



# Reservdelar N4 L200/LWS

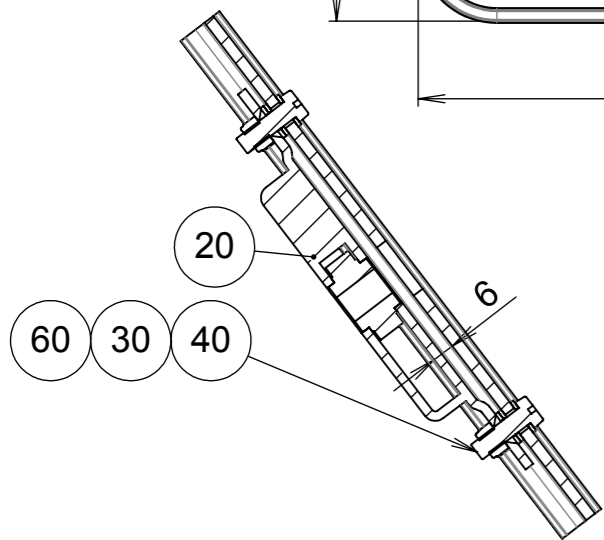
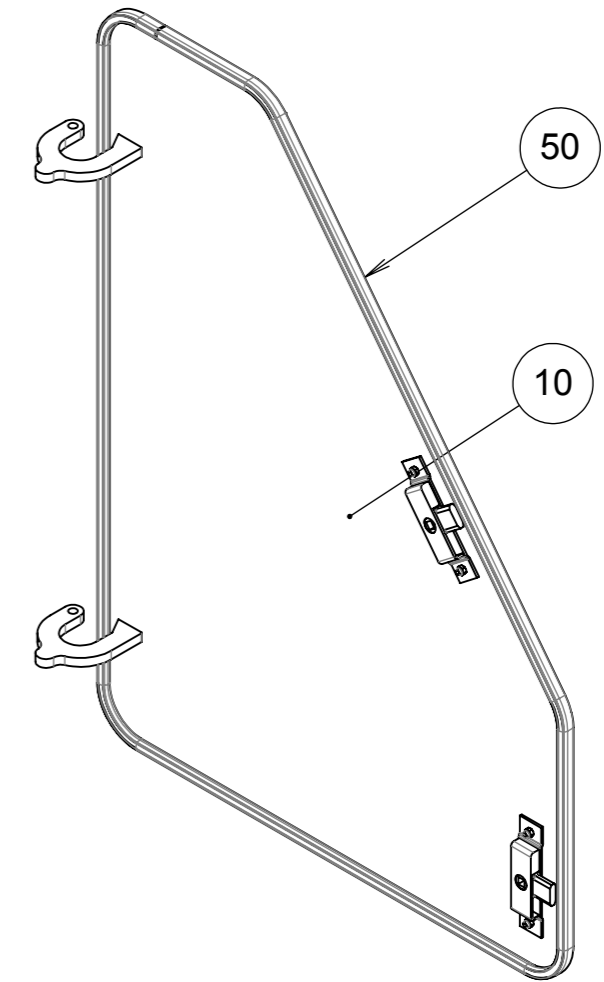
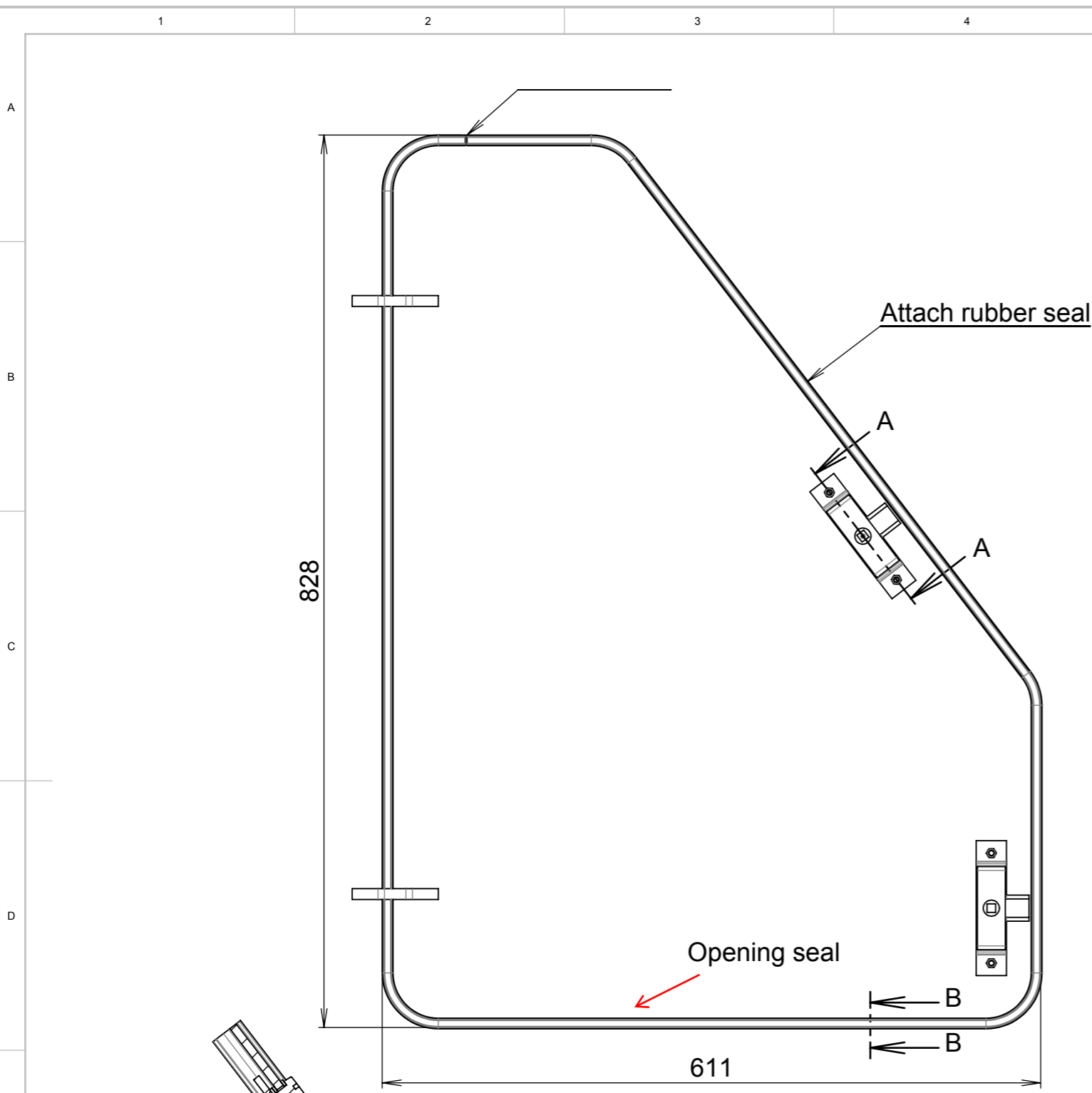


# Innehållsförteckning

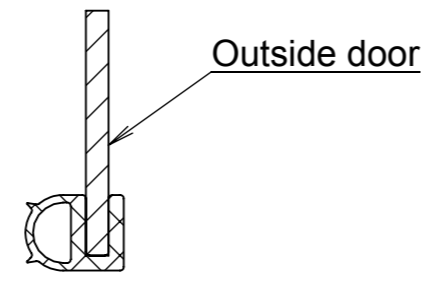
<b>1 Behållare</b> .....	<b>3</b>
5041289 inspektionslucka .....	3
5031246 Montering urlastingcylinder .....	4
5019691 Urlastningsplatta H25 .....	5
5020612 Urlastningsplatta L25 .....	6
5025436 Tätning urlastningsplatta xx25 .....	7
5025478 Tätning urlastningsplatta xx22 .....	8
5033412 Spillplåt xx25 .....	9
5033420 Spillplåt xx22 .....	10
5041790 Skyddsplåt framkant behållare .....	11
Urlastningscylindrar samt rör .....	12
5015741 Oljevärmare tank .....	13
5039256 Kvast och skyffel .....	14
5035587 MF50 inkl hyd .....	15
5035817 Inkl plugin V6 Hydraulik .....	16
5039115 LS ackumulator .....	17
<b>2 Baklucka</b> .....	<b>18</b>
5029088 Tätning baklucka .....	18
5040386 montering komprimering xx25 .....	19
50044963 Montering komprimering xx22 .....	20
47598-00 Glidkloss split .....	21
5009460 Givare pressplatta .....	22
5043136 Låsning baklucka .....	23
5028956 låsning baklucka H .....	24
5030582 Låsning baklucka L .....	25
5043523 Spillränna xx25 .....	26
5045004 Spillränna xx22 .....	27
5043682 Säcklåda vänster .....	28
5046722 Säcklåda höger .....	29
5041348 Skyddsstötta Vänster .....	30
5041328 Skyddsstötta Höger .....	31
5054914 Skyddsstötta vikbar Vänster .....	32
5054915 Skyddsstötta vikbar Höger .....	33
5045189 Stänkskydd baklucka xx25 .....	34
5045615 Stänkskydd baklucka xx22 .....	35
5040853 EL ventilbalk .....	36
5048592 EI backsummer .....	37
Ventil pneumatic .....	38
<b>3 Lyft</b> .....	<b>39</b>
5051481 Lyft LWS .....	39
5048975 std vagga xx25 .....	40
5050265 std vagga xx22 .....	41

5053679 Autogrepp Ind givare .....	42
5053671 Autgrepp Ultraljud .....	43
5048991 Kärlås .....	44
5048990 Kärlås rulle .....	45
5045120 Spillskydd duk xx25 .....	46
5050978 Spillskydd duk xx22 .....	47
5051497 Spillskydd xx25 .....	48
5053857 Spillskydd xx22 .....	49
5052916 Lyftskydd .....	50
5050627 Kam MGB .....	51
5052360 Kam PWS .....	52
<b>4 LVS .....</b>	<b>53</b>
5045028 Winchdelar baklucka .....	53
5051504 skak .....	54
5045695 Givare container .....	55
5051572 Givare för Winchband .....	56
<b>5 Kärlfångare .....</b>	<b>57</b>
5049363 Kärlfångare 3 läges .....	57
5049922 Kärlfångare 2 läges .....	58
5049368 Kärlfångare xx25 .....	59
5053882 Kärlfångare xx22 .....	60
5049945 Mekanisk kärlfångare .....	61
5049409 Montering locköppnare DIN arm .....	62
5049955 Kärlfångare förberedd DIN xx25 .....	63
5053886 Kärlfångare förberedd DIN xx22 .....	64
<b>6 Fotsteg .....</b>	<b>65</b>
5047159 Fotsteg vänster .....	65
5047170 Fotsteg höger .....	66
5052331 Plattform vänster xx25 .....	67
5052855 Plattform höger xx25 .....	68
5025694 Plattform vänster xx22 .....	69
5025692 Plattform höger xx22 .....	70
5050101 Handtag med bel och gasdämpare vänster .....	71
5050111 Handtag med bel och gasdämpare höger .....	72

Rev.	Change Note	Drawn	Date	Approve
-	161220-4	Veltman, A.	2017-03-07	Burg, H. van der
<b>Descr.</b> NEW				



SECTION A-A  
SCALE 1 : 2

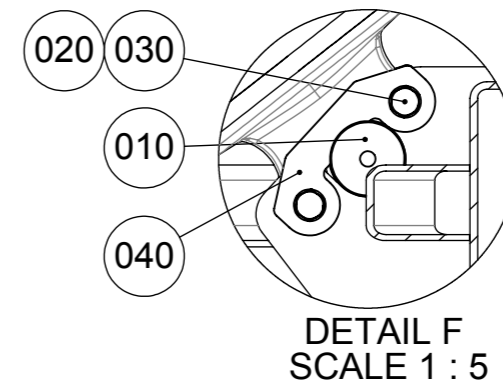
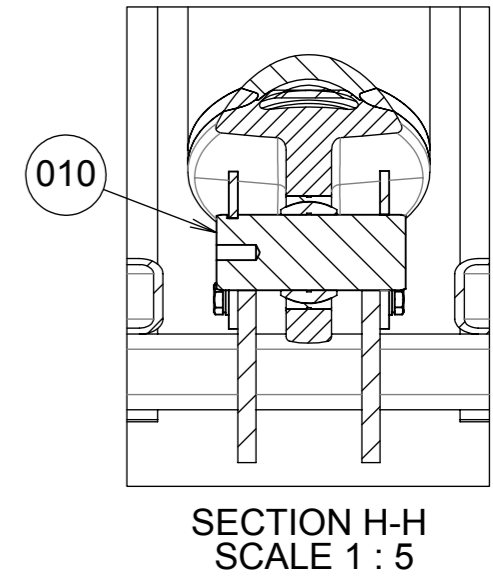
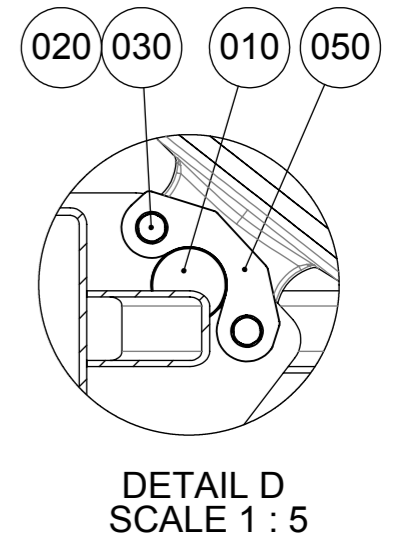
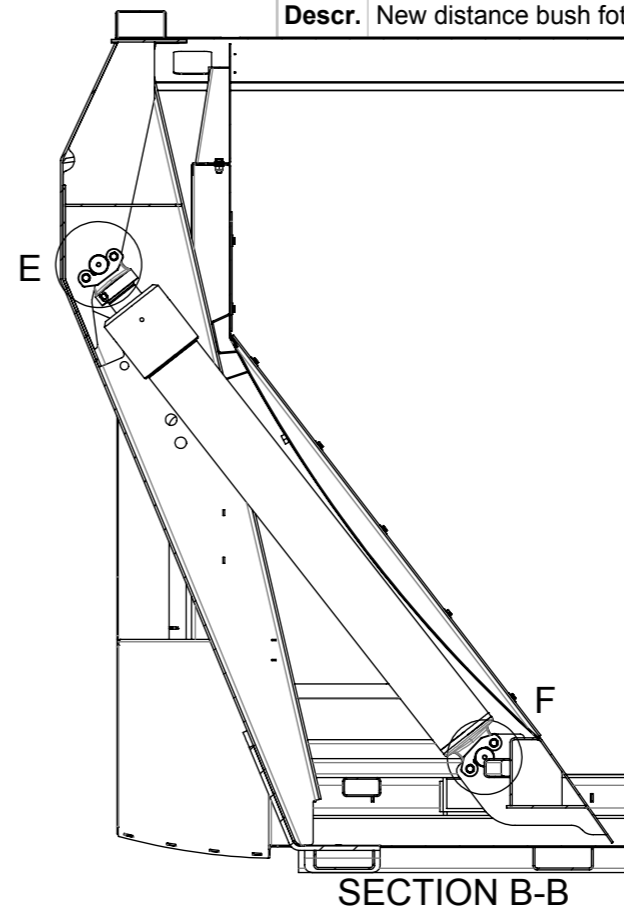
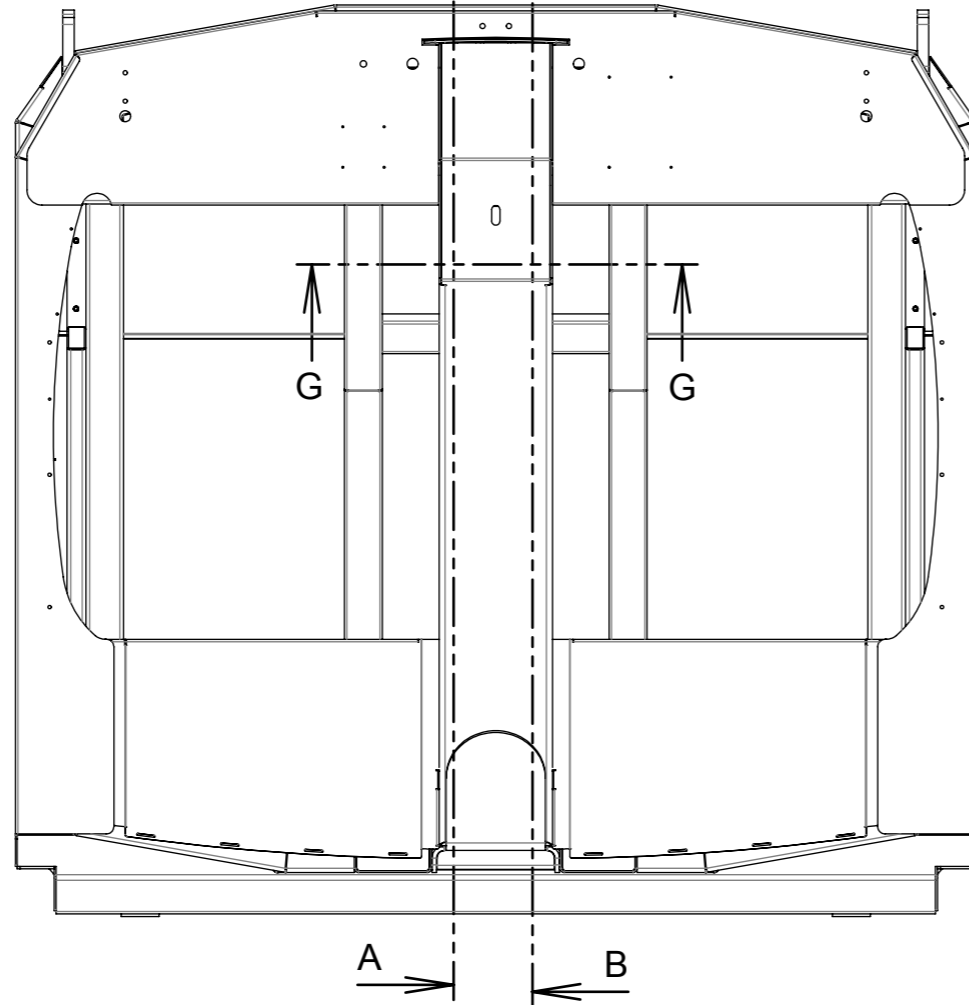
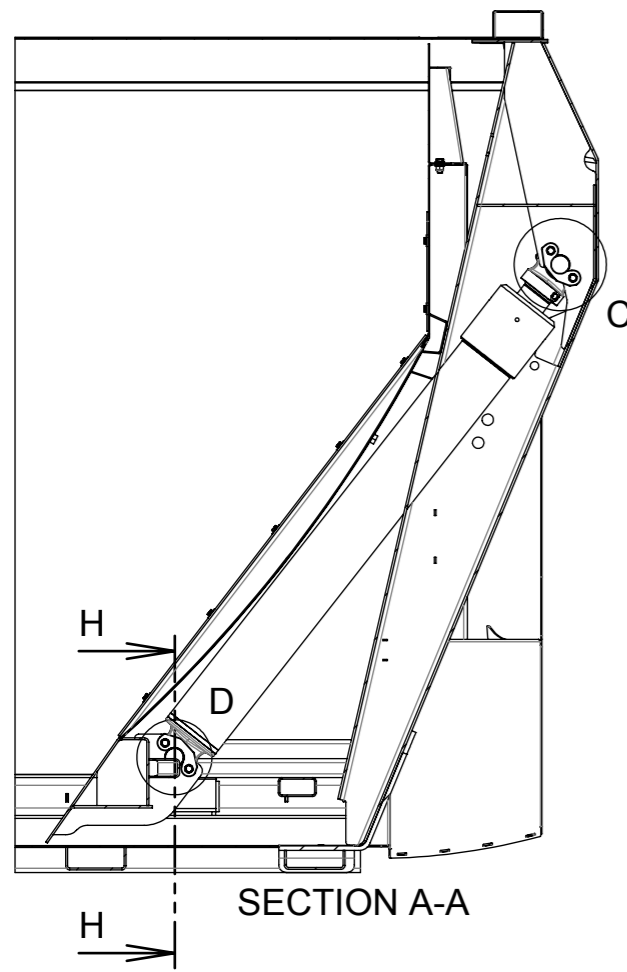


SECTION B-B  
SCALE 1 : 1

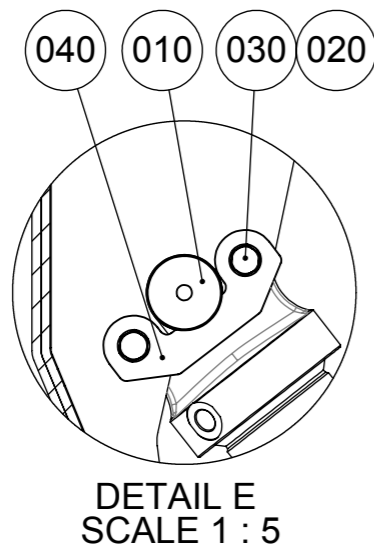
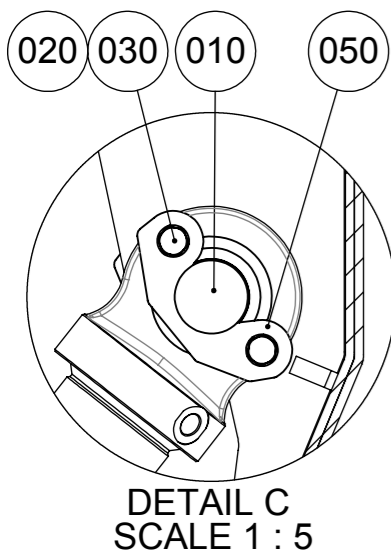
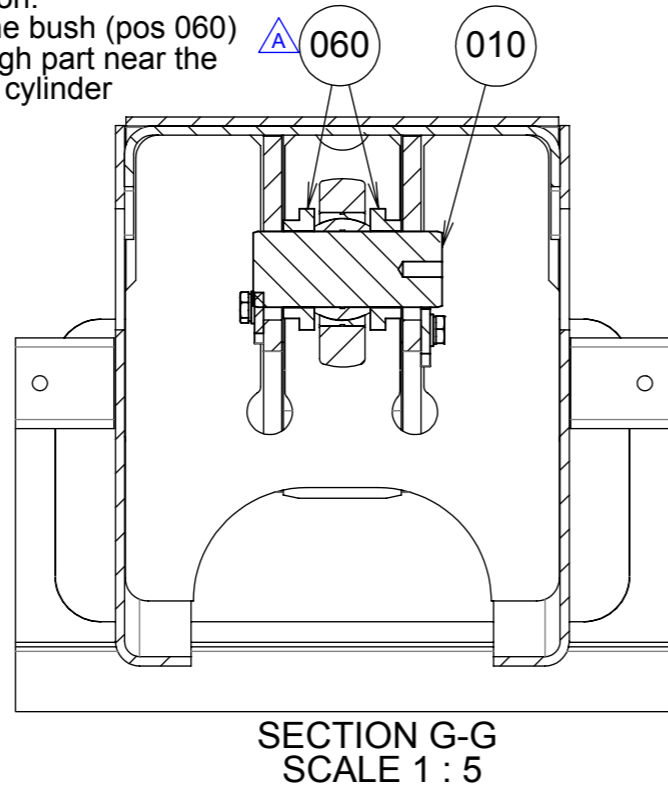
060	809011	Washer, plain normal M5 ISO 7089	12
050	5031277	Sealing Inspection door GPM IV	2,6m
040	814050	Screw, slotted cheese head M5x16, ISO 1207 M5x16 RVS A2 ISO 1207	4
030	809092	Nut, hexagon torque prevailing M5 RVS A2 ISO 10511	4
020	907035	Locking device	2
010	5041288	Door Inspection door body GPM IV	1
Pos	Part/Item	Description	Qty

Standards		Material	Weight (kg)	General surface roughness Ra:	
Shape / position tol. ISO 1101			8.4	✓	
Weld def. / symb. ISO 2553		Drawn	By Veltman, A.	Date	2017-01-16
Lin. / angle tol.		Approved	By Burg, H. van der	Date	2017-03-07
Projection		This drawing is provided on a confidential basis subject to return on demand by GEESINKNORBA, which retains any and all rights associated with it and the article or articles it represents. Disclosure, reproduction or alteration of any part of this drawing; or manufacture, use or sale of the article or articles represented, is prohibited without the prior written authorization of: GEESINKNORBA. © GEESINKNORBA (unpublished).			
		Description			
		Door			
		Inspection door assem. GPM IV			
Derived from	Scale	Page	Format	Item number	Revision
5031278	1:5	1 OF 1	A3	<b>5041289</b>	-

Rev.	Change Note	Drawn	Date	Approve
A	150128-3	Roosendaal, I.	2015-02-06	Burg, H. van der
Descr. New distance bush fot telescopic cylinder				



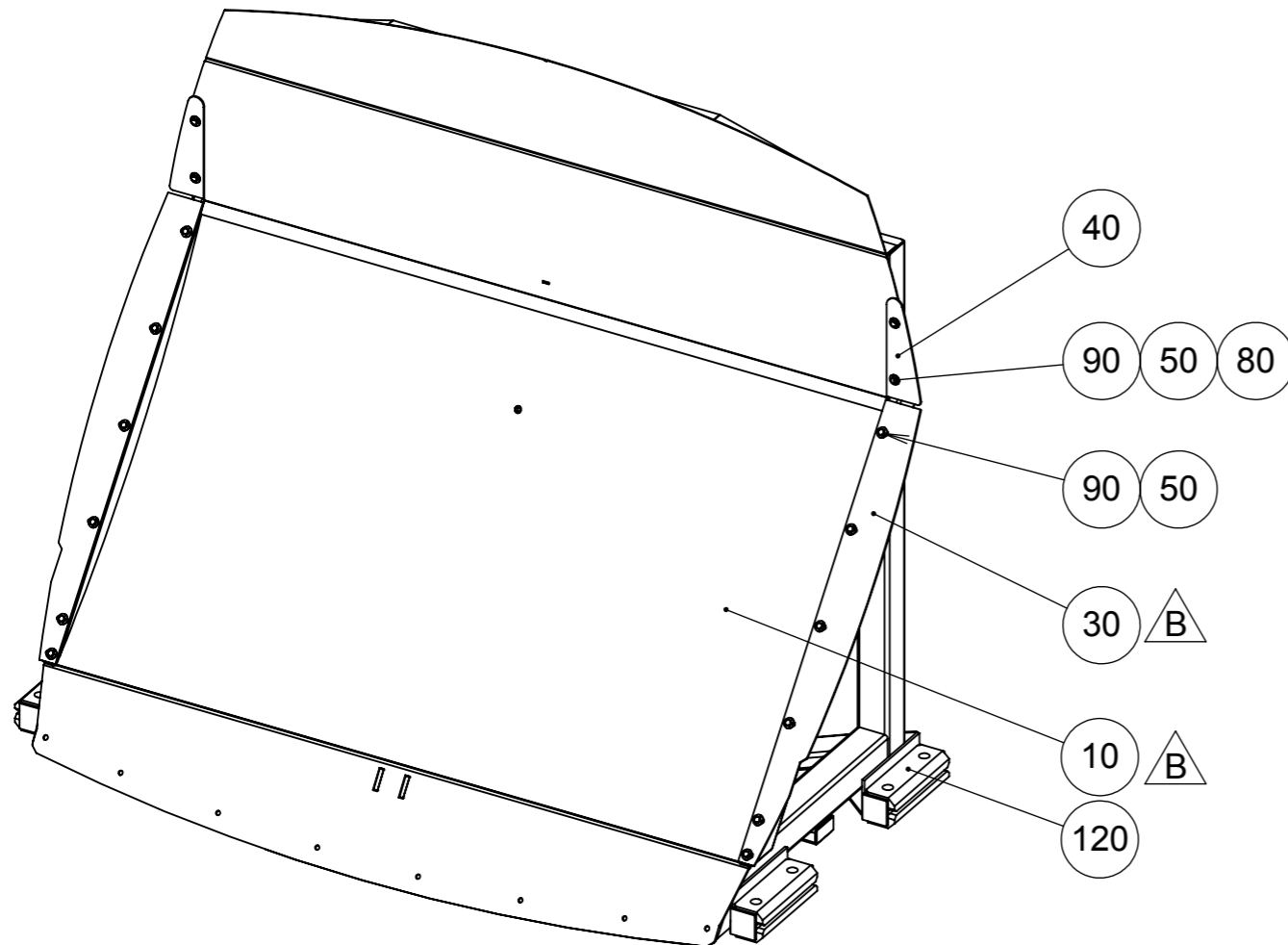
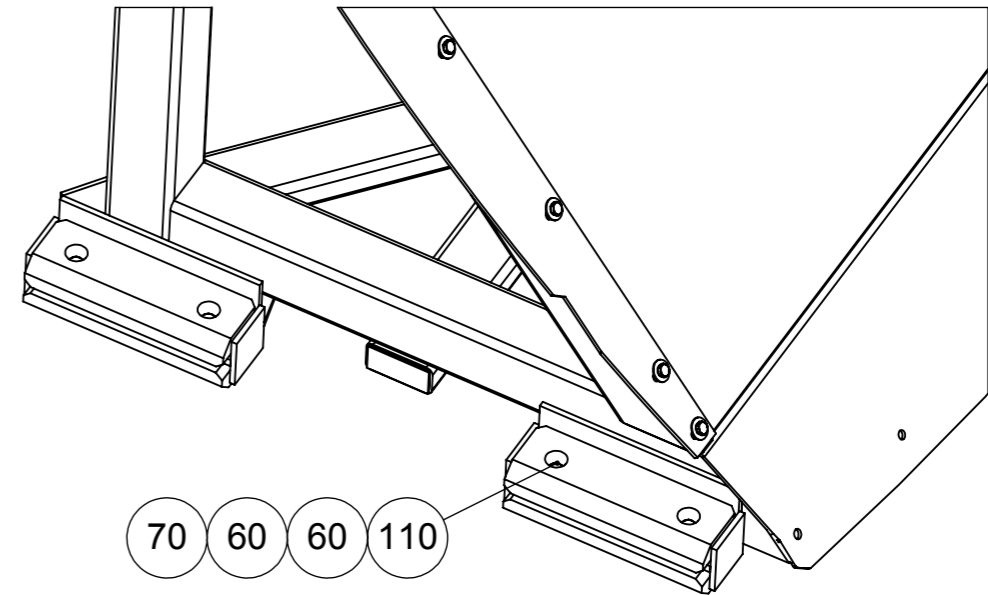
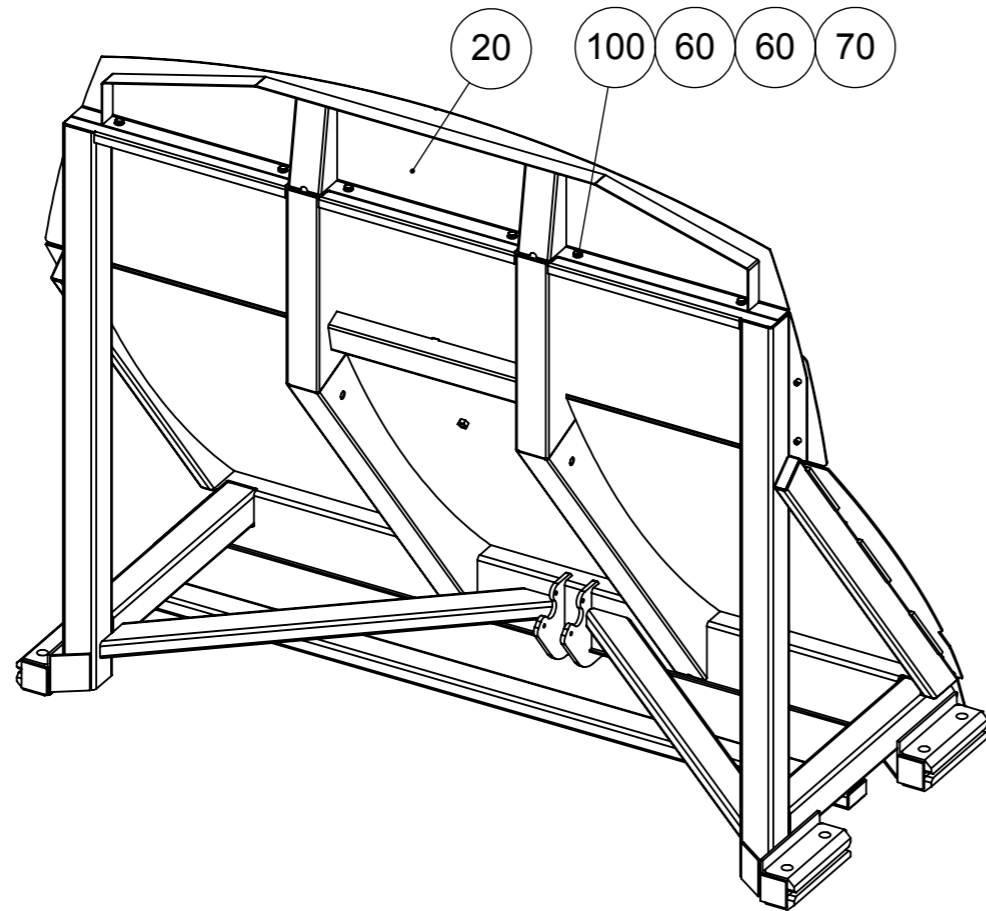
(!!) Attention:  
Position the bush (pos 060)  
with the high part near the  
telescopic cylinder



Pos	Part/Item	Description	Qty
060	5032319	Bush distance, $\varnothing 80 \times \varnothing 50.3-20,5$	2
050	P602038-1	Support	2
040	P602037-1	Plate Safety	2
030	812052	Screw, hexagon head M12x20 St 8.8 ISO 4017	8
020	809059	Washer, spring lock curved M12 DIN 128A	8
010	255586	Pin $\varnothing 50-125$	2

Standards	Material	Weight (kg)	General surface roughness Ra:
Shape / position tol. ISO 1101		2572.6	✓
Weld def. / symb. ISO 2553	Drawn By Hartman, M.	Date 2014-11-20	<b>GEESINKNORBA</b>
Lin. / angle tol.	Approved By Huisman, B.	Date 2014-11-20	
Projection	This drawing is provided on a confidential basis subject to return on demand by GEESINKNORBA, which retains any and all rights associated with it and the article or articles it represents. Disclosure, reproduction or alteration of any part of this drawing; or manufacture, use or sale of the article or articles represented, is prohibited without the prior written authorization of: GEESINKNORBA. © GEESINKNORBA (unpublished).		Description
			<b>Instruction</b> Mounting ejection plate in body GPM
Derived from	Scale 1:20	Page 1 OF 1	Format A3
			Item number <b>5031246</b> Revision <b>A</b>

Rev.	Change Note	Drawn	Date	Approve
B	160713-1	Hanekamp, R.	2016-12-22	Burg, H. van der
<b>Descr.</b> Chg pos 10, 30. BCQ 50, 90				



	120	288610	Block glijblok	8
	110	812059	Screw, hexagon head M12x60 ISO 4017	8
	100	812054	Screw, hexagon head M12x30 St 8.8 ISO 4017	6
	090	812042	Screw, hexagon head M10x25 St 8.8 ISO 4017	16
	080	811209	Nut, blind rivet ALS4-1015-3.8 M10 St	4
	070	811044	Nut, hexagon torque prevailing M12 ISO 10511	14
	060	809034	Washer, plain normal M12 Steel ISO 7089	28
	050	808018	Washer, mudwing repair M10x30	16
	040	5019693	Plate Side push out plate GPM IV high	2
	030	5019692	Plate Side push out plate GPM IV High	2
	020	5019689	Frame Top P.O.P. GPM IV H / W	1
	010	5019682	Push out plate Welding push out plate wide level 2	1
	<b>Pos</b>	<b>Part/Item</b>	<b>Description</b>	<b>Qty</b>

B

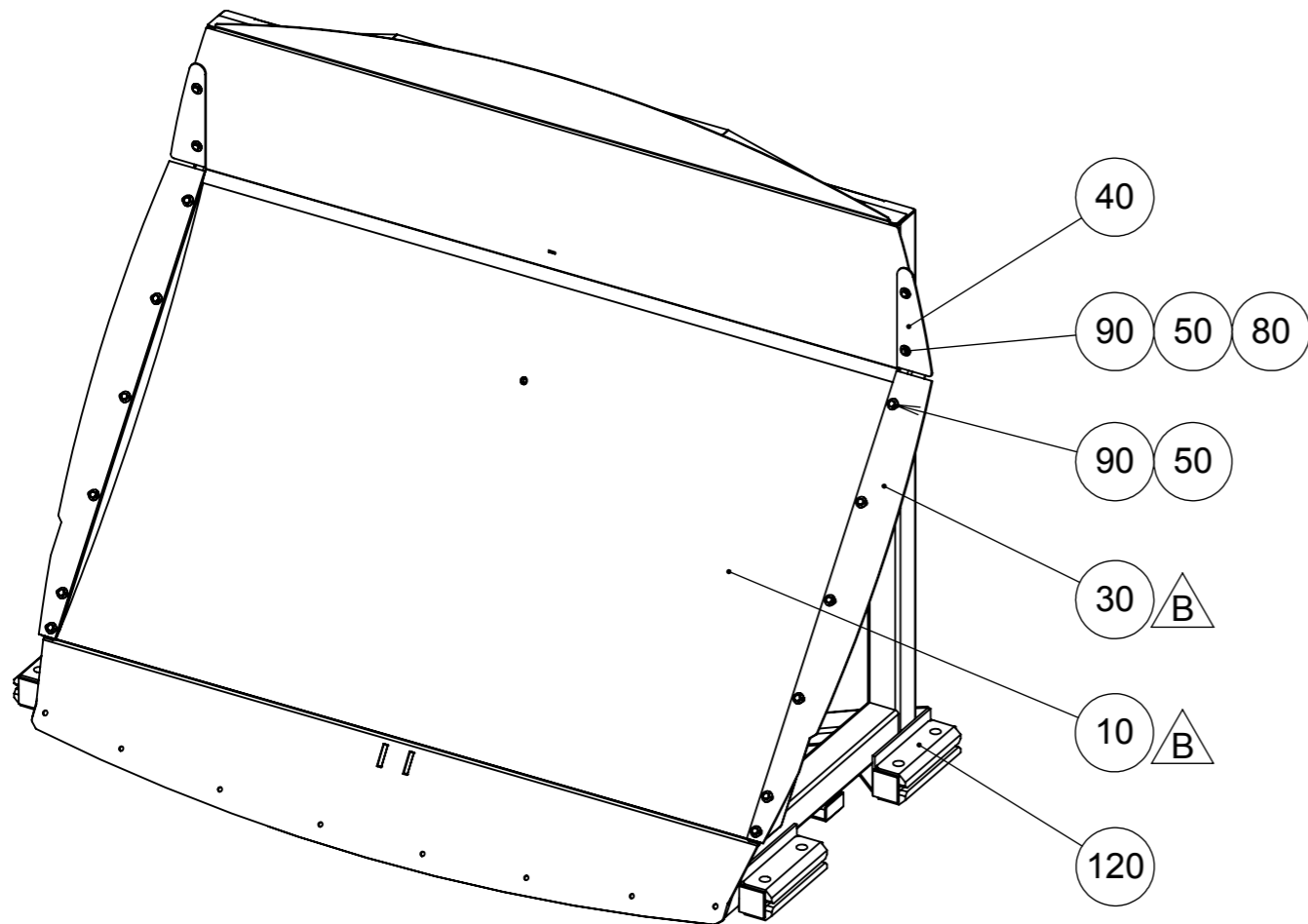
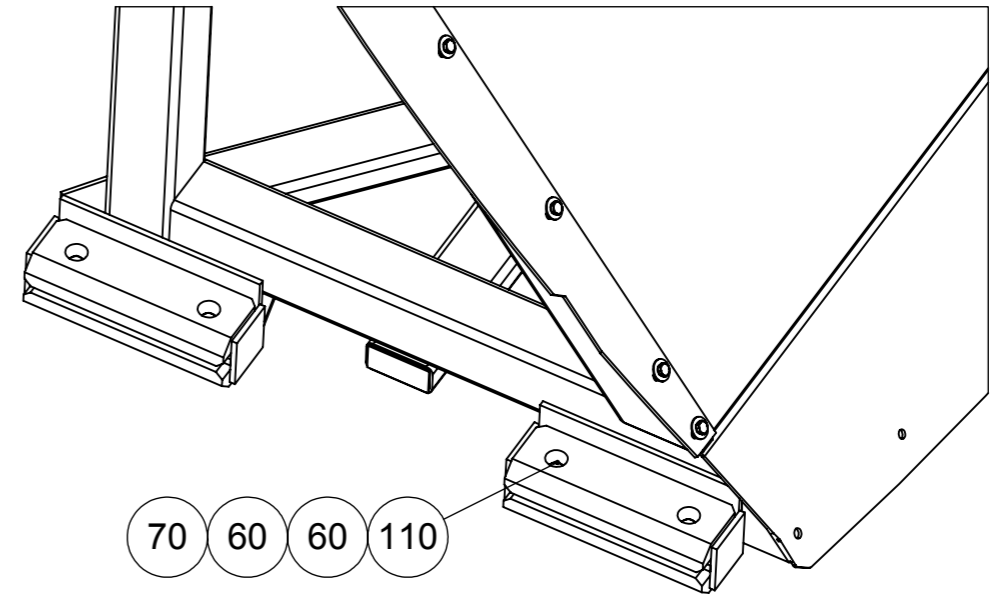
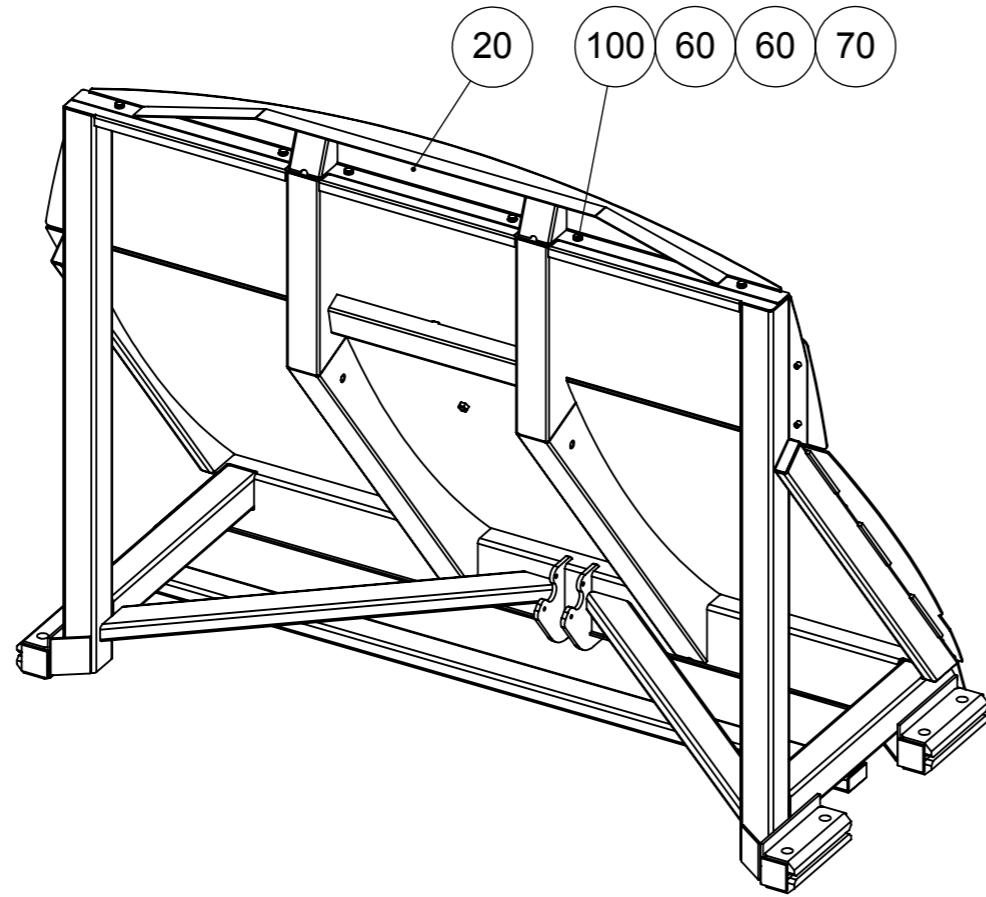
B

B

Standards	Material	Weight (kg)	General surface roughness Ra:
Shape / position tol. ISO 1101			✓
Weld def. / symb. ISO 2553	Drawn By Hanekamp, R.	Date 2013-07-02	
Lin. / angle tol.	Approved By Burg, H. van der	Date 2014-04-22	

Projection	<p>This drawing is provided on a confidential basis subject to return on demand by GEESINKNORBA, which retains any and all rights associated with it and the article or articles it represents. Disclosure, reproduction or alteration of any part of this drawing; or manufacture, use or sale of the article or articles represented, is prohibited without the prior written authorization of: GEESINKNORBA. © GEESINKNORBA (unpublished).</p>			Description
Derived from	Scale 1:20	Page 1 OF 1	Format A3	<p>Push out plate GPM IV H / W mounted level</p>
			Item number <b>5019691</b>	Revision <b>B</b>

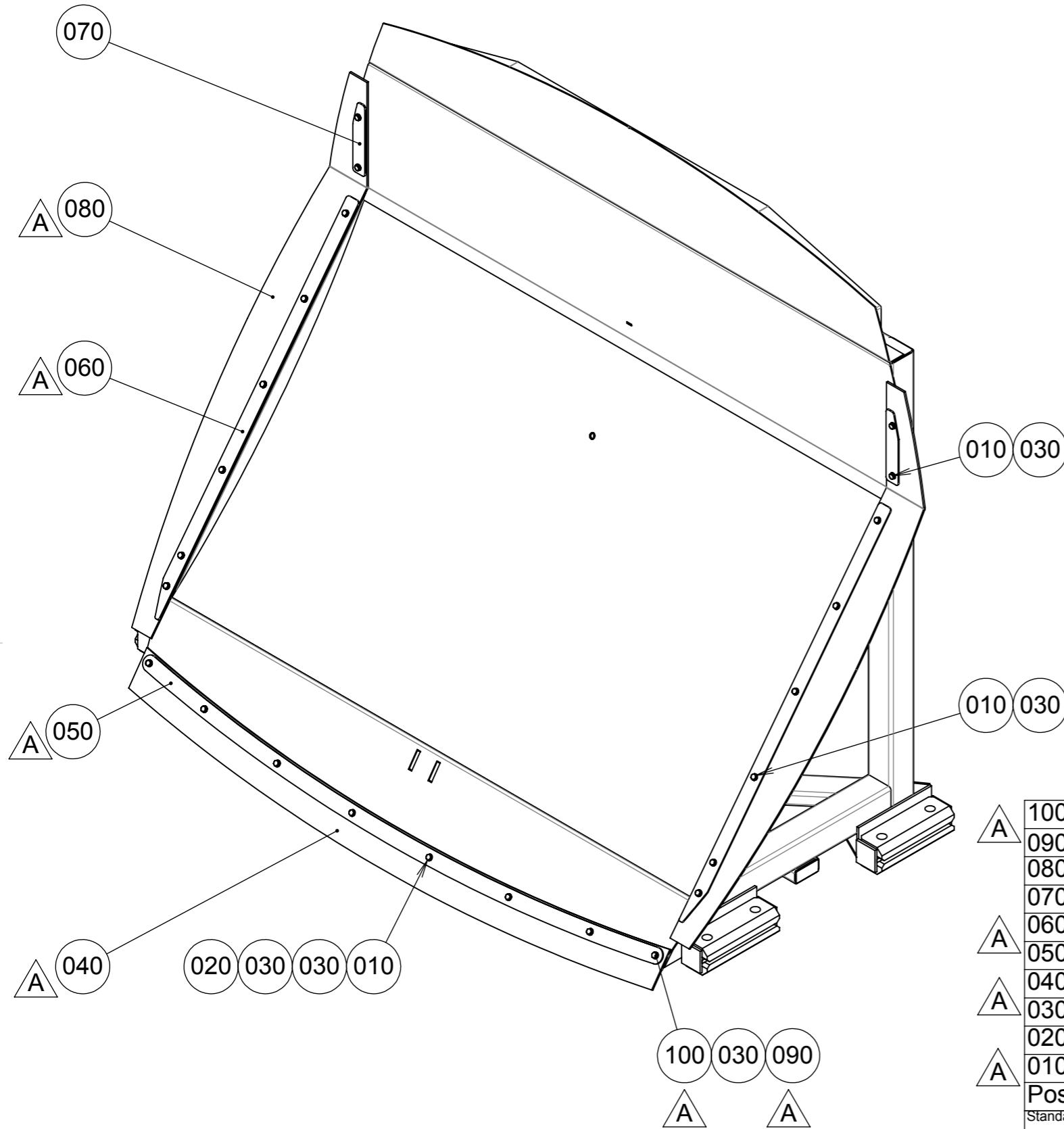
Rev.	Change Note	Drawn	Date	Approve
B	160713-1	Hanekamp, R.	2016-12-22	Burg, H. van der
<b>Descr.</b> Chg pos 10, 30. BCQ 50, 90				



	120	288610	Block glijblok	8
	110	812059	Screw, hexagon head M12x60 ISO 4017	8
	100	812054	Screw, hexagon head M12x30 St 8.8 ISO 4017	6
	090	812042	Screw, hexagon head M10x25 St 8.8 ISO 4017	16
△	080	811209	Nut, blind rivet ALS4-1015-3.8 M10 St	4
	070	811044	Nut, hexagon torque prevailing M12 ISO 10511	14
	060	809034	Washer, plain normal M12 Steel ISO 7089	28
△	050	808018	Washer, mudwing repair M10x30	16
	040	5019693	Plate Side push out plate GPM IV high	2
△	030	5019692	Plate Side push out plate GPM IV High	2
	020	5020611	Frame Top P.O.P. GPM IV L / W	1
△	010	5019682	Push out plate Welding push out plate wide level 2	1
	<b>Pos</b>	<b>Part/Item</b>	<b>Description</b>	<b>Qty</b>

Standards	Material	Weight (kg)	General surface roughness Ra:	✓
Shape / position tol. ISO 1101				
Weld def. / symb. ISO 2553	Drawn By Hanekamp, R.	Date 2013-07-02		
Lin. / angle tol. -	Approved By Burg, H. van der	Date 2014-04-23		
Projection	This drawing is provided on a confidential basis subject to return on demand by GEESINKNORBA, which retains any and all rights associated with it and the article or articles it represents. Disclosure, reproduction or alteration of any part of this drawing; or manufacture, use or sale of the article or articles represented, is prohibited without the prior written authorization of: GEESINKNORBA. © GEESINKNORBA (unpublished).		Description <b>Push out plate</b> GPM IV L / W mounted level	
	Derived from	Scale 1:20	Page 1 OF 1	Format A3
			Item number <b>5020612</b>	Revision <b>B</b>

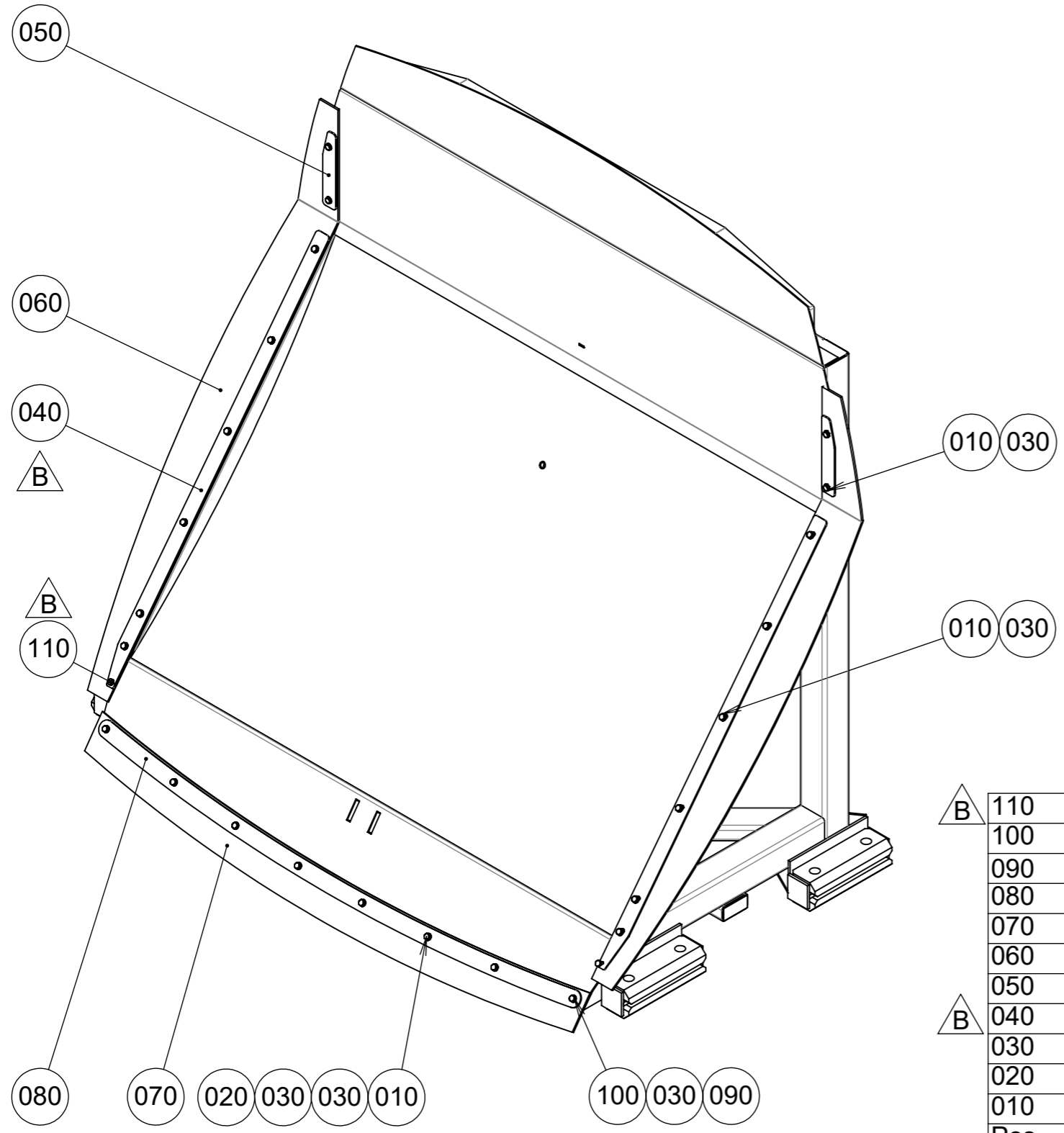
Rev.	Change Note	Drawn	Date	Approve
A	160713-1	Hanekamp, R.	2016-12-23	Burg, H. van der
<b>Descr.</b> Chg 40,50,60,80. BAI 90, 100. BCQ 10,30				



Pos	Part/Item	Description	Qty	
A	100	812044	Screw, hexagon head M10x35 ISO 4017	2
	090	811209	Nut, blind rivet ALS4-1015-3.8 M10 St	2
	080	5025451	Sealing Push-out plate GPM IV	2
	070	5025412	Support Sealing push-out plate GPM IV	2
A	060	5025388	Support Sealing push-out plate GPM IV	2
	050	5025372	Support Sealing push-out plate GPM IV	1
A	040	5025367	Sealing Bottom side push out plate GPM IV W	1
A	030	809025	Washer, plain normal chamfered M10 Steel ISO 7090	30
	020	811044	Nut, hexagon torque prevailing M12 ISO 10511	6
A	010	812045	Screw, hexagon head M10x40 ISO 4017	22

Standards		Material		Weight (kg)		General surface roughness Ra:	
Shape / position tol. ISO 1101				479.1		✓	
Weld def. / symb. ISO 2553		Drawn By Berghuis, W		Date 2014-03-31			
Lin. / angle tol.		Approved By Burg, H. van der		Date 2014-11-04			
Projection						Description	
		This drawing is provided on a confidential basis subject to return on demand by GEESINKNORBA, which retains any and all rights associated with it and the article or articles it represents. Disclosure, reproduction or alteration of any part of this drawing; or manufacture, use or sale of the article or articles represented, is prohibited without the prior written authorization of: GEESINKNORBA. © GEESINKNORBA (unpublished).				<b>Sealing</b> Push-out plate GPM IV Wide	
		Derived from		Scale 1:15		Page 1 OF 1	
				Format A3		Item number <b>5025436</b>	
						Revision <b>A</b>	

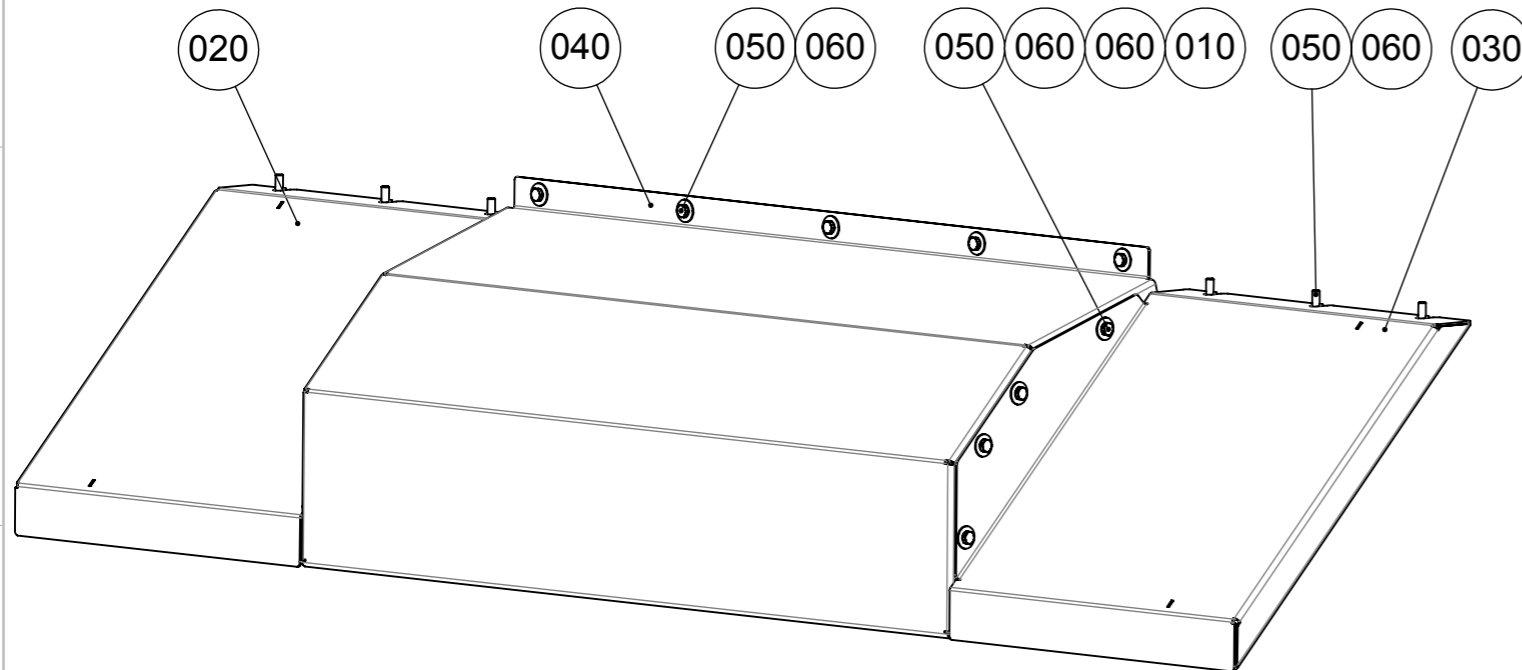
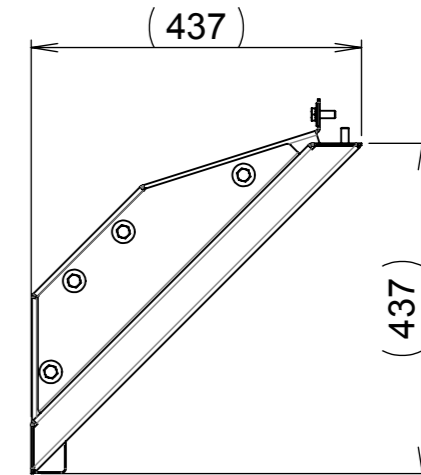
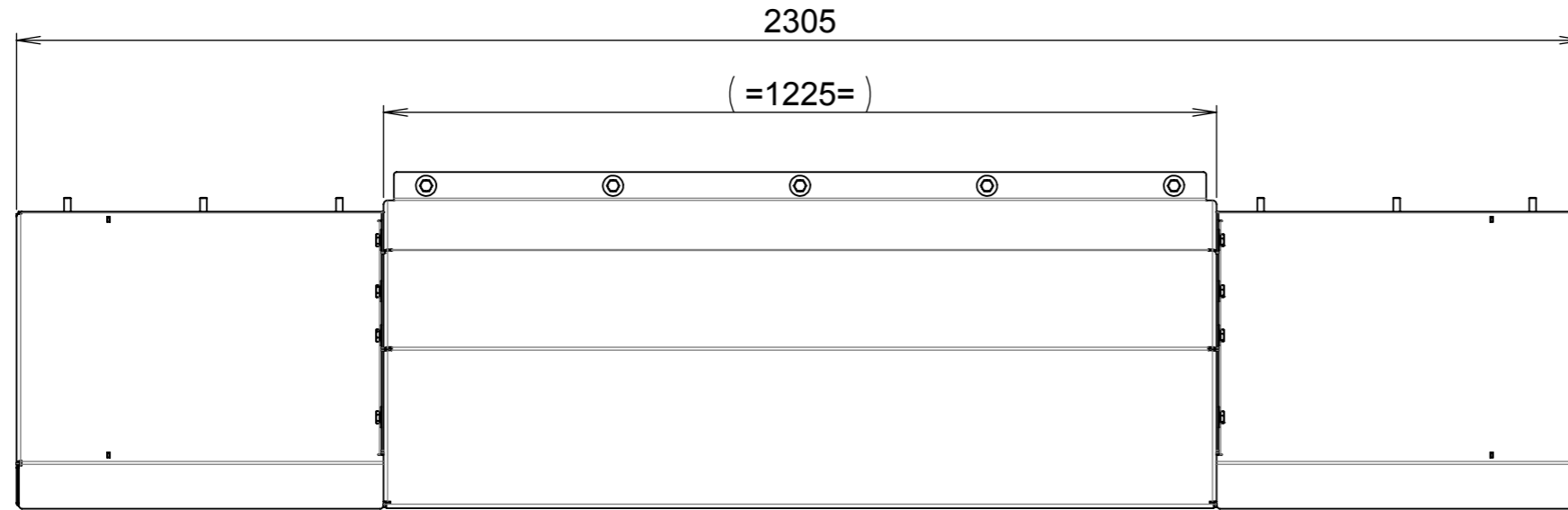
Rev.	Change Note	Drawn	Date	Approve
B	190308-1	Spruijt, W.	2019-10-22	Leij, P. van de
<b>Descr.</b> CHG: 40 BAI: 110				




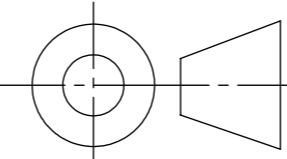
B	110	812042	Screw, hexagon head M10x25 St 8.8 ISO 4017	2
	100	812044	Screw, hexagon head 0 ISO 4017	2
	090	811209	Nut, blind rivet ALS4-1015-3.8 M10 St	2
	080	5025481	Support Sealing Push-out plate GPM IV N	1
	070	5025480	Sealing Bottom side push-out plate GPM IV N	1
	060	5025451	Sealing Push-out plate GPM IV	2
	050	5025412	Support Sealing push-out plate GPM IV	2
B	040	5025388	Support Sealing push-out plate GPM IV	2
	030	809025	Washer, plain normal chamfered M10 Steel ISO 7090	30
	020	811043	Nut, hexagon torque prevailing M10 ISO 10511	6
	010	812045	Screw, hexagon head M10x40 ISO 4017	22
	<b>Pos</b>	<b>Part/Item</b>	<b>Description</b>	<b>Qty</b>

Standards		Material		Weight (kg)		General surface roughness Ra:	
Shape / position tol. ISO 1101				443.2		✓	
Weld def. / symb. ISO 2553		Drawn By Berghuis, W		Date 2014-04-01			
Lin. / angle tol. -		Approved By Burg, H. van der		Date 2014-04-23			
Projection		This drawing is provided on a confidential basis subject to return on demand by GEESINKNORBA, which retains any and all rights associated with it and the article or articles it represents. Disclosure, reproduction or alteration of any part of this drawing; or manufacture, use or sale of the article or articles represented, is prohibited without the prior written authorization of: GEESINKNORBA. © GEESINKNORBA (unpublished).				Description	
						<b>Sealing</b> Push-out plate GPM IV Narrow	
Derived from		Scale		Page		Format	
-		1:15		1 OF 1		A3	
Item number						Revision	
<b>5025478</b>						<b>B</b>	

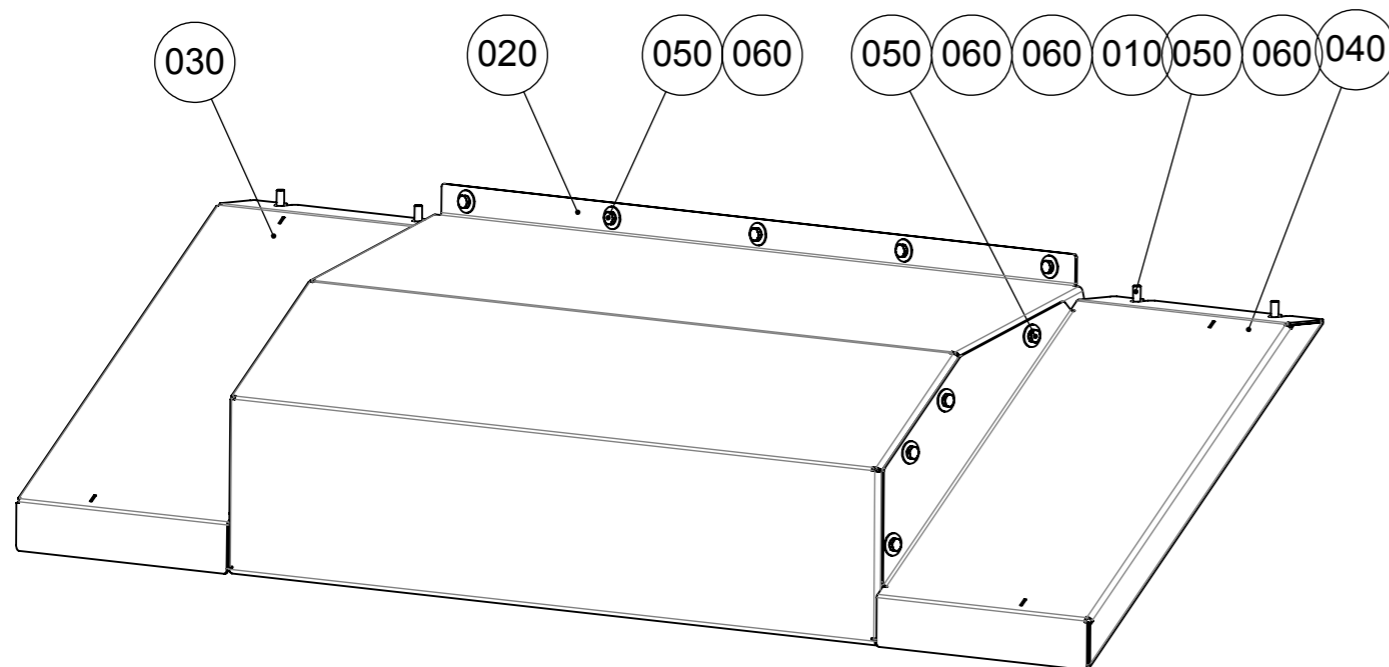
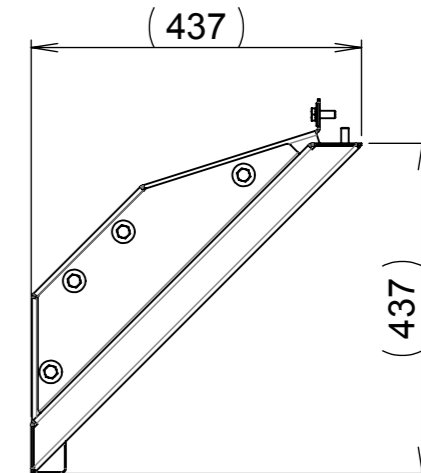
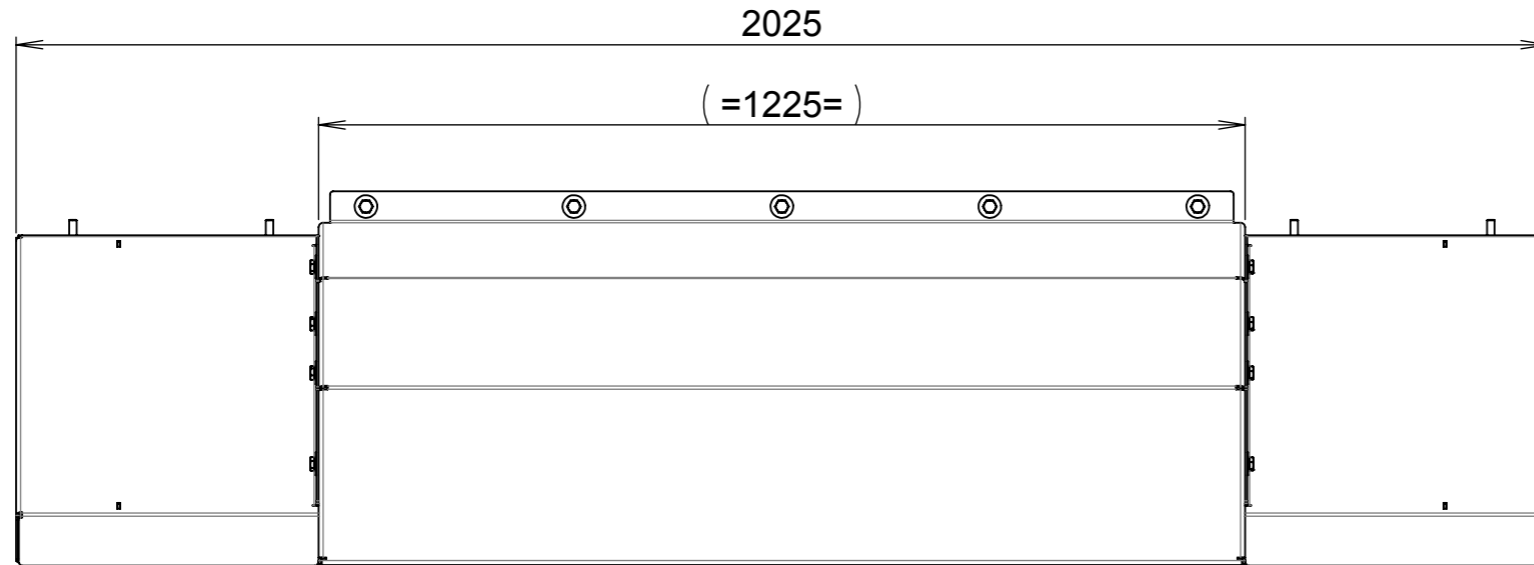
Rev.	Change Note	Drawn	Date	Approve
-	150327-1	Hartman, M.	2015-04-01	Burg, H. van der
<b>Descr.</b> New assembly				



060	808018	Washer, mudwing repair M10x30	27
050	812042	Screw, hexagon head M10x25 St 8.8 ISO 4017	19
040	5033413	Plate Spillage plate middle	1
030	5033411	Plate with reinforcement RH	1
020	5033410	Plate with reinforcement LH	1
010	811043	Nut, hexagon torque prevailing M10 ISO 10511	8
<b>Pos</b>	<b>Part/Item</b>	<b>Description</b>	<b>Qty</b>

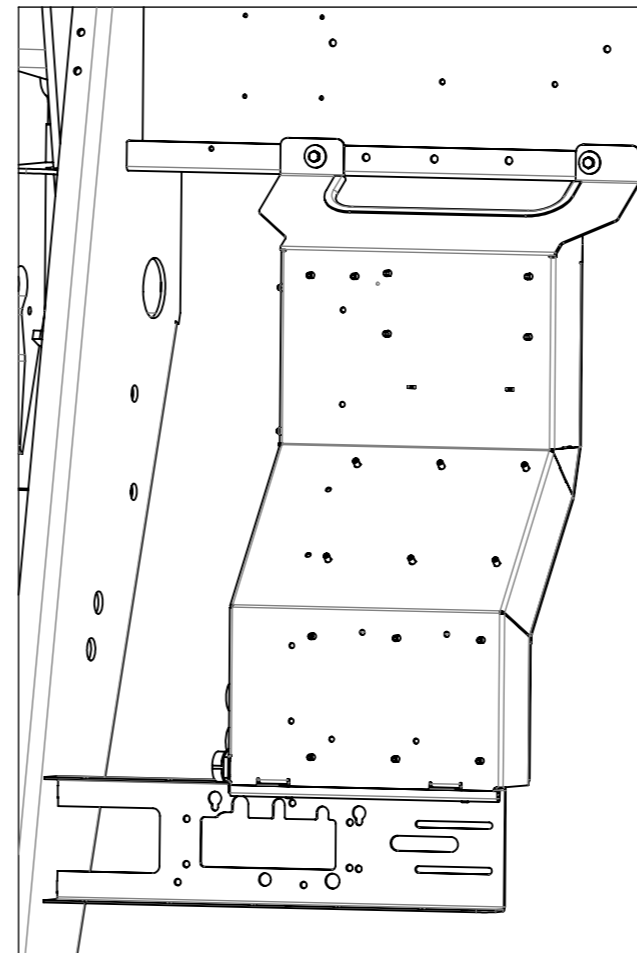
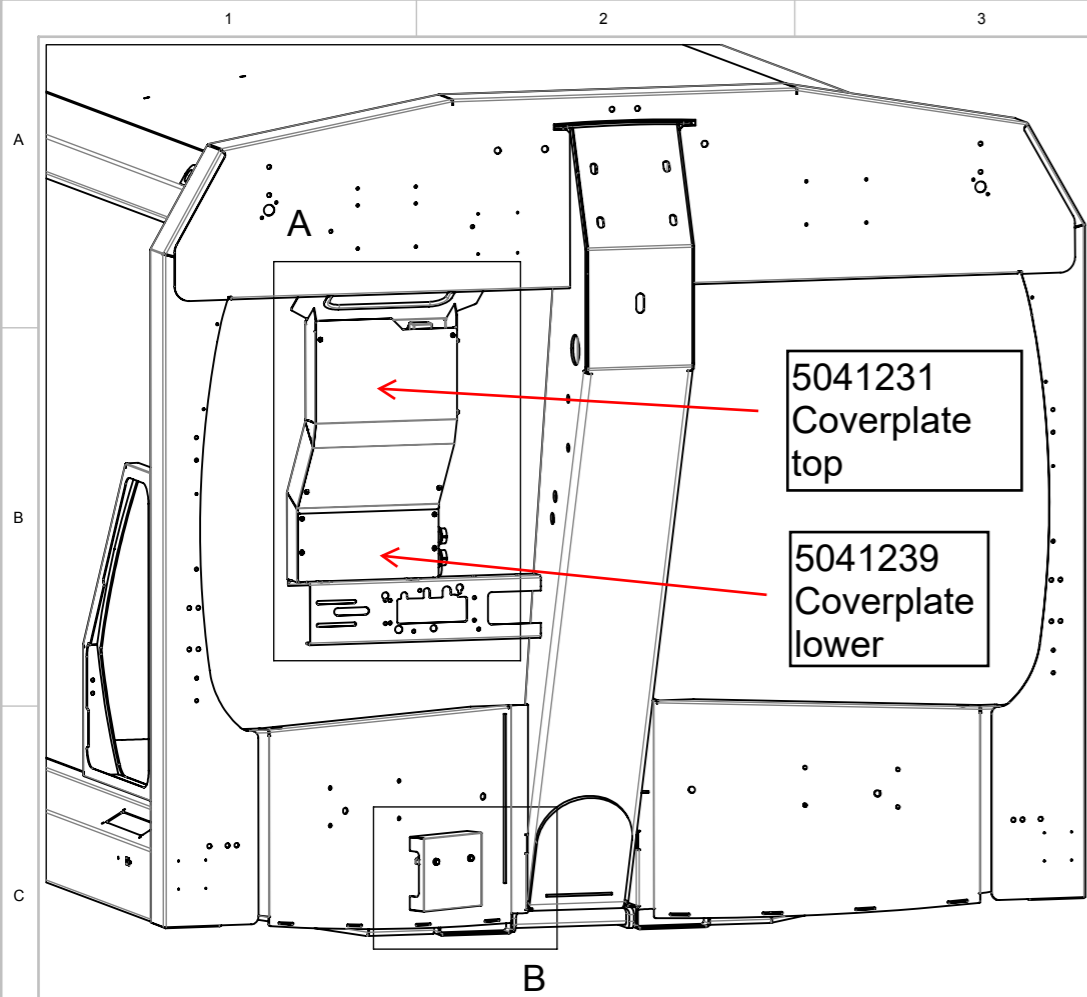
Standards		Material	Weight (kg)	General surface roughness Ra:		
Shape / position tol. ISO 1101			46.6	✓		
Weld def. / symb. ISO 2553		Drawn	By Hartman, M.	Date	2015-03-27	
Lin. / angle tol. ISO 2768-c		Approved	By Burg, H. van der	Date	2015-04-01	
Projection		This drawing is provided on a confidential basis subject to return on demand by GEESINKNORBA, which retains any and all rights associated with it and the article or articles it represents. Disclosure, reproduction or alteration of any part of this drawing; or manufacture, use or sale of the article or articles represented, is prohibited without the prior written authorization of: GEESINKNORBA. © GEESINKNORBA (unpublished).			 <b>GEESINKNORBA</b> Description <b>Plate, spillage</b> GPM IV wide	
		Derived from	Scale	Page		Format
		5025268	1:10	1 OF 1	A3	Item number <b>5033412</b> Revision

Rev.	Change Note	Drawn	Date	Approve
-	150327-1	Hartman, M.	2015-04-01	Burg, H. van der
<b>Descr.</b> New assembly				

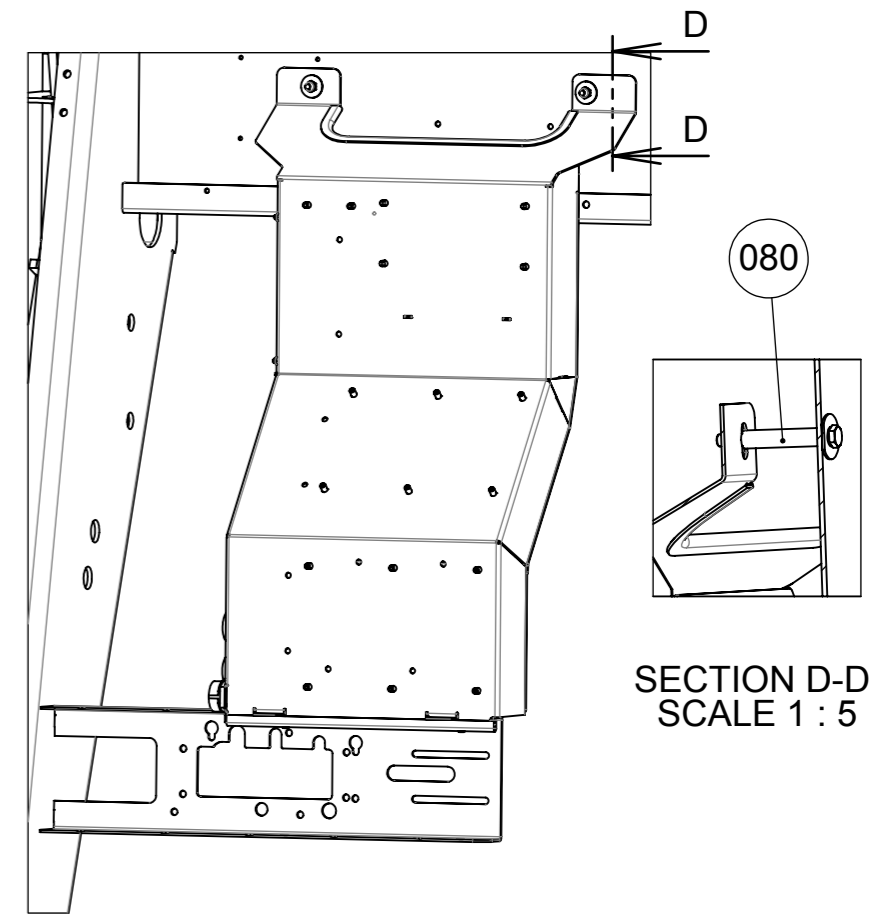


060	808018	Washer, mudwing repair M10x30	25
050	812042	Screw, hexagon head M10x25 St 8.8 ISO 4017	17
040	5033419	Plate Spillage plate GPM IV narrow RH	1
030	5033418	Plate Spillage plate narrow LH	1
020	5033413	Plate Spillage plate middle	1
010	811043	Nut, hexagon torque prevailing M10 ISO 10511	8
<b>Pos</b>	<b>Part/Item</b>	<b>Description</b>	<b>Qty</b>

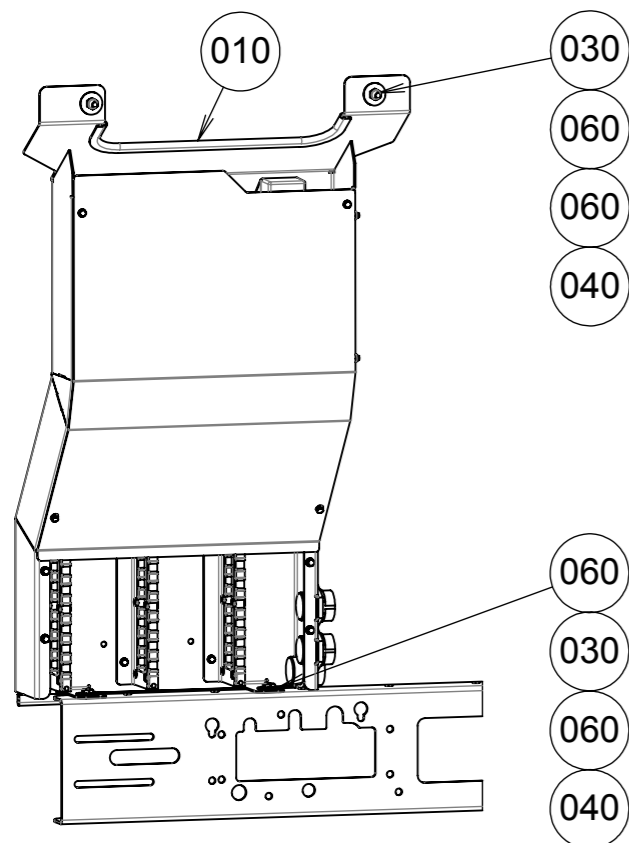
Standards		Material	Weight (kg)	General surface roughness Ra:
Shape / position tol. ISO 1101			42.3	✓
Weld def. / symb. ISO 2553		Drawn By Hartman, M.	Date 2015-03-27	
Lin. / angle tol. ISO 2768-c		Approved By Burg, H. van der	Date 2015-04-01	
Projection		This drawing is provided on a confidential basis subject to return on demand by GEESINKNORBA, which retains any and all rights associated with it and the article or articles it represents. Disclosure, reproduction or alteration of any part of this drawing; or manufacture, use or sale of the article or articles represented, is prohibited without the prior written authorization of: GEESINKNORBA. © GEESINKNORBA (unpublished).		Description
				Plate, spillage GPM IV narrow
Derived from	Scale	Page	Format	Item number
5025300	1:10	1 OF 1	A3	<b>5033420</b>
				Revision
				-



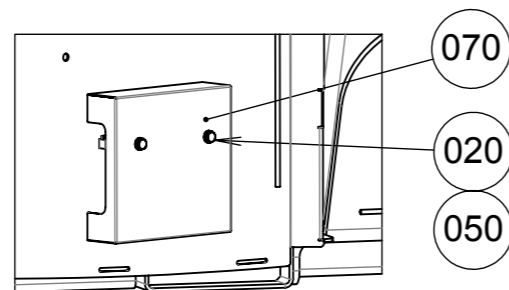
Mount in high body



Mount in low body



DETAIL A  
SCALE 1 : 10



DETAIL B  
SCALE 1 : 10

Note:  
Use Pos 80 When mounting in low body

Pos	Part/Item	Description	Qty
080	5041929	Tube $\varnothing 12 \times 1,5$ L = 57	2
070	5030745	Plate Protection connectors front body	1
060	808006	Washer, mudwing repair M8x30 Steel	8
050	809024	Washer, plain normal chamfered M8 Steel ISO 7090	2
040	811042	Nut, hexagon torque prevailing M8 ISO 10511	4
030	812025	Screw, hexagon head M8 x 25 St 8.8 ISO 4017	4
020	812022	Screw, hexagon head M8x12 St 8.8 ISO 4017	2
010	5041215	Mounting plate Mount electr. comp. front body	1

Standards		Material	Weight (kg)	General surface roughness Ra:	
Shape / position tol. ISO 1101			2269.3	✓	
Weld def. / symb. ISO 2553		Drawn By Veltman, A.	Date 2017-02-13		
Lin. / angle tol. -		Approved By Burg, H. van der	Date 2017-03-09		
Projection		This drawing is provided on a confidential basis subject to return on demand by GEESINKNORBA, which retains any and all rights associated with it and the article or articles it represents. Disclosure, reproduction or alteration of any part of this drawing; or manufacture, use or sale of the article or articles represented, is prohibited without the prior written authorization of: GEESINKNORBA. © GEESINKNORBA (unpublished).			Description
					<p>Instruction</p> <p>Mount.electr. comp. front body high</p>
Derived from	Scale	Page	Format	Item number	Revision
5030731	1:20	1 OF 1	A3	<b>5041790</b>	<b>A</b>

Rev.	Change Note	Drawn	Date	Approve
A	190510-10	Spruijt, W.	2019-05-23	Leij, P. van de

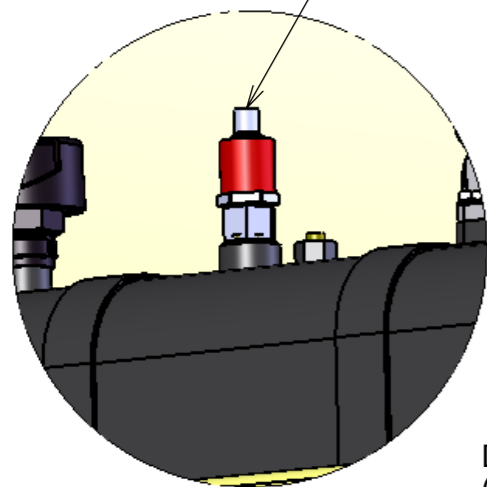
Descr. CHG: 10



Body size	Length body	Cylinder	Tube 12mm	Tube 20mm	Tube 30mm
28H	6420	P600911-2	5026126	5026105	5025180
24H	5670	P600911-1	5026125	5026104	5025179
23H,21L	5420	P600910-5	5026124	5026103	5025178
22H,20L,19H	5170	P600910-2	5026123	5026102	5025177
21H,19L,18H	4920	P600910-6	5026122	5026101	5025176
20H,18L,17H,16L	4670	P600910-1	5026121	5026100	5025175
18H,17L,16H,15L	4370	P600910-4	5026120	5026099	5025174
17H,16L,15H,14L	4120	P600909-2	5026119	5026098	5025173
15H,14L,13H,12L	3820	P600909-1	5026118	5026097	5025168
13H,11H	3520	84112-00	5036082	5036077	5036070
11H,9H	3120	84110-00	5036083	5036078	5036071

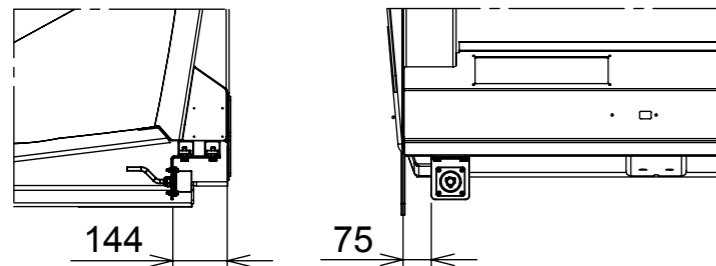
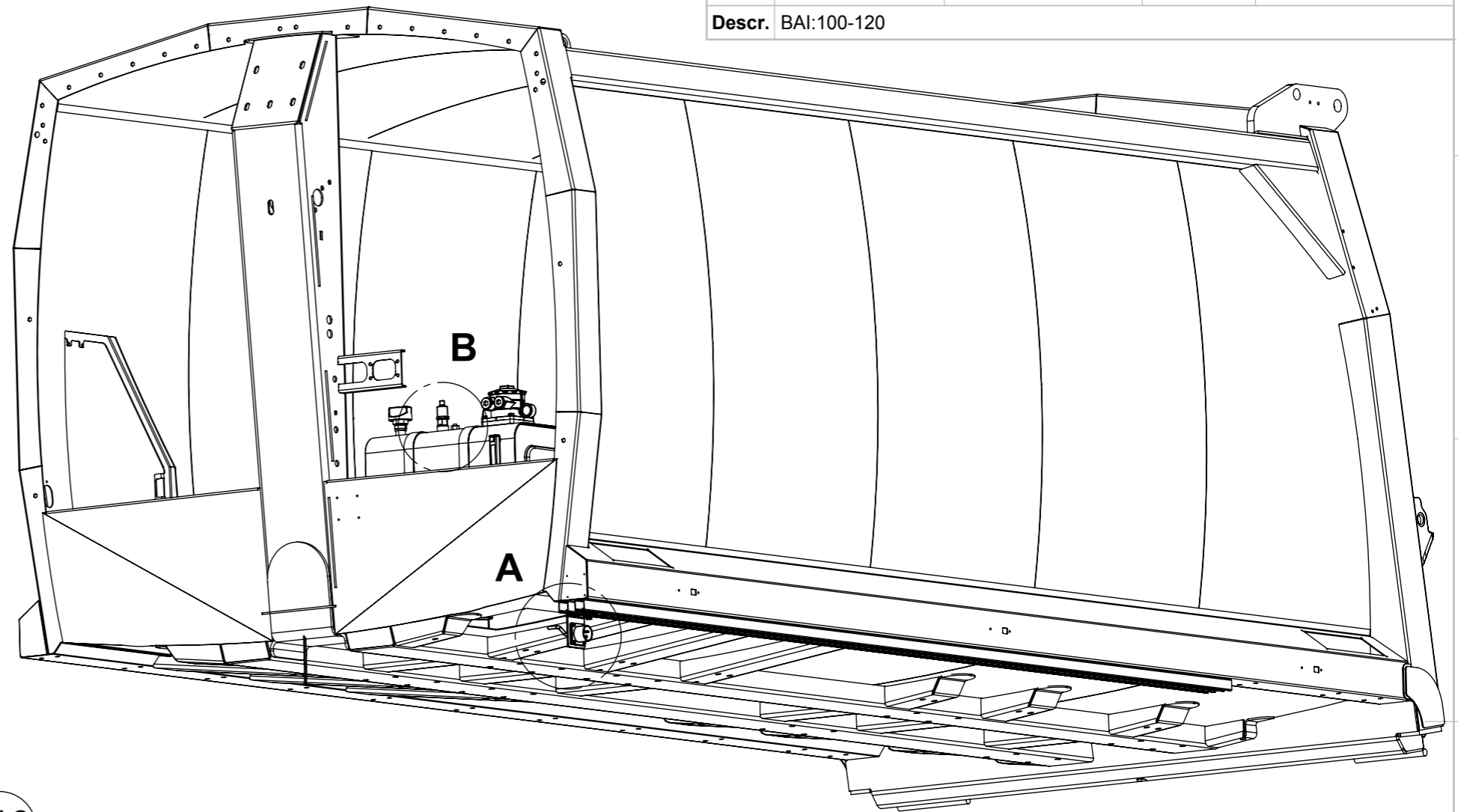
Rev.	Change Note	Drawn	Date	Approve
A	160112-4	Huisman, B.	2016-04-06	Hanekamp, R.
Descr. BAI:100-120				

Heating element (5015229)  
Connect cable with  
M16-connector



DETAIL B  
SCALE 1 : 5

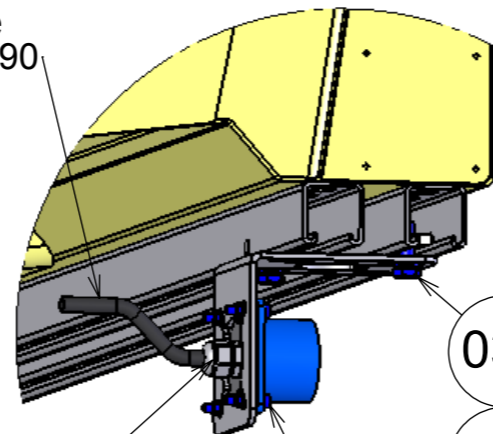
Deliver the extension cable  
(5015449) with the kit or chassis



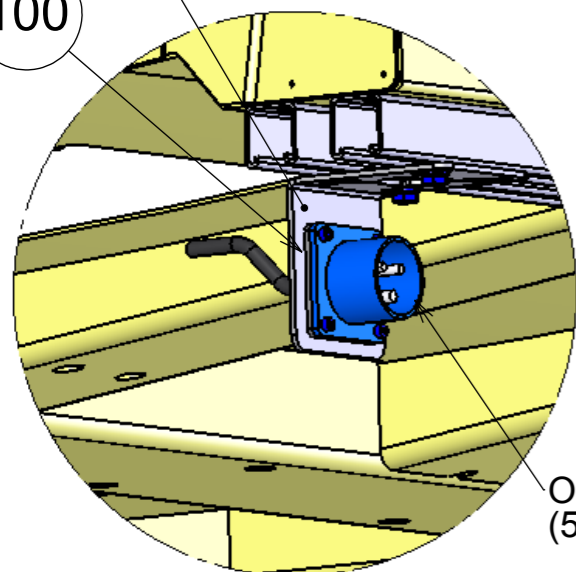
010 Heating element set

120	404031	Nut, hexagon locking nut for PG11 ISO 4032	1
110	404021	Cable gland Pg 11	1
100	5038170	Plate water guard outlet heating element	1
090	650211	Cable tie B=6,86 L=340 TY527MX	10
080	811040	Nut, hexagon torque prevailing ISO 10511	4
070	809021	Washer, plain normal M5 Steel ISO 7089	4
060	815013	Screw, hexagon socket head cap M5x25 ISO 4762	4
050	811310	Sliding nut M10	2
040	809057	Washer, spring lock M10 DIN 127B	2
030	812043	Screw, hexagon head M10x30 St 8.8 ISO 4017	2
020	5015450	Bracket Connector male, CEE 3-polig 16A	1
010	5015230	Heating element Set for Common oil tank / 220VDC	1
Pos	Part/Item	Description	Qty

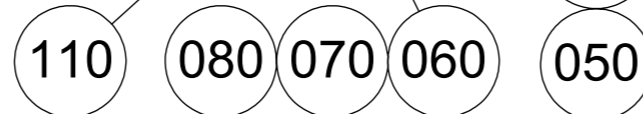
Tighten the cable  
with ty-raps, pos 90



Outlet Male  
(5015298)

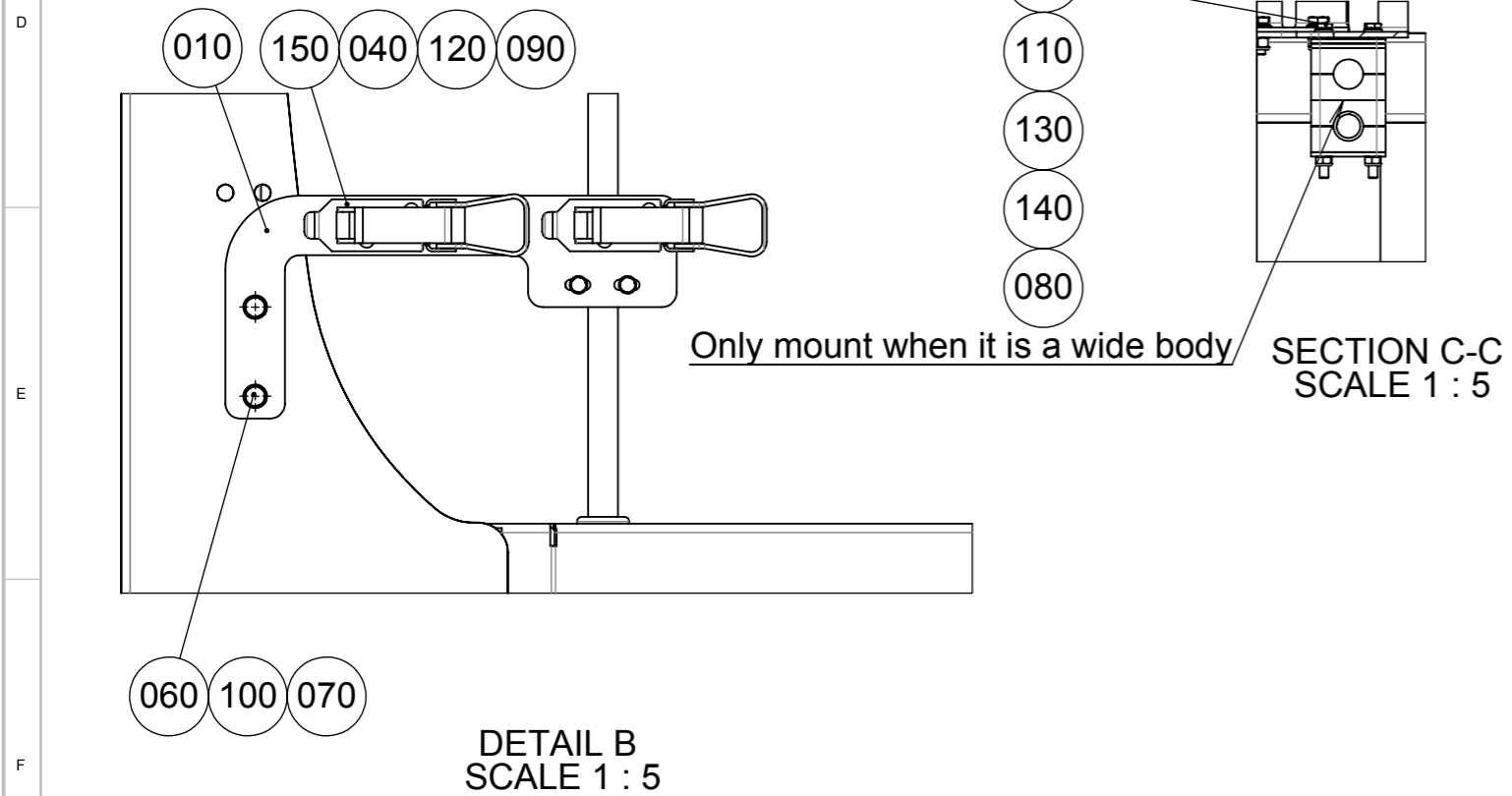
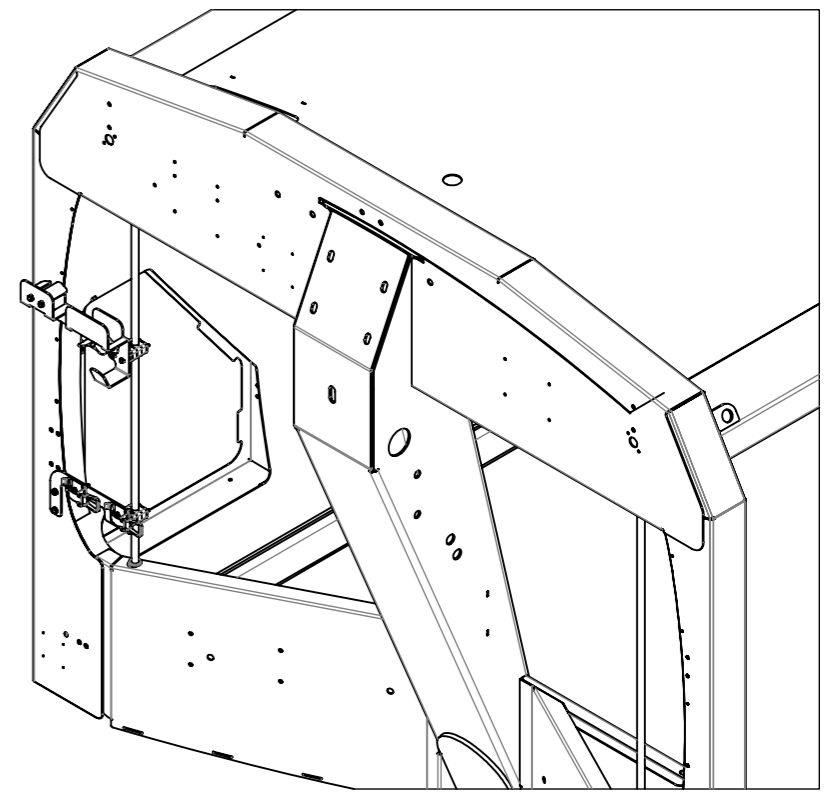
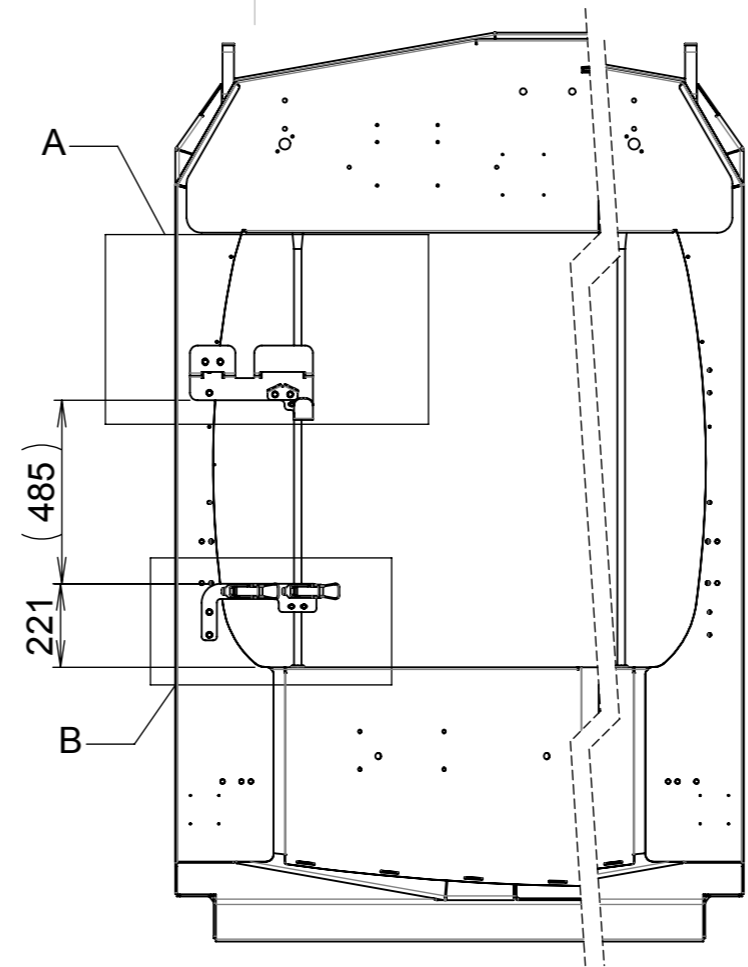
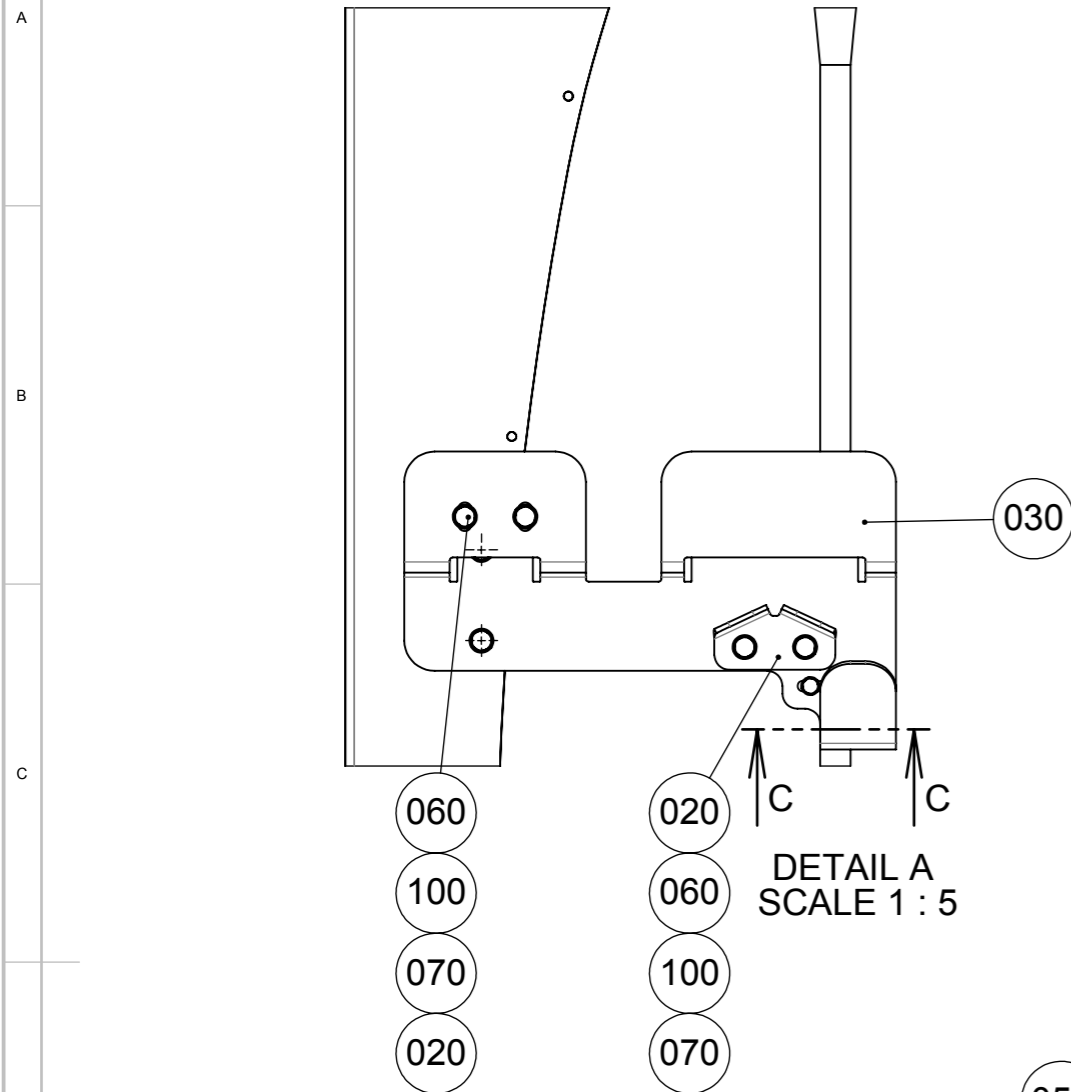


DETAIL A  
SCALE 1 : 5



Standards	Material	Weight (kg)	General surface roughness Ra:
Shape / position tol. ISO 1101		2101.0	✓
Weld def. / symb. ISO 2553	Drawn By Roosendaal, I.	Date 2012-10-11	
Lin. / angle tol.	Approved By	Date 2012-10-11	
Projection	This drawing is provided on a confidential basis subject to return on demand by GEESINKNORBA, which retains any and all rights associated with it and the article or articles it represents. Disclosure, reproduction or alteration of any part of this drawing; or manufacture, use or sale of the article or articles represented, is prohibited without the prior written authorization of: GEESINKNORBA. © GEESINKNORBA (unpublished).		Description
			Heating element Assembly HY heating element
Derived from	Scale 1:20	Page 1 OF 1	Format A3
Item number			Revision
5015741			A

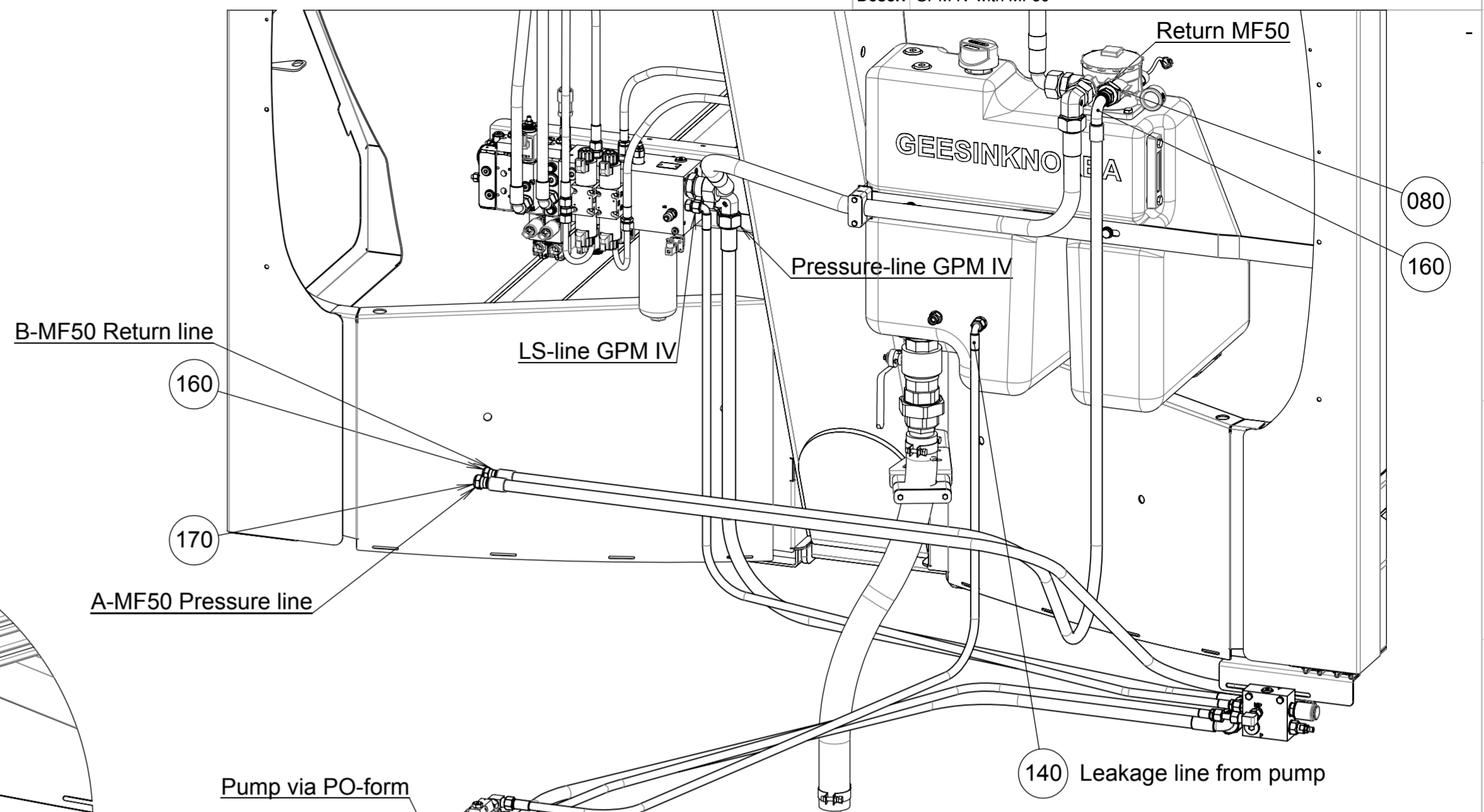
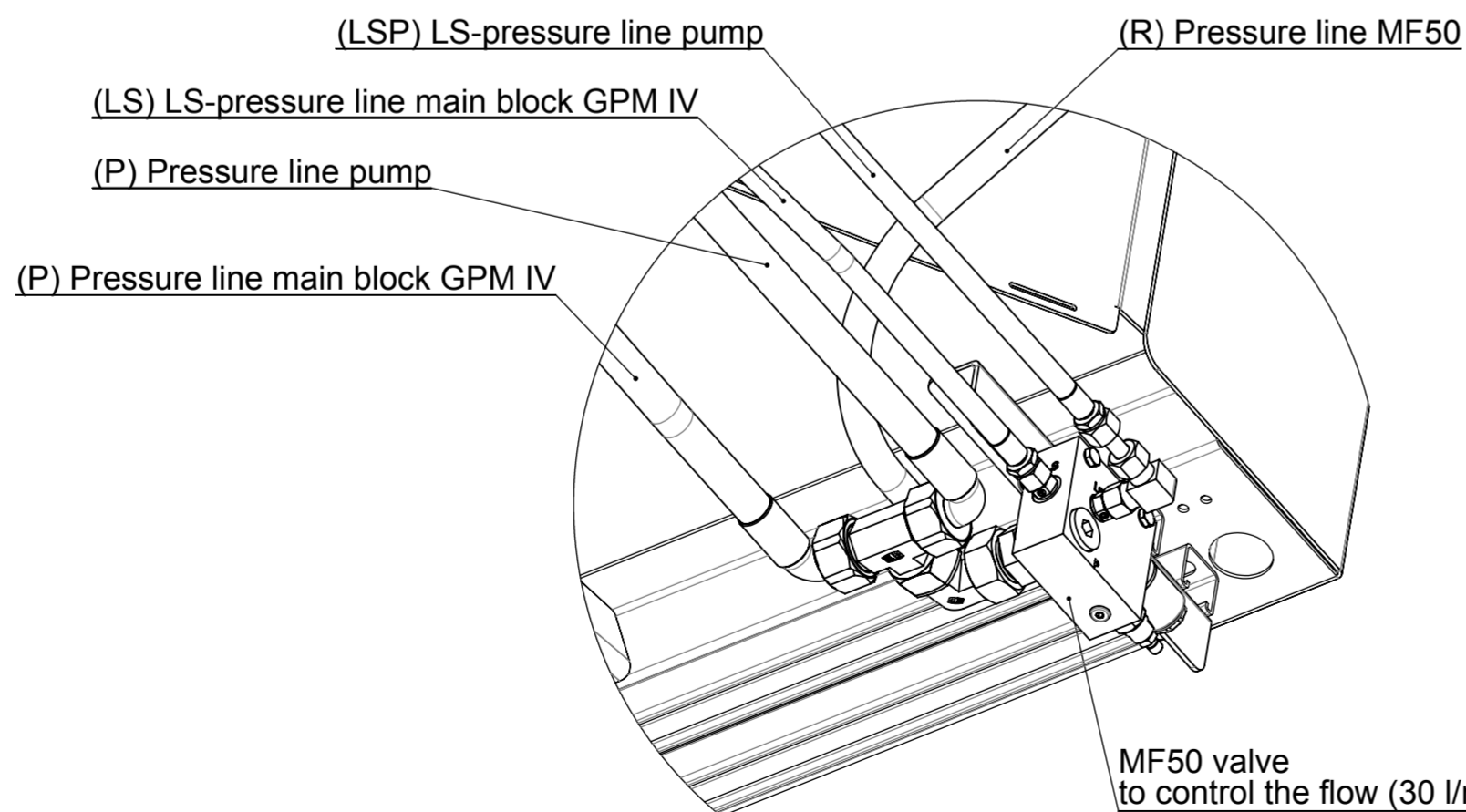
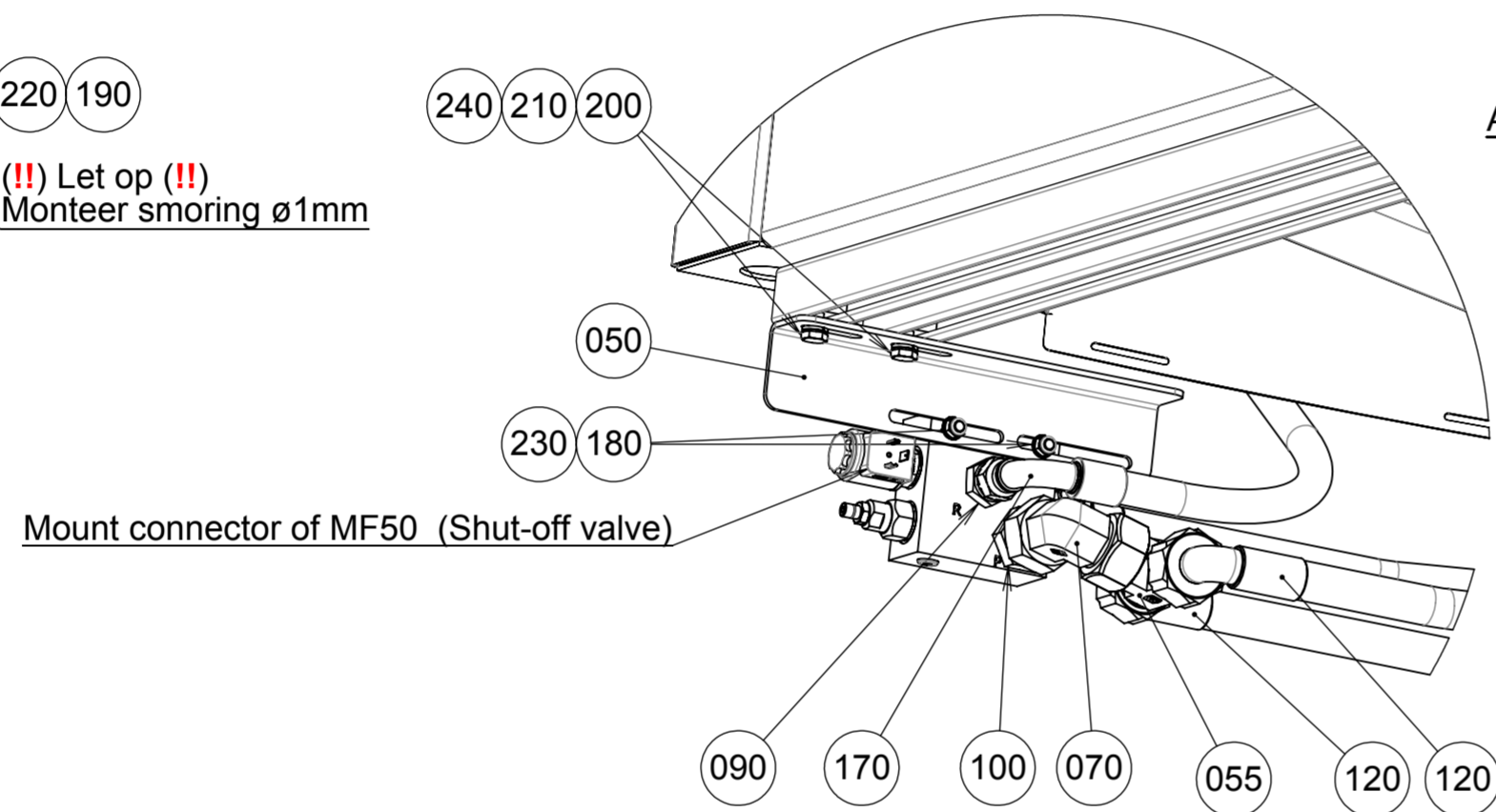
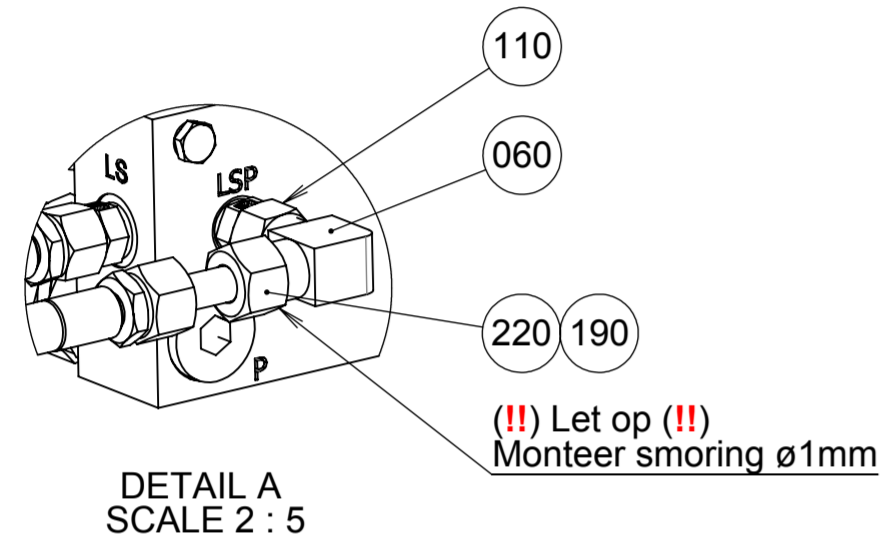
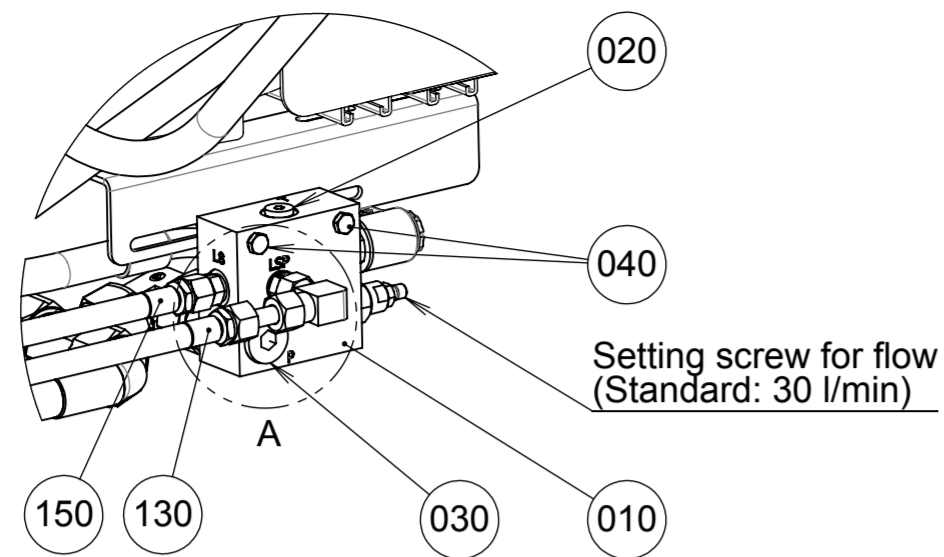
Rev.	Change Note	Drawn	Date	Approve
A	161216-3	Veltman, A.	2017-03-07	Burg, H. van der
<b>Descr.</b> Deleted the instruction to drilling holes				



150	402960	Locking device For broom and shovel	2
140	403008	Clamp block ø20 PP (Polypropeen)	8
130	403204	Cover plate ø20-ø25 Steel	6
120	809021	Washer, plain normal M5 Steel ISO 7089	4
110	809022	Washer, plain normal M6 Steel ISO 7089	4
100	809024	Washer, plain normal chamfered M8 Steel ISO 7090	8
090	811040	Nut, hexagon torque prevailing ISO 10511	4
080	811041	Nut, hexagon torque prevailing M6 ISO 10511	4
070	811042	Nut, hexagon torque prevailing M8 ISO 10511	8
060	812024	Screw, hexagon head M8x20 St 8.8 ISO 4017	8
050	813020	Bolt, hexagon head M6x100	4
040	815127	Screw, hex. socket countersunk M5x20 ISO 10642	4
030	5039233	Plate	1
020	5039236	Plate	2
010	5039255	Plate	1
Pos	Part/Item	Description	Qty

Standards		Material	Weight (kg)	General surface roughness Ra:	
Shape / position tol. ISO 1101			2292.6	✓	
Weld def. / symb. ISO 2553		Drawn	By Leij, P. van de	Date	2016-06-30
Lin. / angle tol. -		Approved	By Boer, J. de	Date	2016-07-08
Projection		This drawing is provided on a confidential basis subject to return on demand by GEESINKNORBA, which retains any and all rights associated with it and the article or articles it represents. Disclosure, reproduction or alteration of any part of this drawing; or manufacture, use or sale of the article or articles represented, is prohibited without the prior written authorization of: GEESINKNORBA. © GEESINKNORBA (unpublished).			Description
					<b>GEESINKNORBA</b> <b>Instruction</b> front body mount Broom and Shovel
Derived from	Scale	Page	Format	Item number	Revision
-	1:20	1 OF 1	A3	<b>5039256</b>	<b>A</b>

Rev.	Change Note	Drawn	Date	Approve
-	150906-1	Roosendaal, I.	2015-09-11	Burg. vd H.
Descr. GPM IV with MF50				

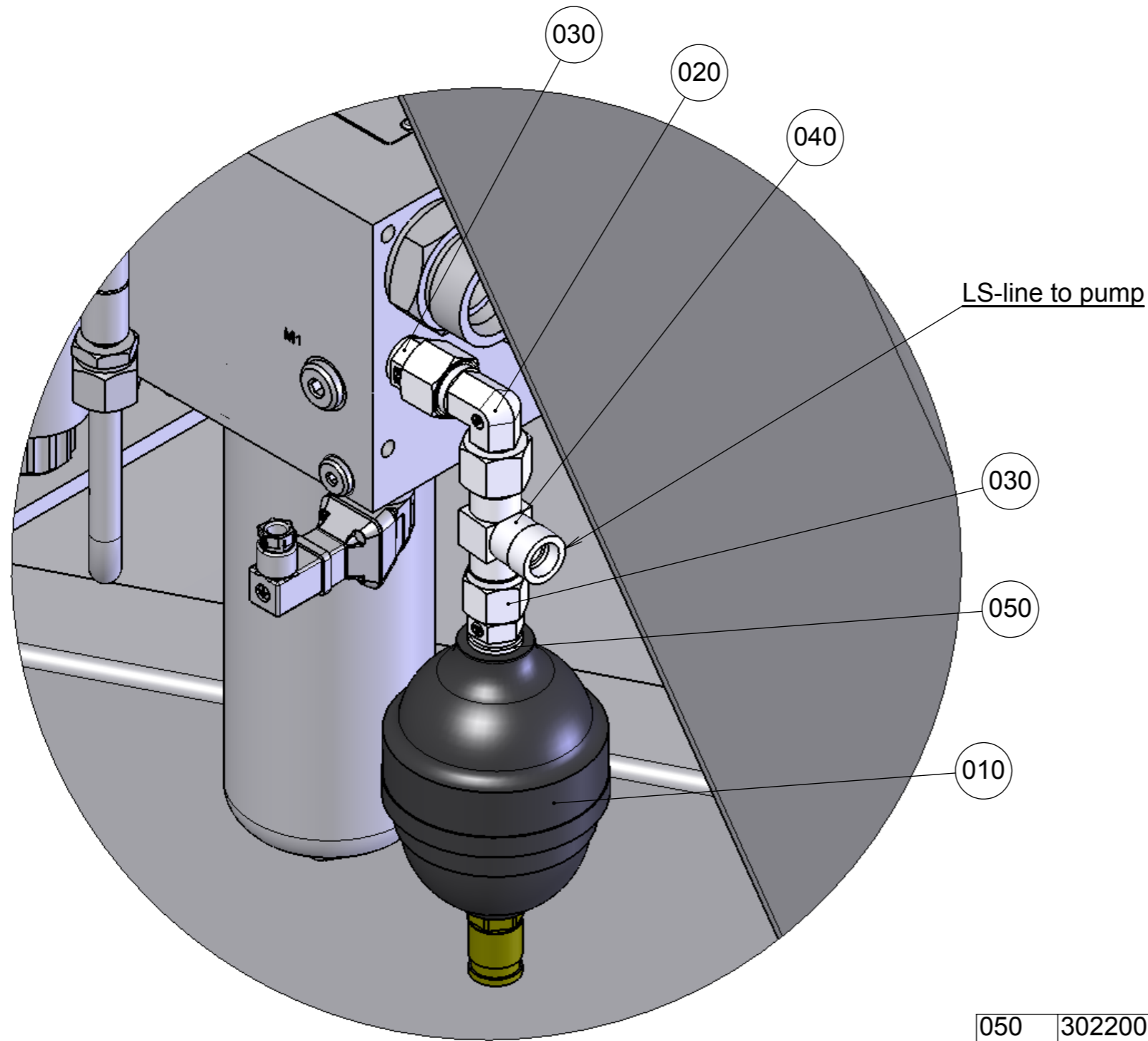


Pos	Part/Item	Description	Qty
240	809057	Washer, spring lock M10 DIN 127B	2
230	809024	Washer, plain normal chamfered M8 Steel ISO 7090	2
220	262330	Tube ø12-55	1
210	811310	Sliding nut M10	2
200	812042	Screw, hexagon head M10x25 St 8.8 ISO 4017	2
190	5032537	Orifice ø1mm for tube ø12	1
180	811042	Nut, hexagon torque prevailing M8 ISO 10511	2
170	115638-0	Hose, hydraulic high pressure xø16-2200	1
160	115636-0	Hose, hydraulic high pressure xø16-2700	1
150	1000068	Hose, hydraulic high pressure ø12 x M20 - 1800	1
140	1000079	Hose, hydraulic high pressure ø12xM20 - 2500	1
130	460578	Hose, hydraulic high pressure ø12xM20-2200 type B	1
120	1000075	Hose, hydraulic high pressure ø25xM36 - 2250 EN 857 2SC exceed	2
110	552308	Coupling, swivel ø12x G1/4" St	2
100	552037	Coupling, male stud ø25 x G3/4" Steel ISO 8434-1	1
090	78234-00	Coupling, male stud G1/2"xø16x JIC 7/8" Steel ISO 8434-2	1
080	78252-00	Coupling, male stud G1" x ø20xJIC1.1/16" Steel ISO 8434-2	1
070	555130	Coupling, elbow 90 degrees ø25, adjustable St	1
060	555104	Coupling, elbow 90 degrees ø12 Steel	1
055	554205	Coupling, Tee ø25, adjustable St	1
050	5019627	Bracket For MF50-valve	1
040	813038	Bolt, hexagon head M8 x 60 ISO 4014	2
030	506202	Blind plug G3/4" Steel	1
020	506195	Blind plug G1/4" Steel	1
010	84582-00	Valve, control Priority, for MF50 Steel	1
Pos	Part/Item	Description	Qty

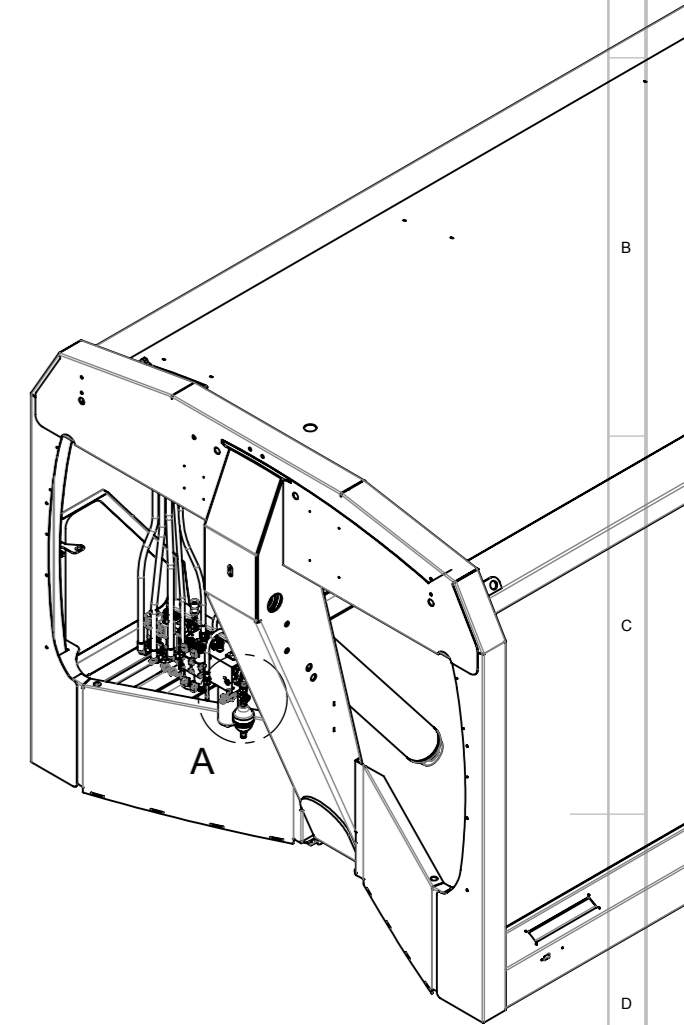
Standards		Material		Weight (kg)		General surface roughness Ra:				
Shape / position tol. ISO 1101				4214.7		-				
Weld def. / symb. ISO 2553		Drawn	By Roosendaal, I.	Date	2015-09-07	<b>GEESINKNORBA</b> Description Hydraulics, body MF50 on GPM IV				
Lin. / angle tol. -		Approved	By Roosendaal, I.	Date	2015-09-11					
Projection		This drawing is provided on a confidential basis subject to return on demand by GEESINKNORBA, which retains any and all rights associated with it and the article or articles it represents. Disclosure, reproduction or alteration of any part of this drawing, or manufacture, use or sale of the article or articles represented, is prohibited without the prior written authorization of: GEESINKNORBA. © GEESINKNORBA (unpublished).		Derived from		Scale	Page	Format	Item number	Revision
				123443-0		1:10	1 OF 1	A2	<b>5035587</b>	



Rev.	Change Note	Drawn	Date	Approve
-	160617-6	Roosendaal, I.	2016-06-27	Hanekamp, R.
<b>Descr.</b> Gas modification for GPM IV				



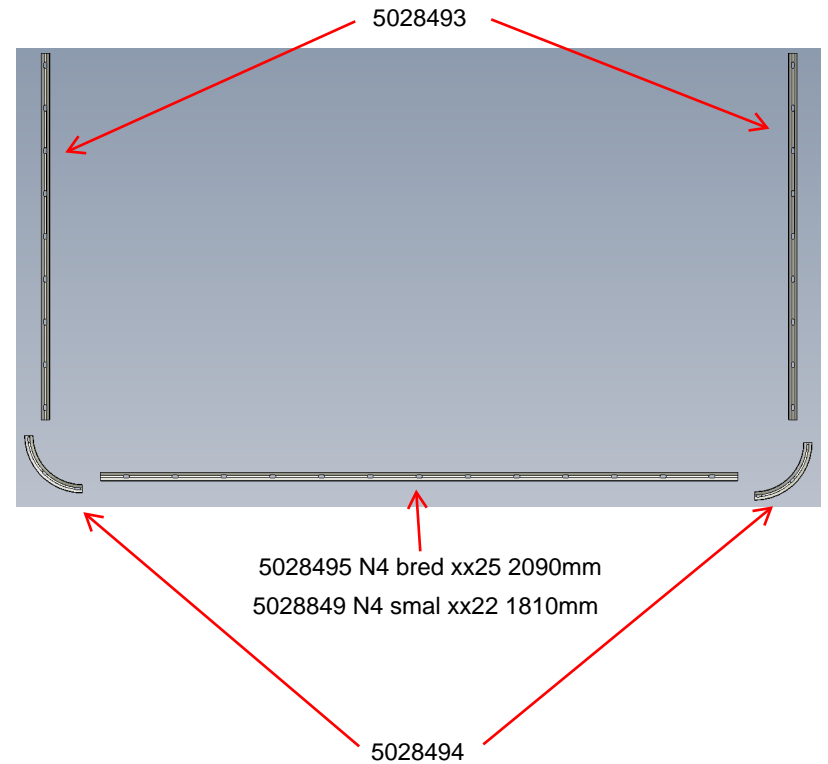
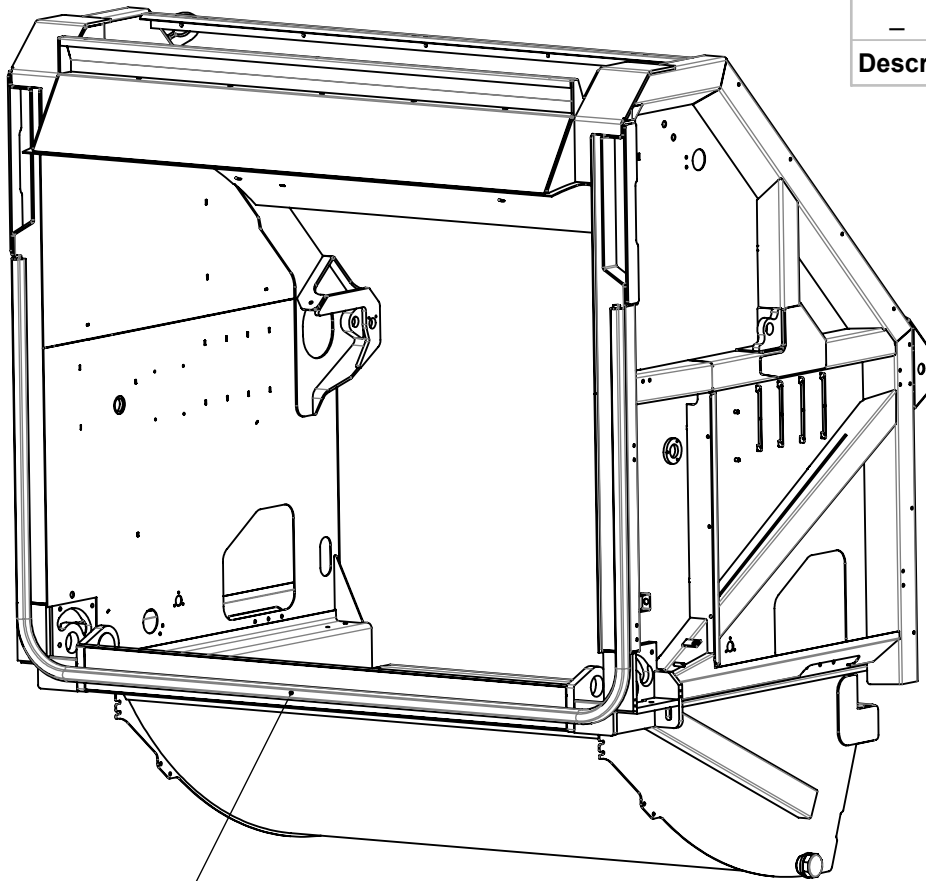
DETAIL A  
SCALE 1 : 2



050	302200	Sealing Bonded seal G1/4" Steel	1
040	554004	Coupling, tee ø12 DKO-S Steel	1
030	552308	Coupling, swivel ø12x G1/4" St	2
020	555120	Coupling, elbow 90 degrees Adjustable ø12	1
010	1007882	Accumulator Hydraulic 0.19l pre-pressure 80bar	1
Pos	Part/Item	Description	Qty

Standards		Material	Weight (kg)	General surface roughness Ra:	
Shape / position tol. ISO 1101			2119.9	✓	
Weld def. / symb. ISO 2553		Drawn By Roosendaal, I.	Date 2016-06-17		
Lin. / angle tol. -		Approved By Hanekamp, R.	Date 2016-06-27		
Projection		This drawing is provided on a confidential basis subject to return on demand by GEESINKNORBA, which retains any and all rights associated with it and the article or articles it represents. Disclosure, reproduction or alteration of any part of this drawing; or manufacture, use or sale of the article or articles represented, is prohibited without the prior written authorization of: GEESINKNORBA. © GEESINKNORBA (unpublished).			Description
		Derived from	Scale	Page	Format
		-	1:30	1 OF 1	A3
				Item number	Revision
				<b>5039115</b>	-

Rev.	Change Note	Drawn	Date	Approve
-	-	Hartman, M.	2014-10-09	Janssen, Nico
Descr.		-		



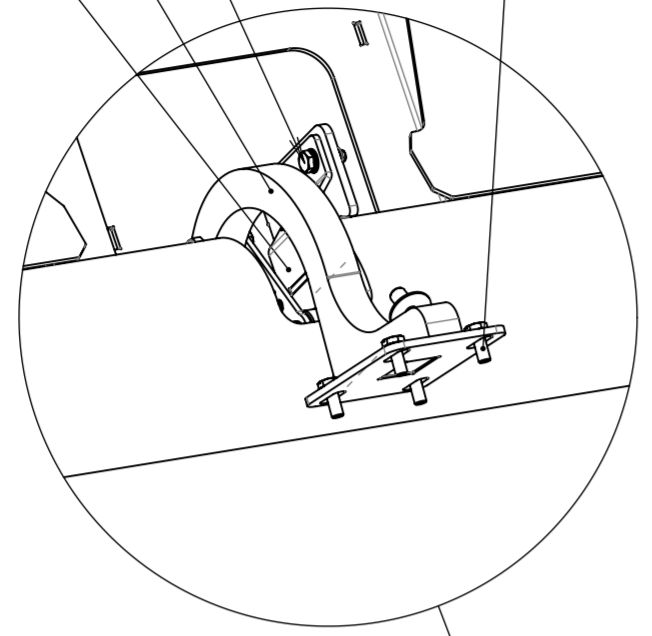
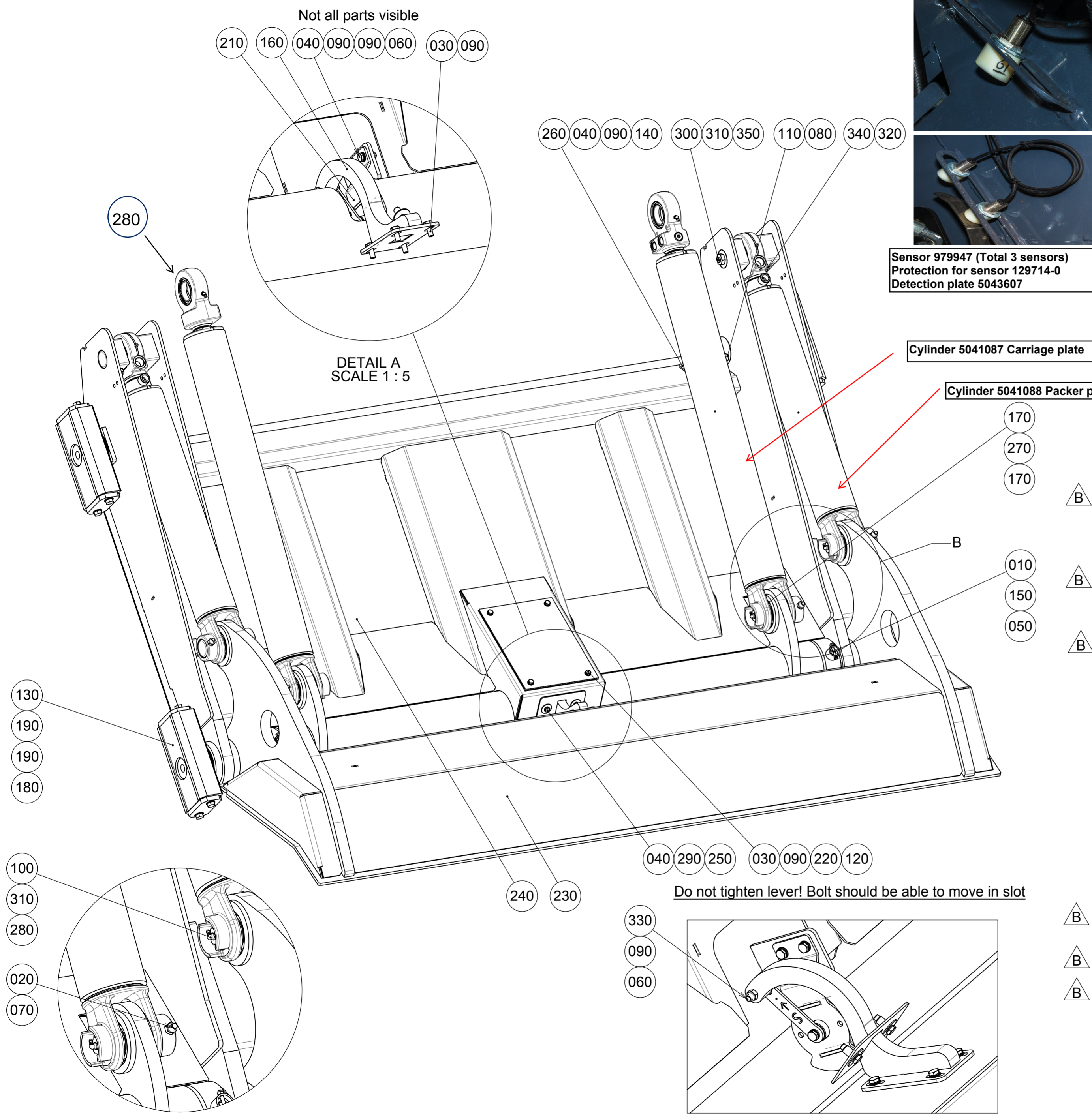
10

010	106219-0	Rubber profile Sealing body - tailgate	6 m
Pos	Part/Item	Description	Qty

Standards		Material	Weight (kg)	General surface roughness Ra:			
Shape / position tol. ISO 1101			1001.7	-			
Weld def. / symb. ISO 2553		Drawn	By Hartman, M.	Date	2014-09-29		
Lin. / angle tol. -		Approved	By Janssen, Nico	Date	2014-10-09		
Projection		This drawing is provided on a confidential basis subject to return on demand by GEESINKNORBA, which retains any and all rights associated with it and the article or articles it represents. Disclosure, reproduction or alteration of any part of this drawing; or manufacture, use or sale of the article or articles represented, is prohibited without the prior written authorization of: GEESINKNORBA. © GEESINKNORBA (unpublished).			Description		
					<b>GEESINKNORBA</b> <b>Instruction</b> Mounting seal tailgate GPM IV		
		Derived from	Scale	Page	Format	Item number	Revision
		-	1:25	1 OF 1	A4	<b>5029088</b>	-



Rev.	Change Note	Drawn	Date	Approve
B	181207-1	Janssen, Nico	2019-04-10	Hartman, M.
Descr. BCQ:20,40,60,70,280 CHG:240,280,310 BAI:320-350				

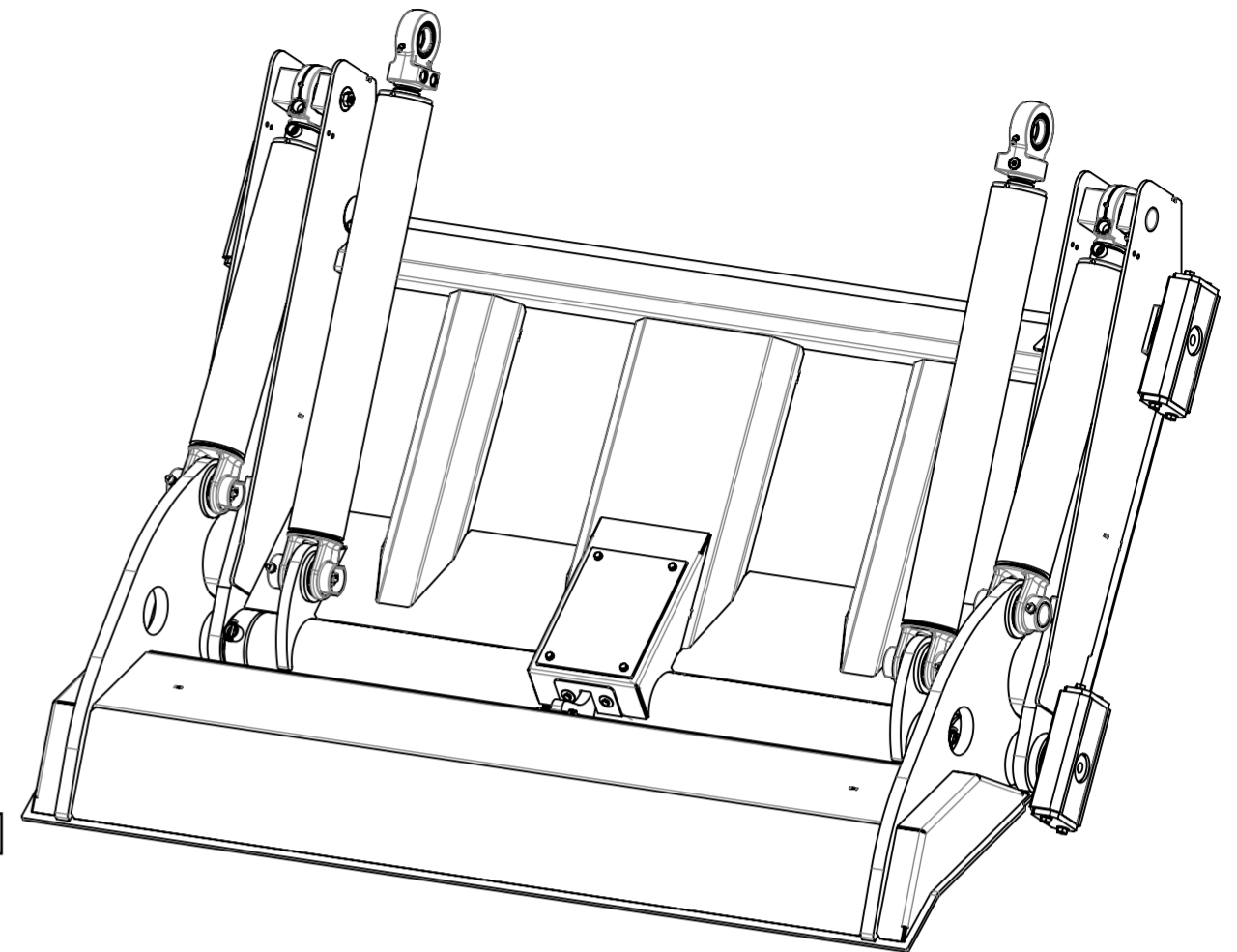


DETAIL A  
SCALE 1 : 5

Sensor 979947 (Total 3 sensors)  
Protection for sensor 129714-0  
Detection plate 5043607

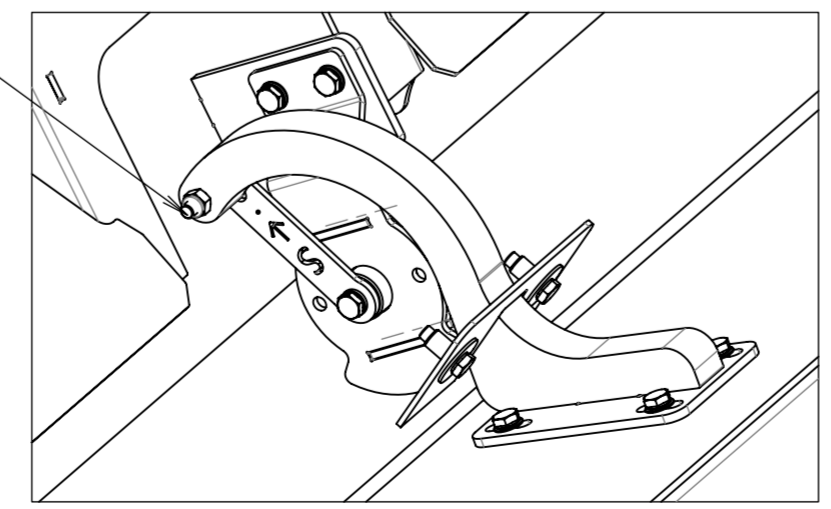
Cylinder 5041087 Carriage plate

Cylinder 5041088 Packer plate

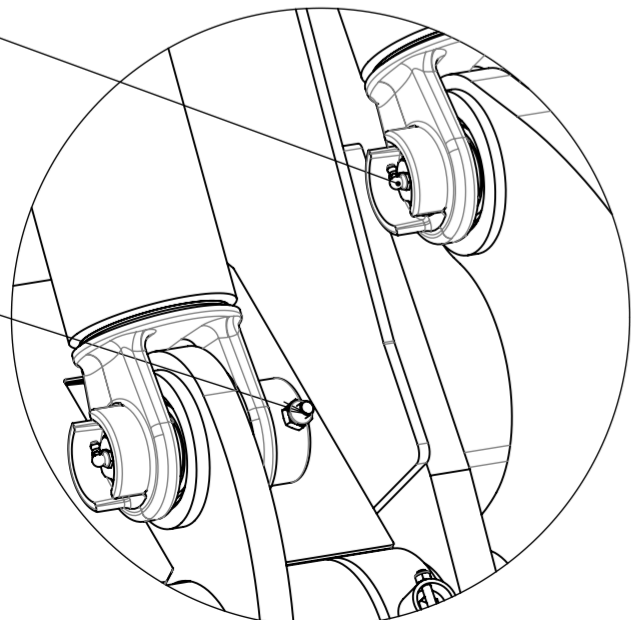


350	5051135	Shaft Compaction mechanism N serie	2
340	813063	Bolt, hexagon head M12x90 St 8.8 ISO 4014	2
330	812029	Screw, hexagon head M8x45 ISO 4017	1
320	811044	Nut, hexagon torque prevailing M12 ISO 10511	2
310	5047833	Bush grease seal	6
300	506190	Blind plug G1/8" Steel	2
290	808006	Washer, mudwing repair M8x30 Steel	2
280	5041112	Shaft Compaction mechanism N serie	6
270	5041037	Bearing GE 50 ES-2RS	2
260	5040801	Cover carriage plate	1
250	5040483	Cover carriage plate	1
240	5040466	Carriage plate N4 Steelconstr. level 2	1
230	5040400	Packer plate mounted level	1
220	41453-00	Plate Cover plate carriage plate	1
210	5009460	Sensor packer plate sensor	1
190	23910-00	Spacer	8
180	5008809	Shaft Compaction N serie	4
170	80174-00	Ring, retaining bore Hole ø75	4
160	5007454	Bracket packer detection	1
150	811041	Nut, hexagon torque prevailing M6 ISO 10511	2
140	80955-00	Nut, blind rivet M8x17,5 Steel	2
130	47598-00	GLIDKLOSS /300	4
120	41455-00	Gummipackning EPDM 70 2 mm Rubber sealing	1
110	1007877	Bolt, hexagon head M16x100 St 8.8 ISO 4017	2
100	301504	Grease nipple G 1/8"-90° Steel DIN 71412	4
090	809024	Washer, plain normal chamfered M8 Steel ISO 7090	15
080	811046	Nut, hexagon torque prevailing M16 ISO 10511	2
070	811043	Nut, hexagon torque prevailing M10 ISO 10511	4
060	811042	Nut, hexagon torque prevailing M8 ISO 10511	3
050	815095	Screw, hexagon socket head cap M16x140, ISO 4762	2
040	812025	Screw, hexagon head M8 x 25 St 8.8 ISO 4017	6
030	812024	Screw, hexagon head M8x20 St 8.8 ISO 4017	8
020	813048	Bolt, hexagon head M10x90 M10x90 ISO 4014	4
010	813011	Bolt, hexagon head M6x40 M6x40 St 8.8 ISO 4014	2
Pos	Part/Item	Description	Qty

Do not tighten lever! Bolt should be able to move in slot



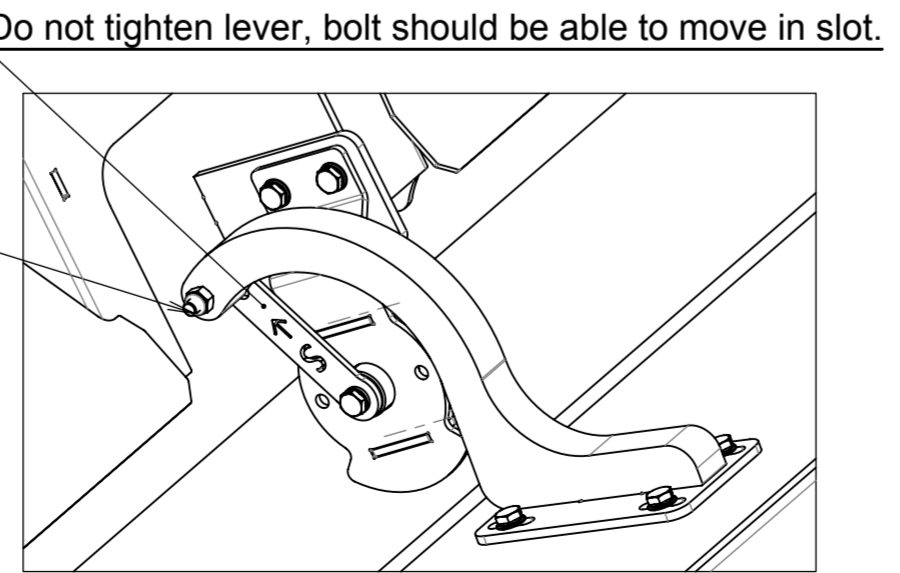
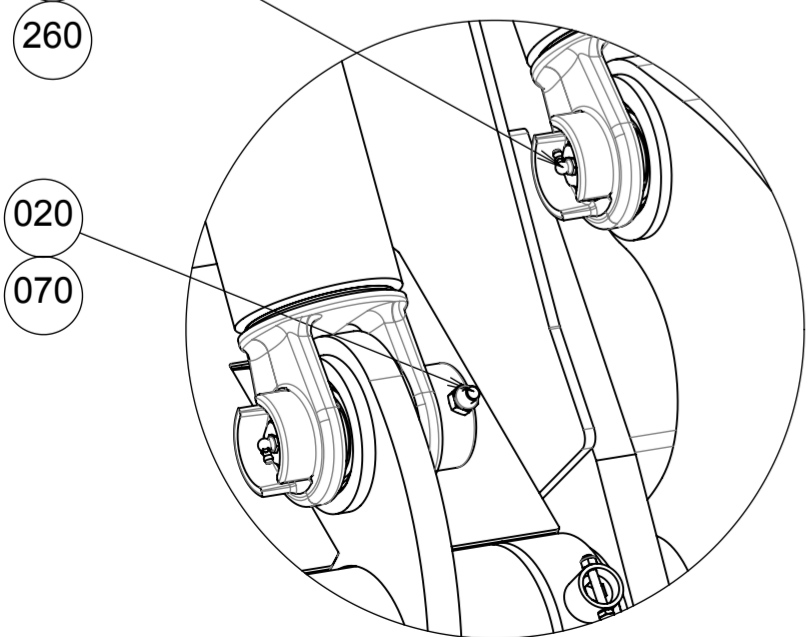
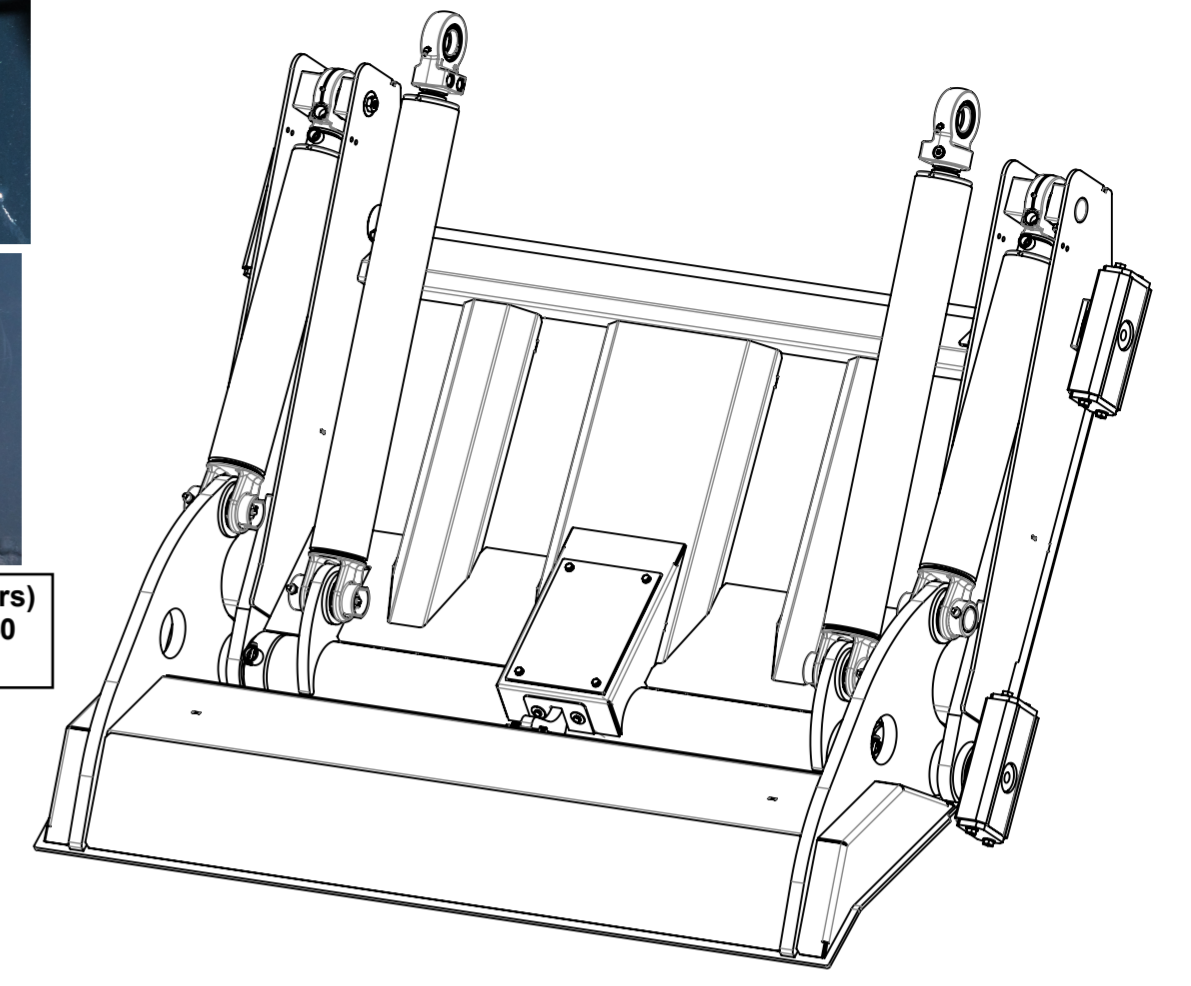
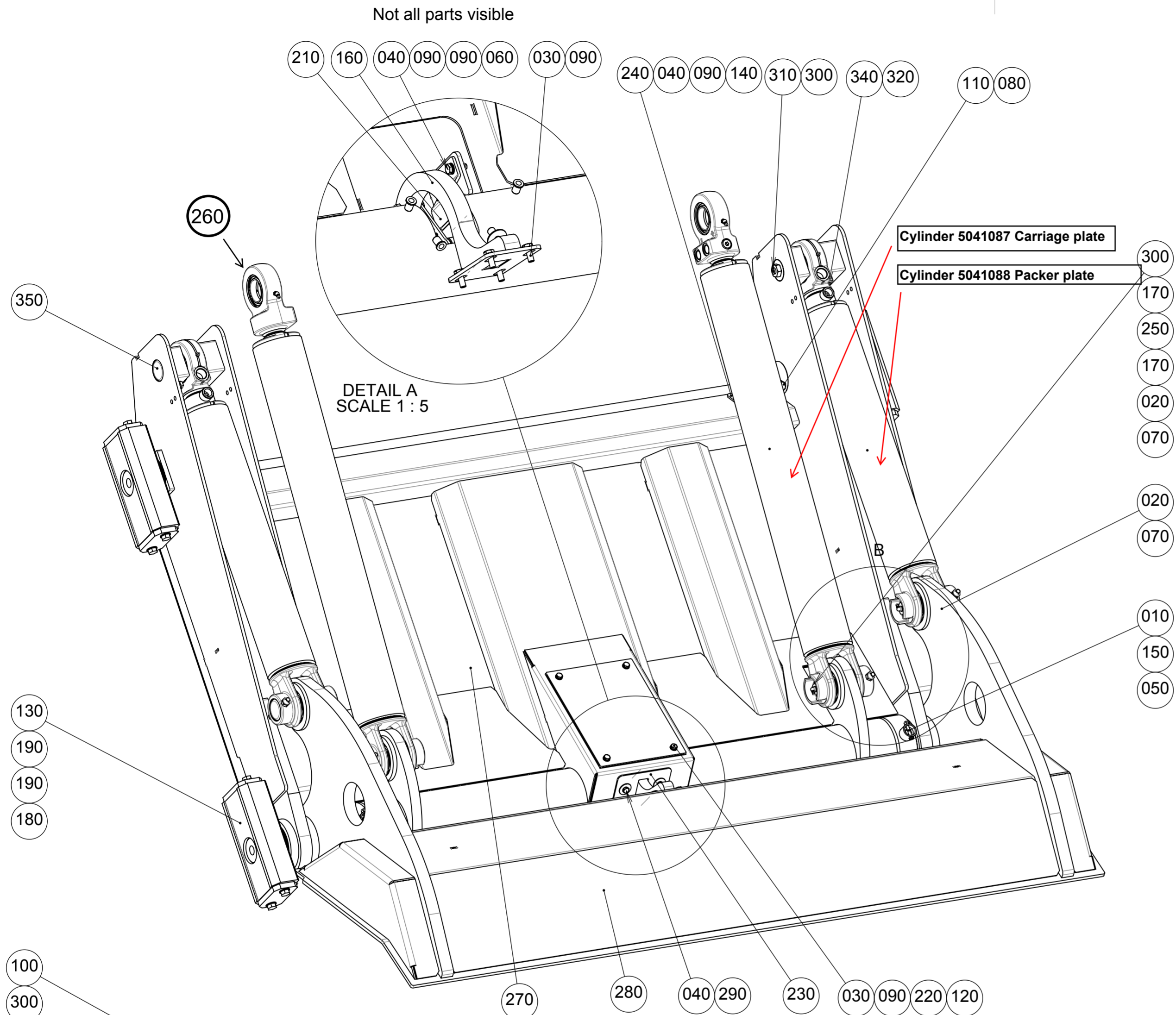
Close up packer detection sensor  
In order to make view clear not all parts are shown.



DETAIL B  
SCALE 1 : 5  
Not all parts visible

Standards	Material	Weight (kg)	General surface roughness Ra:
Shape / position tol. ISO 1101		1837.1	✓
Weld def. / symb. ISO 2553	Drawn By Janssen, Nico	Date 2016-12-21	
Lin. / angle tol.	Approved By Burg, H. van der	Date 2017-09-25	
Projection	This drawing is provided on a confidential basis subject to return on demand by GEESINKNORBA, which retains any and all rights associated with it and the article or articles it represents. Disclosure, reproduction or alteration of any part of this drawing, or manufacture, use or sale of the article or articles represented, is prohibited without the prior written authorization of: GEESINKNORBA. © GEESINKNORBA (unpublished).		Description
			Compaction mechanism N4 mounting instruction
Derived from	Scale 1:20	Page 1 OF 1	Format A2
Item number <b>5040386</b>			Revision <b>B</b>

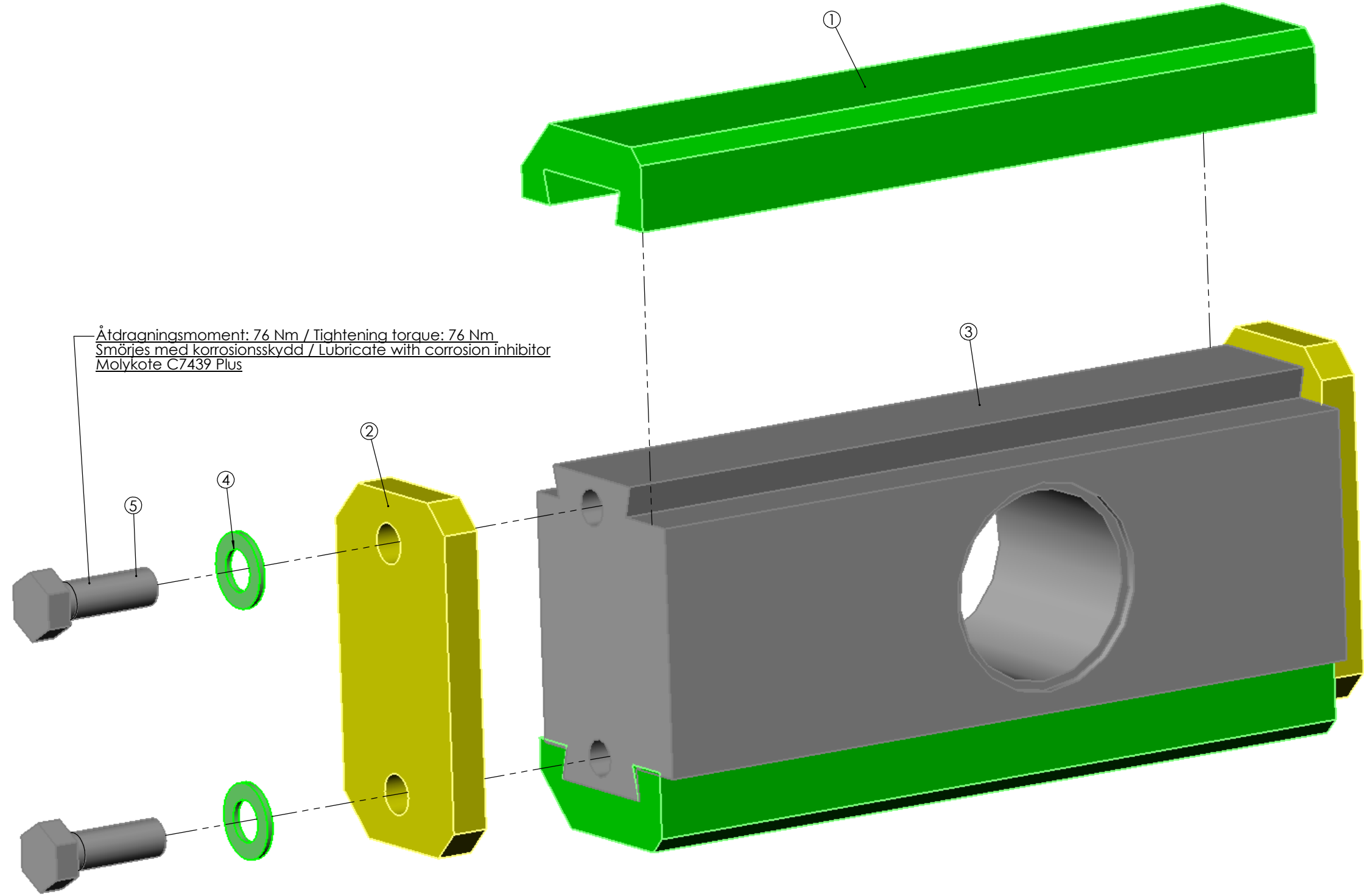
Rev.	Change Note	Drawn	Date	Approve
A	181207-1	Janssen, Nico	2019-04-29	Hartman, M.
Descr. BCQ:20,40,60,70,90,260 CHG:260,270,300 BAI:320-350				



A	350	5051135	Shaft Compaction mechanism N serie	2
	340	813063	Bolt, hexagon head M12x90 St 8.8 ISO 4014	2
	330	812029	Screw, hexagon head M8x45 ISO 4017	1
	320	811044	Nut, hexagon torque prevailing M12 ISO 10511	2
	310	506190	Blind plug G1/8" Steel	2
A	300	5047833	Bush grease seal	6
	290	808006	Washer, mudwing repair M8x30 Steel	2
	280	5044971	Packer plate Mounted level narrow	1
A	270	5044964	Carriage plate N4 steelconstr. level 2 xx22	1
	260	5041112	Shaft Compaction mechanism N serie	6
	250	5041037	Bearing GE 50 ES-2RS	2
	240	5040801	Cover carriage plate	1
	230	5040483	Cover carriage plate	1
	220	41453-00	Plate Cover plate carriage plate	1
	210	5009460	Sensor packer plate sensor	1
	190	23910-00	Spacer	8
	180	5008809	Shaft Compaction N series	4
	170	80174-00	Ring, retaining bore Hole ø75	4
	160	5007454	Bracket packer detection	1
	150	811041	Nut, hexagon torque prevailing M6 ISO 10511	2
	140	80955-00	Nut, blind rivet M8x17,5 Steel	2
	130	47598-00	GLIDKLOSS /300	4
	120	41455-00	Gummipackning EPDM 70 2 mm Rubber sealing	1
	110	1007877	Bolt, hexagon head M16x100 St 8.8 ISO 4017	2
	100	301504	Grease nipple G 1/8"-90° Steel DIN 71412	4
A	090	809024	Washer, plain normal chamfered M8 Steel ISO 7090	15
	080	811046	Nut, hexagon torque prevailing M16 ISO 10511	2
A	070	811043	Nut, hexagon torque prevailing M10 ISO 10511	4
	060	811042	Nut, hexagon torque prevailing M8 ISO 10511	3
A	050	815095	Screw, hexagon socket head cap M16x140, ISO 4762	2
	040	812025	Screw, hexagon head M8 x 25 St 8.8 ISO 4017	6
	030	812024	Screw, hexagon head M8x20 St 8.8 ISO 4017	8
A	020	813048	Bolt, hexagon head M10x90 M10x90 ISO 4014	4
	010	813011	Bolt, hexagon head M6x40 M6x40 St 8.8 ISO 4014	2
Pos	Part/Item	Description	Qty	

Standards		Material	Weight (kg)	General surface roughness Ra:
Shape / position tol. ISO 1101			1.731	✓
Weld def. / symb. ISO 2553		Drawn By Janssen, Nico	Date 2017-11-22	<b>GEESINKNORBA</b> Description <b>Compaction mechanism</b> N4 mounting instruction xx22
Lin. / angle tol.		Approved By Janssen, Nico	Date 2018-07-20	
Projection		This drawing is provided on a confidential basis subject to return on demand by GEESINKNORBA, which retains any and all rights associated with it and the article or articles it represents. Disclosure, reproduction or alteration of any part of this drawing, or manufacture, use or sale of the article or articles represented, is prohibited without the prior written authorization of: GEESINKNORBA. © GEESINKNORBA (unpublished).		Item number <b>5044963</b>
		Derived from 5040386	Scale 1:20	Page 1 OF 1
		Format A2	Revision <b>A</b>	

Denna ritning får ej utan vårt medgivande kopieras. Den får ej heller delgivas annan eller eljest obehörigen användas. Överföräelse härav beivras med stöd av gällande lag. ©Norba AB 2003



Åtdragningsmoment: 76 Nm / Tightening torque: 76 Nm  
 Smörjes med korrosionsskydd / Lubricate with corrosion inhibitor  
 Molykote C7439 Plus

Spare parts RL300 LT

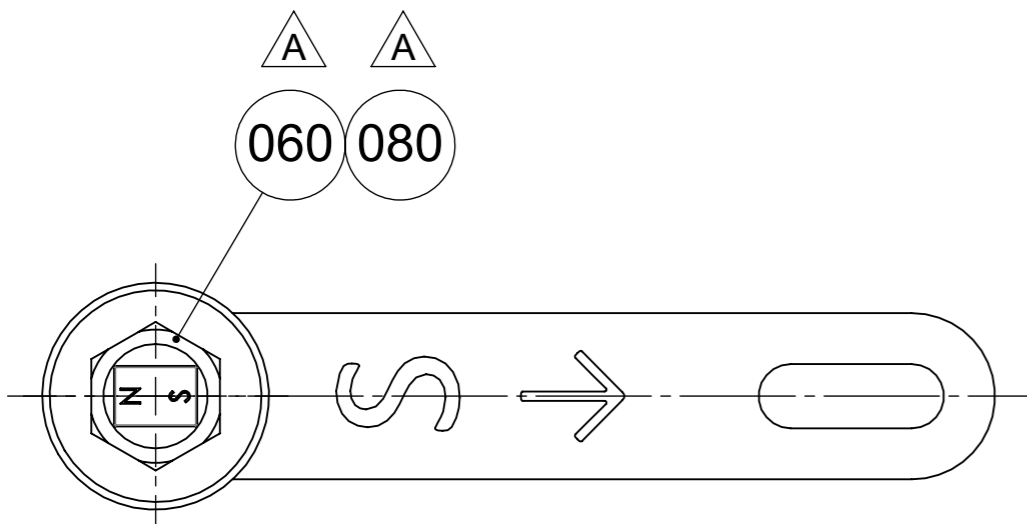
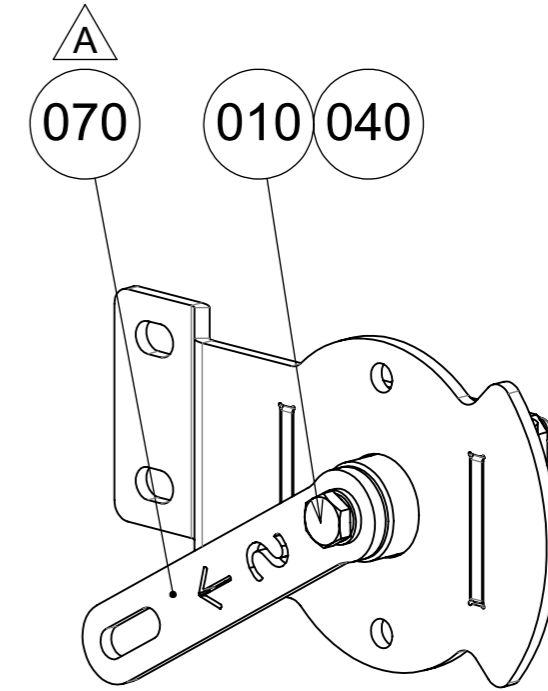
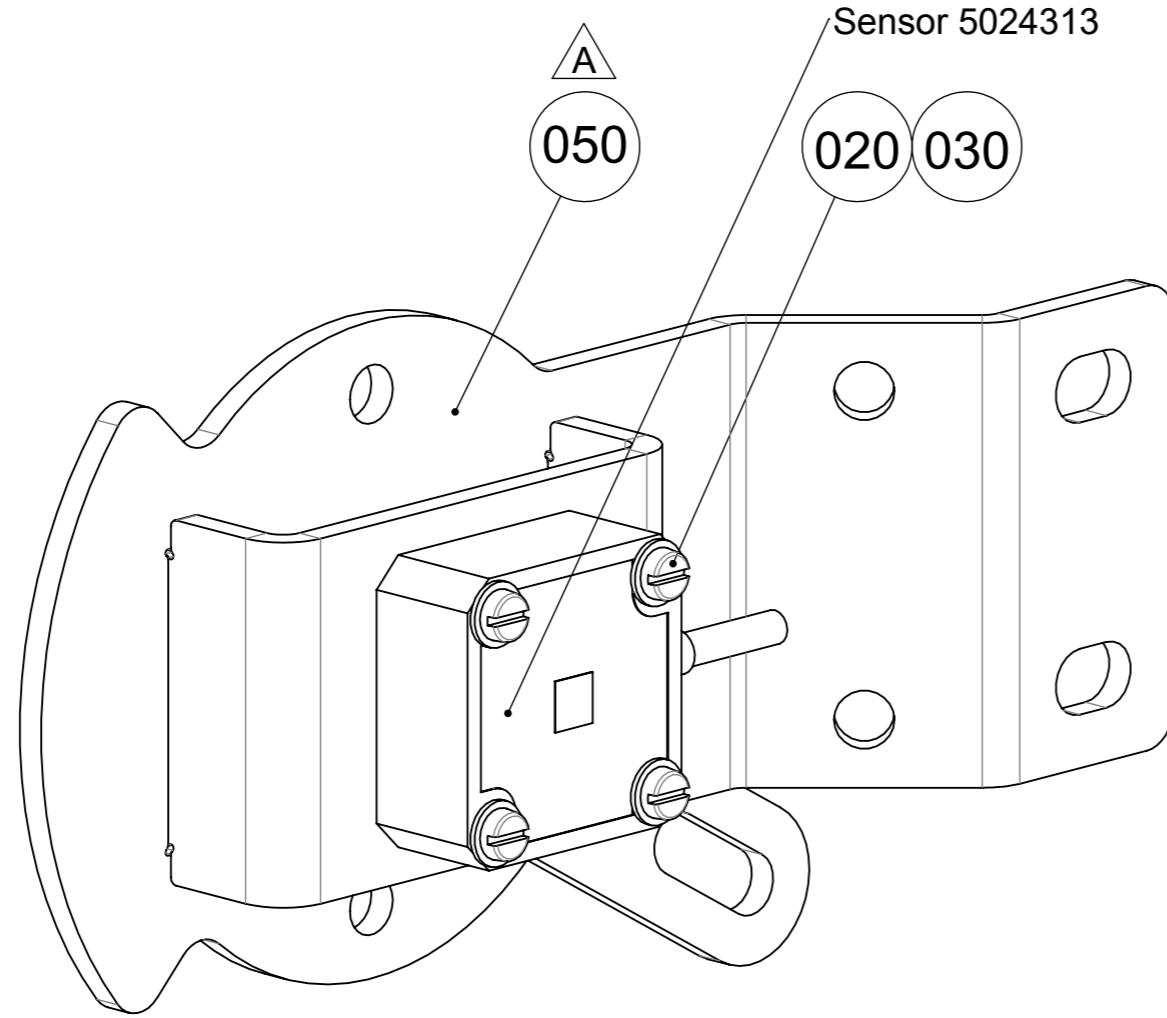
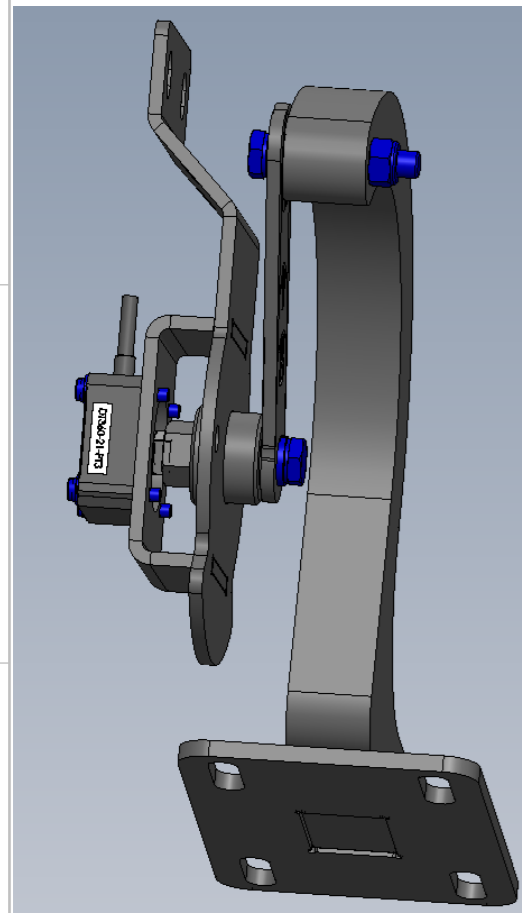
Page H - 10

Click for 3D model

Nr No.	Ändring nr Revision No.	Godkänd av-Datum Approved by- Date

5	Skruv	Screw	4	76219
4	Bricka	Washer	4	76534
3	Glidklosskärna	Glide block core	1	39416
2	Fästplatta	Anchor plate	2	105654
1	Glidbelägg	Glide facing	2	104037
Pos. nr.	Benämning	Description	Ant./QTY.	Art.nr/Part no
Material / Material		Beskrivning / Description	Dimension / Dimension	Massa / Mass kg
Skapad av-Datum / Created by -Date ph 2092-02-26		Generell tolerans / General tolerance ISO 13920-B	Generell ytfjämnhet, Ra General surface roughness, Ra µ	Skala / Scale 1:1
Godkänd av- Datum / Approved by -Date lh 2005-11-03		Benämning Glidkloss /300		
<b>NORBA</b> GEESINK NORBA GROUP		Description Glide block		
Ritningsnummer / Drawing number 47598		Revision 1	Blad / Av Sheet / By 2/2	

Rev.	Change Note	Drawn	Date	Approve
A	180226-3	Janssen, Nico	2018-06-13	Burg, H. van der
<b>Descr.</b> CHG:50,60,70 BAI: 80				

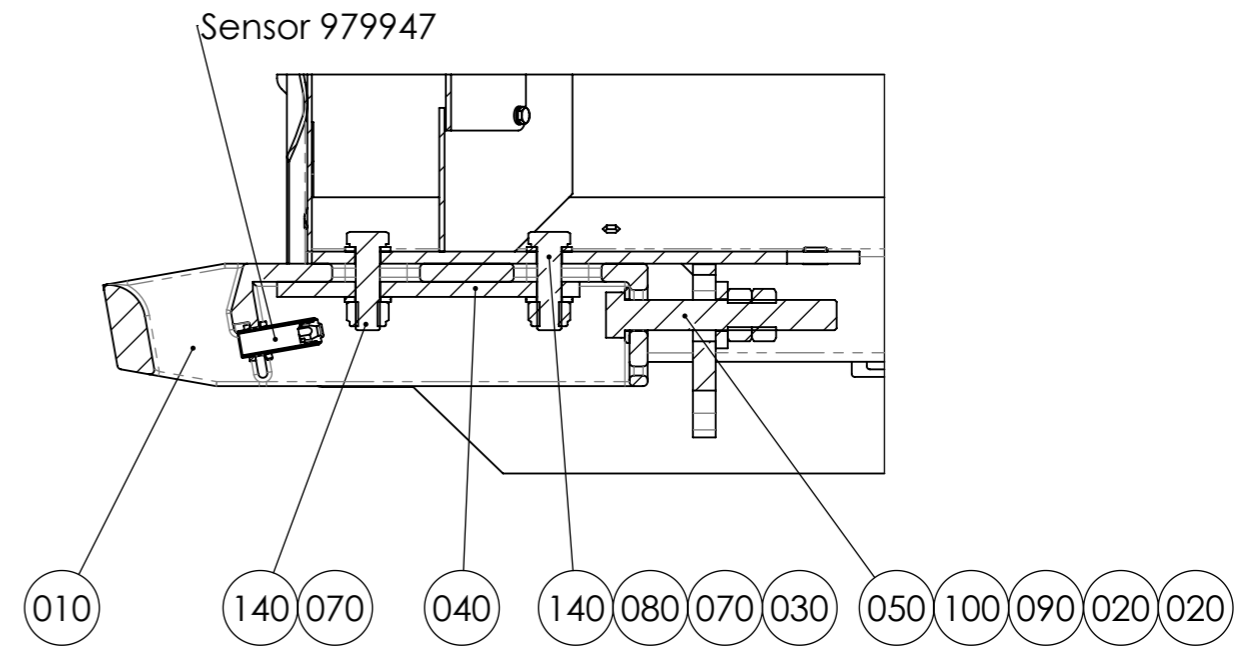
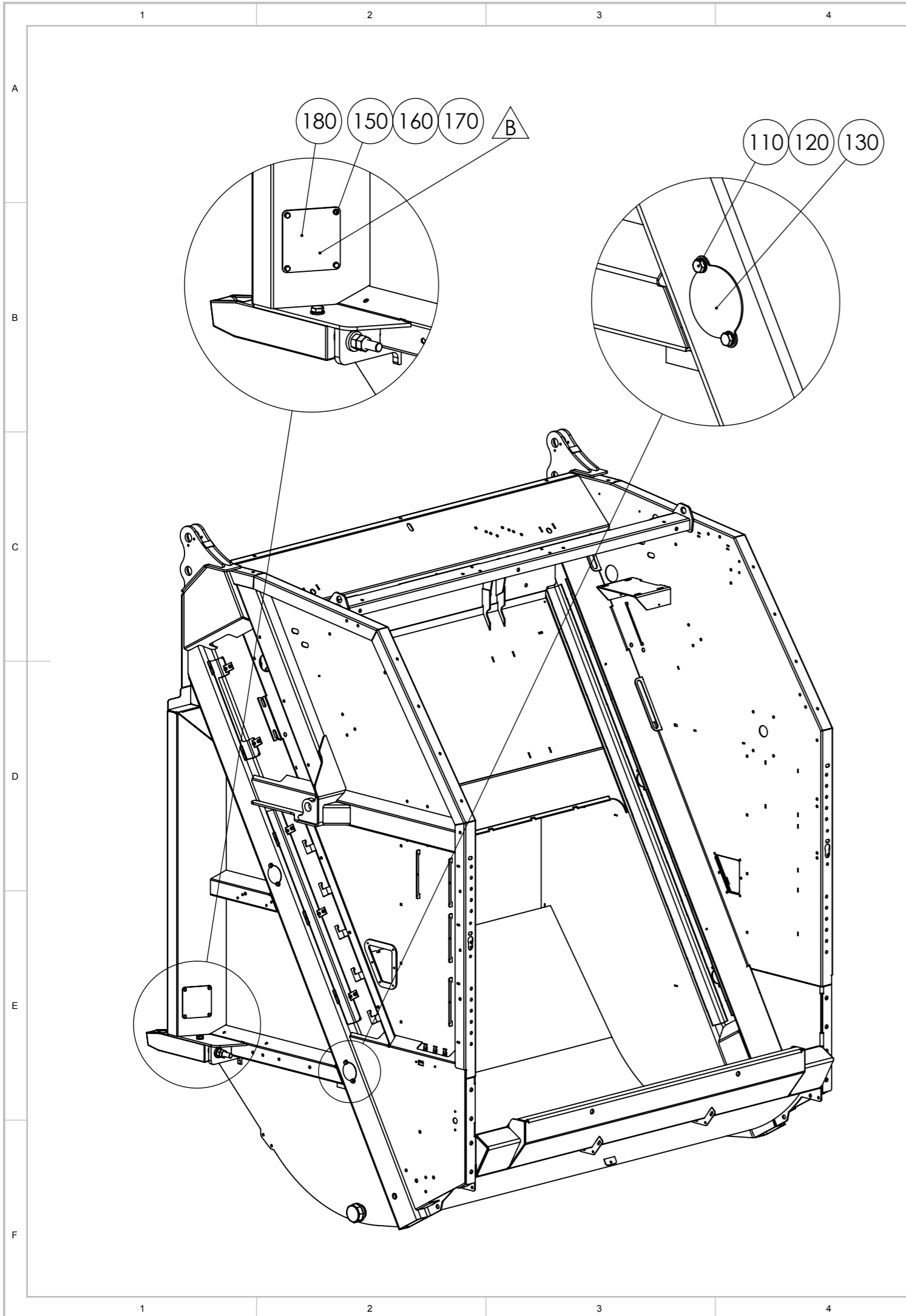


Note: South side of magnet on lever side

Pos	Part/Item	Description	Qty
080	1001345	Bearing	1
070	5009394	Plate packer plate sensor	1
060	5009393	Bush packer plate sensor	1
050	5009390	Bracket packer plate sensor	1
040	809056	Washer, spring lock M8 M8 steel DIN 127B	1
030	809010	Washer, plain normal M4 ISO 7089	4
020	814044	Screw, slotted cheese head M4x25 RVS A2 ISO 1207	4
010	812024	Screw, hexagon head M8x20 St 8.8 ISO 4017	1

Standards		Material	Weight (kg)	General surface roughness Ra:	12.5
Shape / position tol. ISO 1101			0.8		
Weld def. / symb. ISO 2553		Drawn	By Huisman, B.	Date	2011-03-01
Lin. / angle tol. ISO 2768-m		Approved	By Burg, H. van der	Date	2017-09-22
Projection		This drawing is provided on a confidential basis subject to return on demand by GEESINKNORBA, which retains any and all rights associated with it and the article or articles it represents. Disclosure, reproduction or alteration of any part of this drawing; or manufacture, use or sale of the article or articles represented, is prohibited without the prior written authorization of: GEESINKNORBA. © GEESINKNORBA (unpublished).			Description
					<b>Sensor packer plate sensor</b>
Derived from	Scale	Page	Format	Item number	Revision
	1:1	1 OF 1	A3	<b>5009460</b>	<b>A</b>





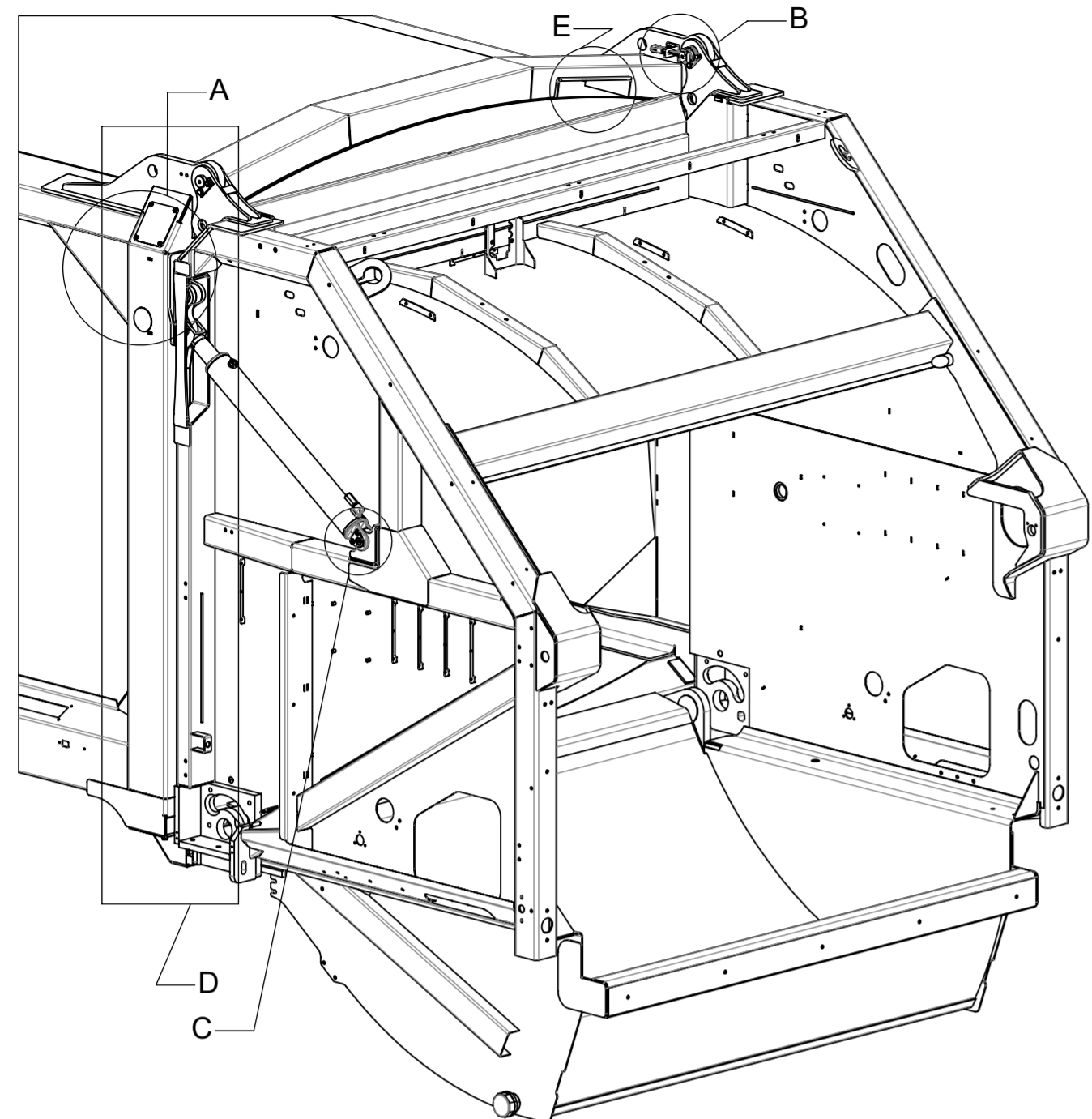
Rev.	Change Note	Drawn	Date	Approve
B	180912-1	Janssen, Nico	2019-03-28	Hartman, M.

Descr. BCQ:30,80 BAI:150,160,170,180

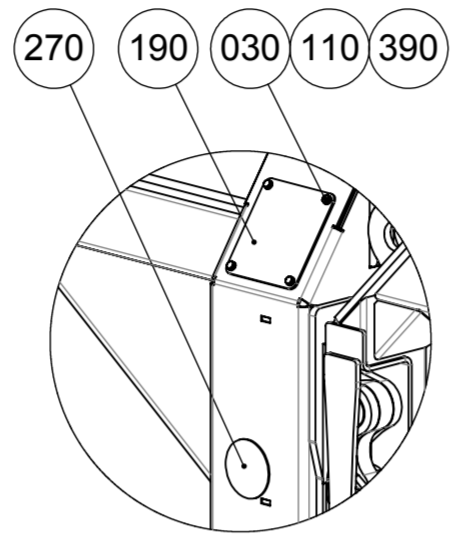
△ B	180	5028801	Cover plate Vertical beam body GPM IV	2
	170	811206	Nut, blind rivet M6 / ALS4-610-4.2 Steel	8
	160	809054	Washer, spring lock M6 steel DIN 127B	8
	150	812013	Screw, hexagon head M6x20 St 8.8 ISO 4017	8
	140	813081	Bolt, hexagon head M16x55 St 8.8 ISO 4014	4
	130	5044955	Plate Cover side wall N4	4
	120	809024	Washer, plain normal chamfered M8 Steel ISO 7090	8
	110	812023	Screw, hexagon head M8x16 St 8.8 ISO 4017	8
	100	809029	Washer, plain normal chamfered M20 Steel ISO 7090	2
△ B	090	809051	Washer, plain normal M20, DIN 7349 St	2
	080	809028	Washer, plain normal M16 Steel ISO 7089	4
	070	808070	Washer, lock Virbration proof, Nord-lock M16	4
	050	812117	Screw, hexagon head M20x140 St 8.8 ISO 4017	2
△ B	040	P601292-1	Plate	2
	030	811046	Nut, hexagon torque prevailing M16 ISO 10511	4
	020	811012	Nut, hexagon DIN 934 M20 ISO 4032	4
	010	1002711	Locking device Tailgate, casting	2
	Pos	Part/Item	Description	Qty

Standards	Material	Weight (kg)	General surface roughness Ra:
Shape / position tol. ISO 1101		1083.7	✓
Weld def. / symb. ISO 2553	Drawn By Hartman, M.	Date 2017-09-21	
Lin. / angle tol. -	Approved By Janssen, Nico	Date 2017-09-22	
Projection	This drawing is provided on a confidential basis subject to return on demand by GEESINKNORBA, which retains any and all rights associated with it and the article or articles it represents. Disclosure, reproduction or alteration of any part of this drawing; or manufacture, use or sale of the article or articles represented, is prohibited without the prior written authorization of: GEESINKNORBA. © GEESINKNORBA (unpublished).		Description
			<b>Instruction</b> Mount. parts to TG N4
Derived from	Scale	Page	Format
-	1:5	1 OF 1	A3
Item number			Revision
<b>5043136</b>			<b>B</b>

Rev.	Change Note	Drawn	Date	Approve
F	181127-1	Smit, Tessa	2019-02-21	Leij, P. van de
Descr. BAI Pos 400				



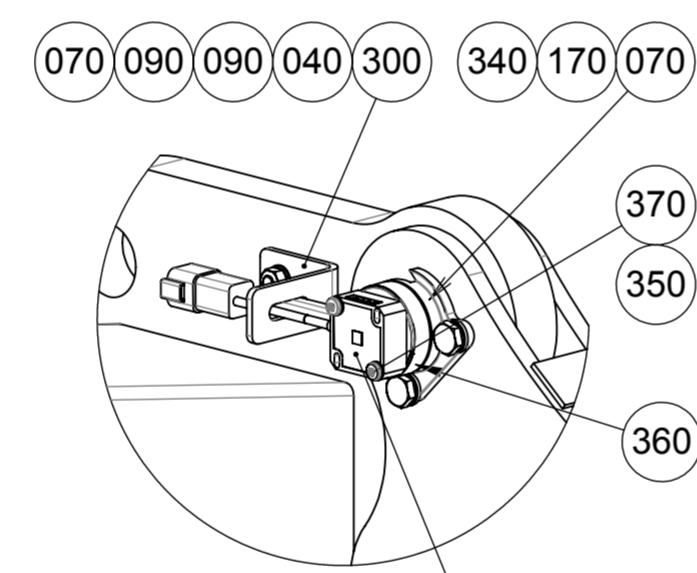
Note:  
In order to make instruction clear are not all parts shown in some of the details



DETAIL A  
SCALE 1 : 10

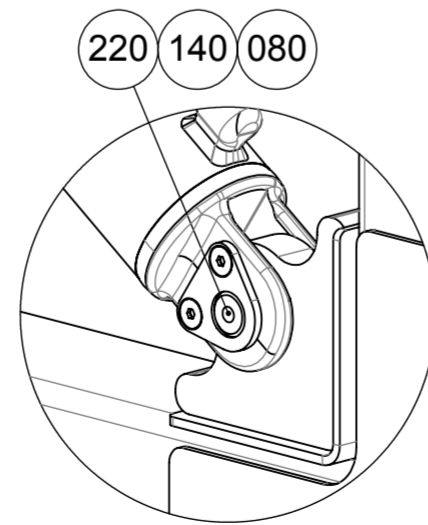
Mount pos 080 with loctide 542

200  
230  
380  
080  
220  
140  
080  
210

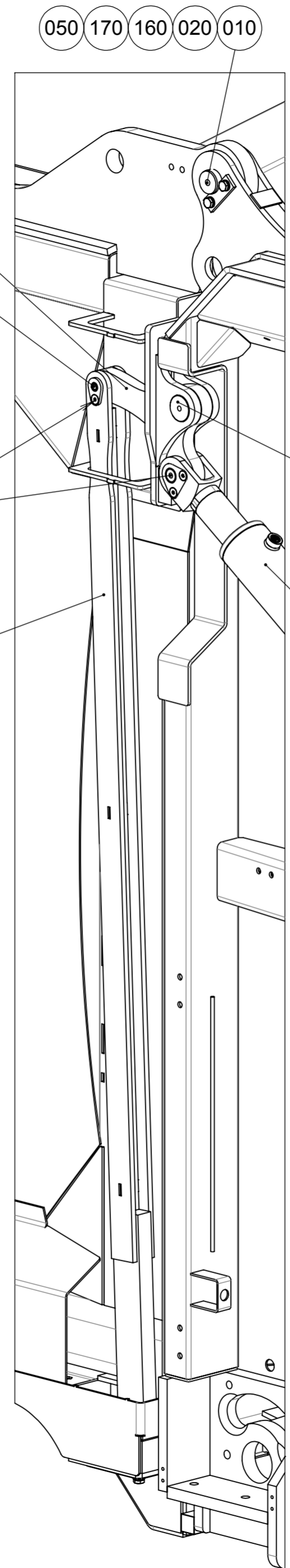


DETAIL B  
SCALE 1 : 4

Sensor  
**5024313**



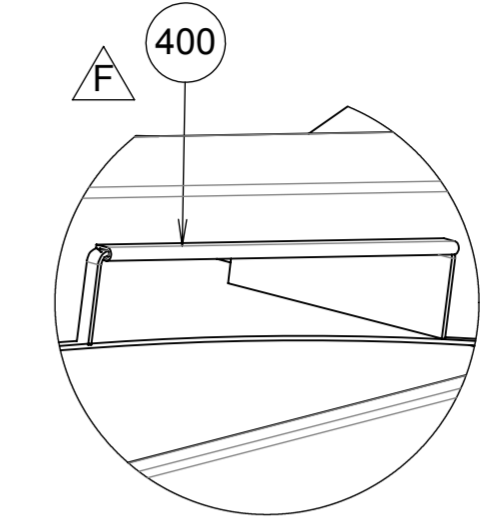
DETAIL C  
SCALE 1 : 4



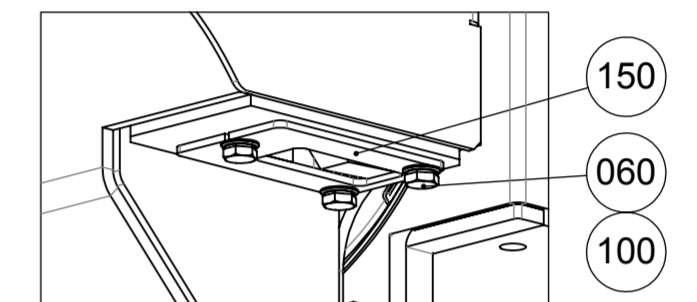
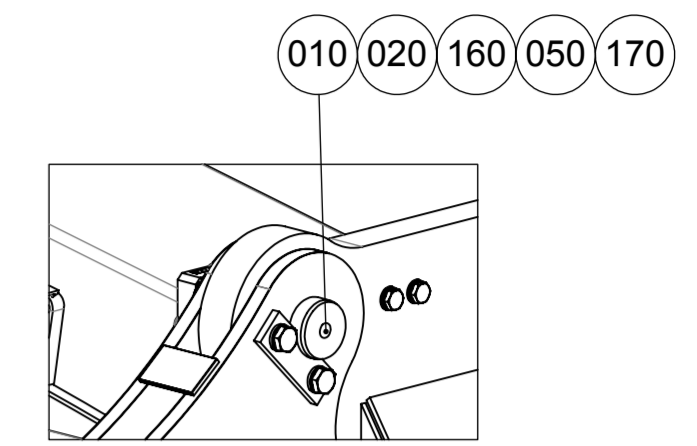
DETAIL D  
SCALE 1 : 7

Mount with grease

Cylinder 5028604



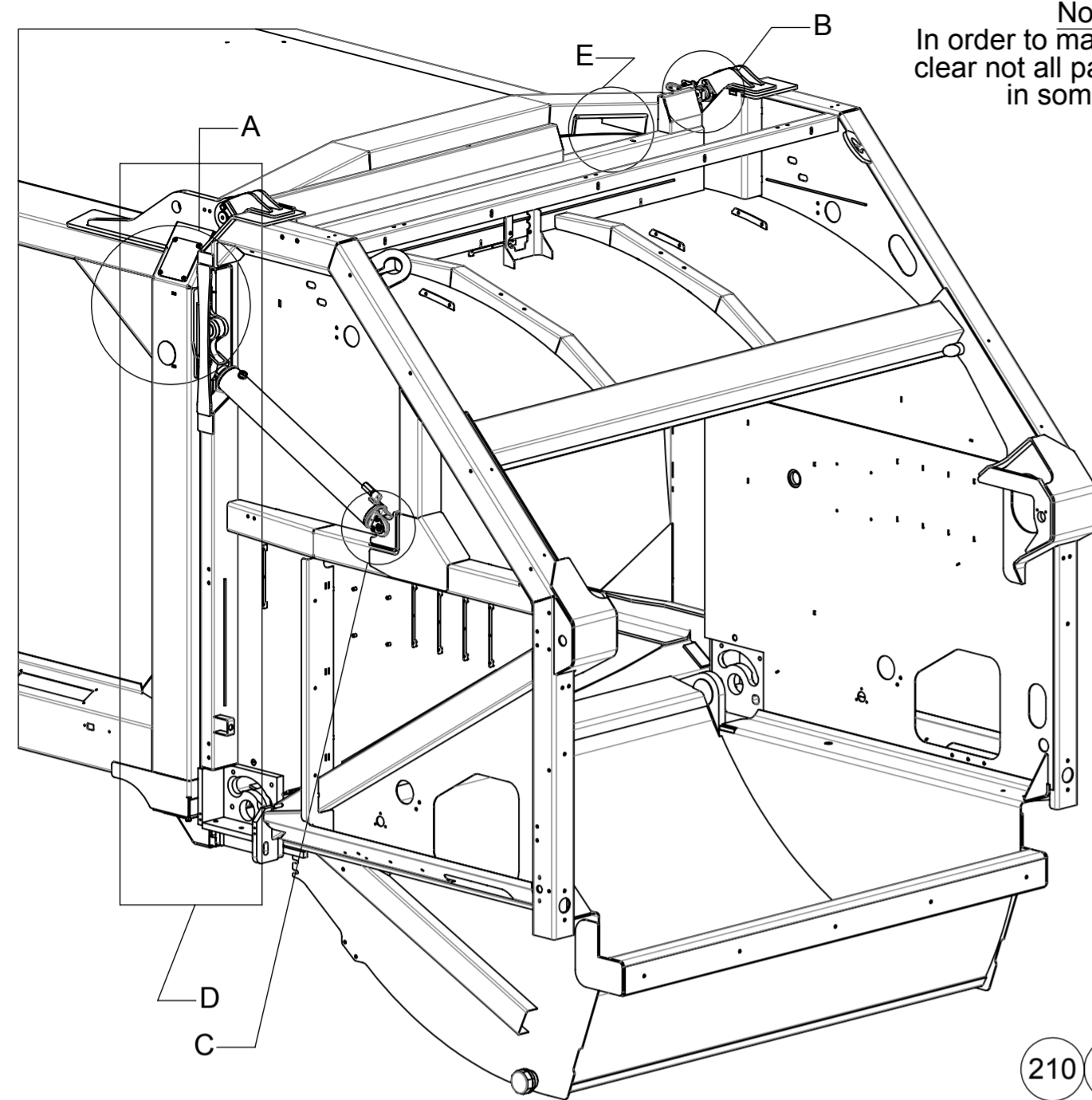
DETAIL E  
SCALE 1 : 5



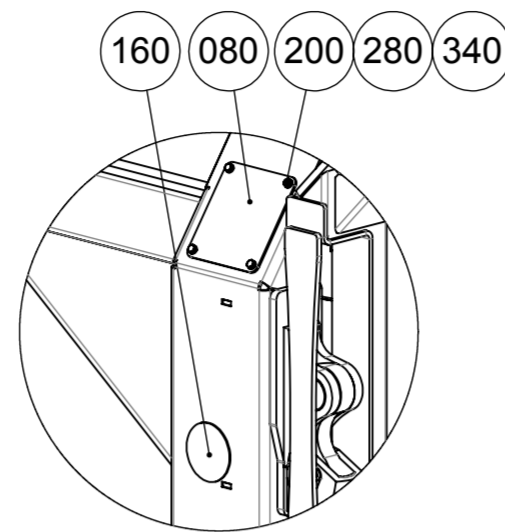
Part No	Part/Item	Description	Qty
400	5021337	Strap, clamping Klombies NR 1827-650	1
390	811206	Nut, blind rivet M6 / ALS4-610-4.2 Steel	8
380	308015	Bearing D=25 L=25	2
370	5039310	Screw, cross re. raise cheese head CE M5x25 TX25	2
360	5036971	Bracket Sensor mounting tailgate open	1
350	809011	Washer, plain normal M5 ISO 7089	2
340	812041	Screw, hexagon head St 8.8 ISO 4017	2
300	5032039	Plate sensor tailgate open	1
270	5029435	Plate Cover plate mounting hole body	2
250	5028979	Axle tub 35mm	2
230	5028977	Axle tub with ground plate 25 mm	2
220	5028974	Axle tub With groundplate	4
210	5028830	Lifting arm Locking mechanism GPM IV	2
200	5028820	Lifting arm Locking mechanism GPM IV	2
190	5028801	Cover plate Vertical beam body GPM IV	2
170	809057	Washer, spring lock M10 DIN 127B	6
160	288832	Plate 25x6-75	2
150	P600172-1	Guide	2
140	308010	Bearing PCMF_353926 E	4
120	302144	Retaining ring shaft 35mm, DIN 471 Steel	2
110	809054	Washer, spring lock M6 steel DIN 127B	8
100	809025	Washer, plain normal chamfered M10 Steel ISO 7090	6
090	809024	Washer, plain normal chamfered M8 steel ISO 7090	4
080	815132	Screw, hex. socket countersunk M8x16 ISO 10642	10
070	811006	Nut, hexagon M8 M8 St 8 ISO 4032	2
060	812044	Screw, hexagon head 0 ISO 4017	6
050	812040	Screw, hexagon head M10x16 ISO 4017	4
040	812029	Screw, hexagon head M8x45 ISO 4017	2
030	812013	Screw, hexagon head M6x20 St 8.8 ISO 4017	8
020	308008	Bearing MB 4030 DU St	2
010	222237	Pin ø40-80	2
Pos	Part/Item	Description	Qty

Standards		Material		Weight (kg)	General surface roughness Ra:
Shape / position tol. ISO 1101		3.105			✓
Weld def. / symb. ISO 2553		Drawn By Janssen, Nico	Date 2014-09-23	<b>GEESINKNORBA</b> Instruction Mounting tailgate GPM IV / N4	
Lin. / angle tol.		Approved By Schippers, J.	Date 2014-10-10		
Projection		This drawing is provided on a confidential basis subject to return on demand by GEESINKNORBA, which retains any and all rights associated with it and the article or articles it represents. Disclosure, reproduction or alteration of any part of this drawing, or manufacture, use or sale of the article or articles represented, is prohibited without the prior written authorization of: GEESINKNORBA. © GEESINKNORBA (unpublished).		Description	
		Derived from	Scale 1:50	Page 1 OF 1	Format A2
		Item number	<b>5028956</b>		Revision <b>F</b>

Rev.	Change Note	Drawn	Date	Approve
C	181127-1	Smit, Tessa	2019-02-21	Leij, P. van de
Descr. BAI Pos: 350				



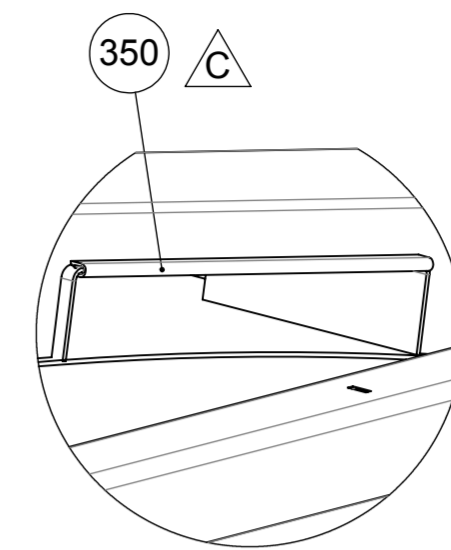
Note:  
In order to make instruction  
clear not all parts are shown  
in som details



DETAIL A  
SCALE 1 : 10

Mount pos 190  
with loctide

- 100
- 020
- 190
- 300
- 010
- 190
- 060
- 110

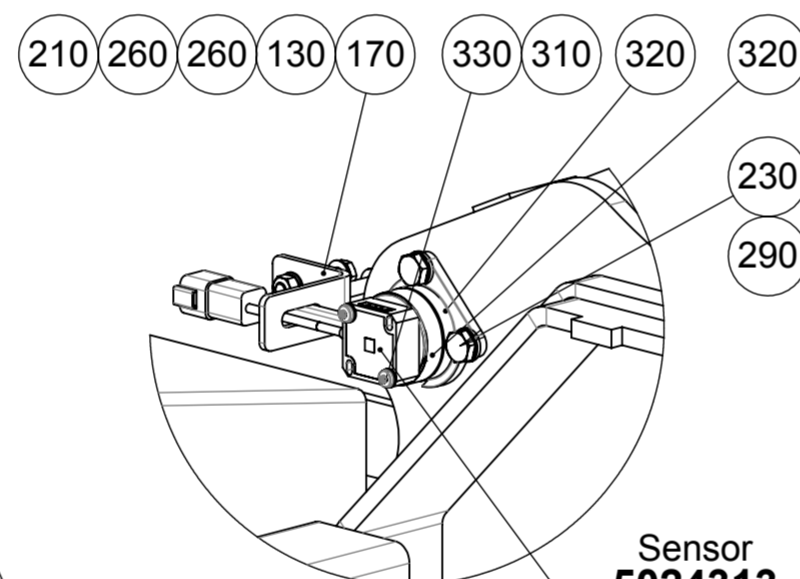
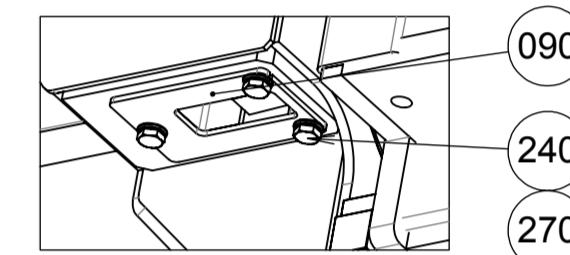
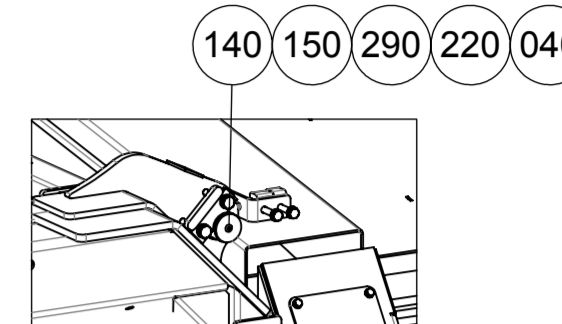


DETAIL E  
SCALE 1 : 5

030 Mount with grease

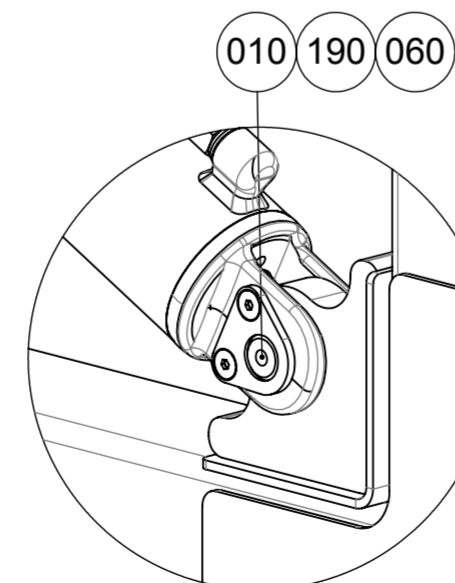
- 030
- 180

Cylinder 5030605

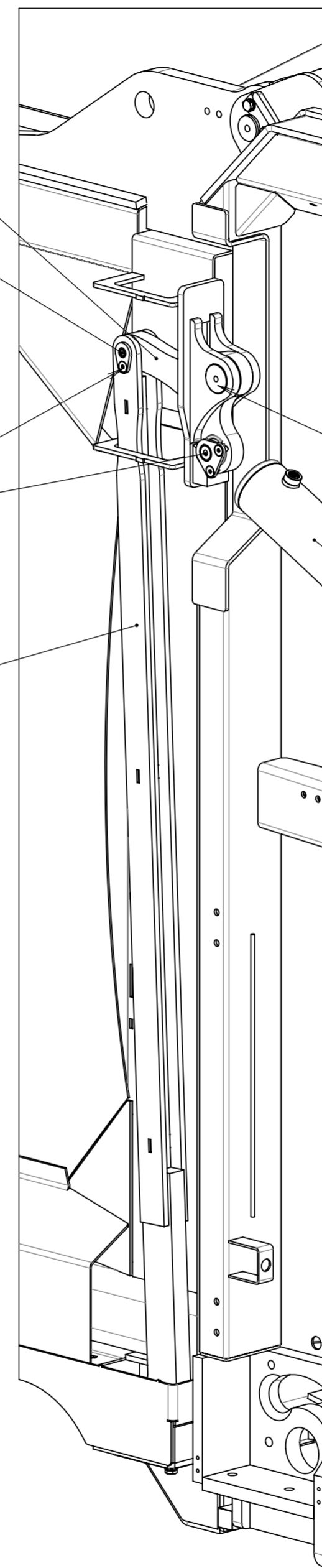


DETAIL B  
SCALE 1 : 4

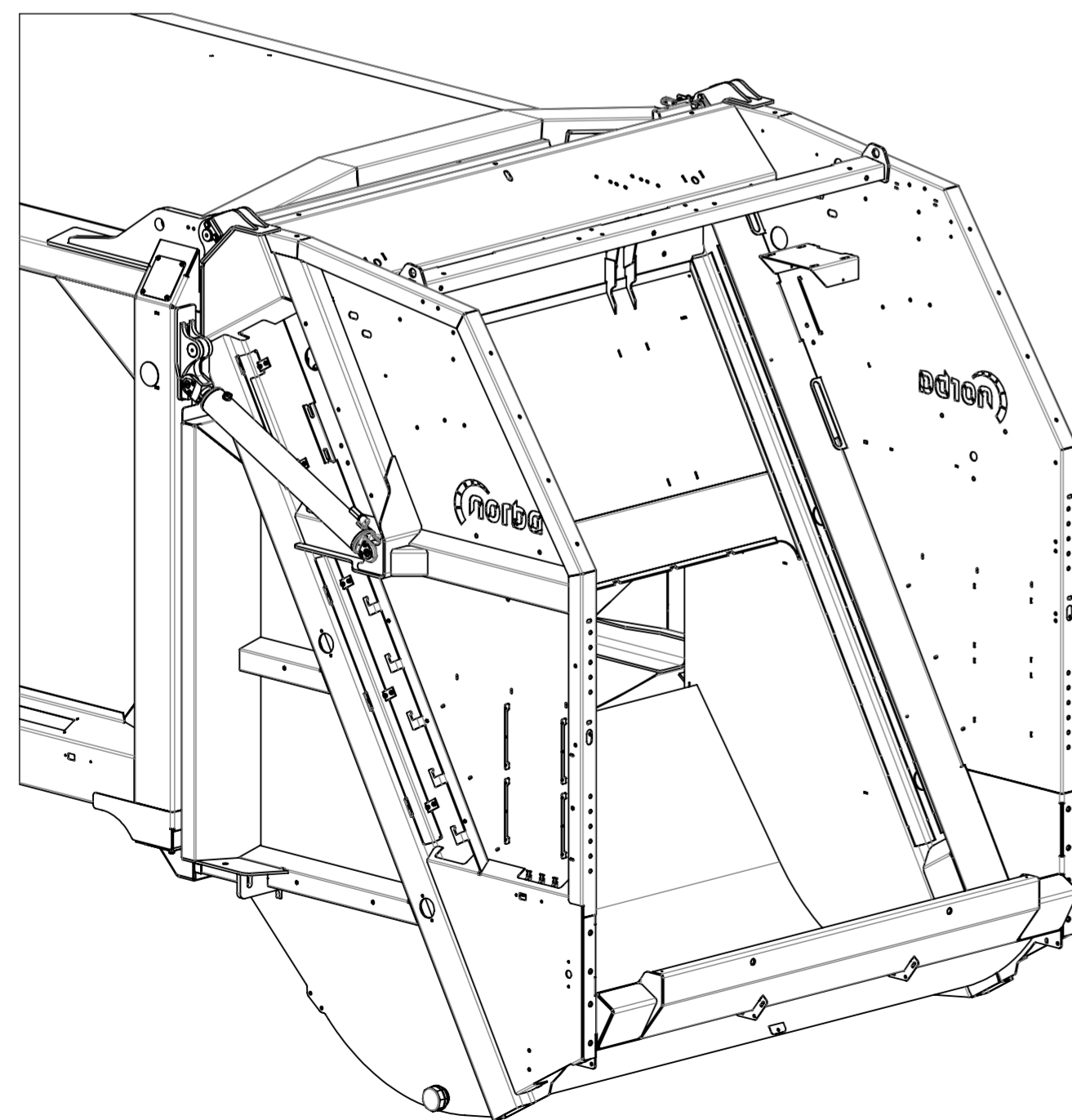
Sensor  
5024313



DETAIL C  
SCALE 1 : 4



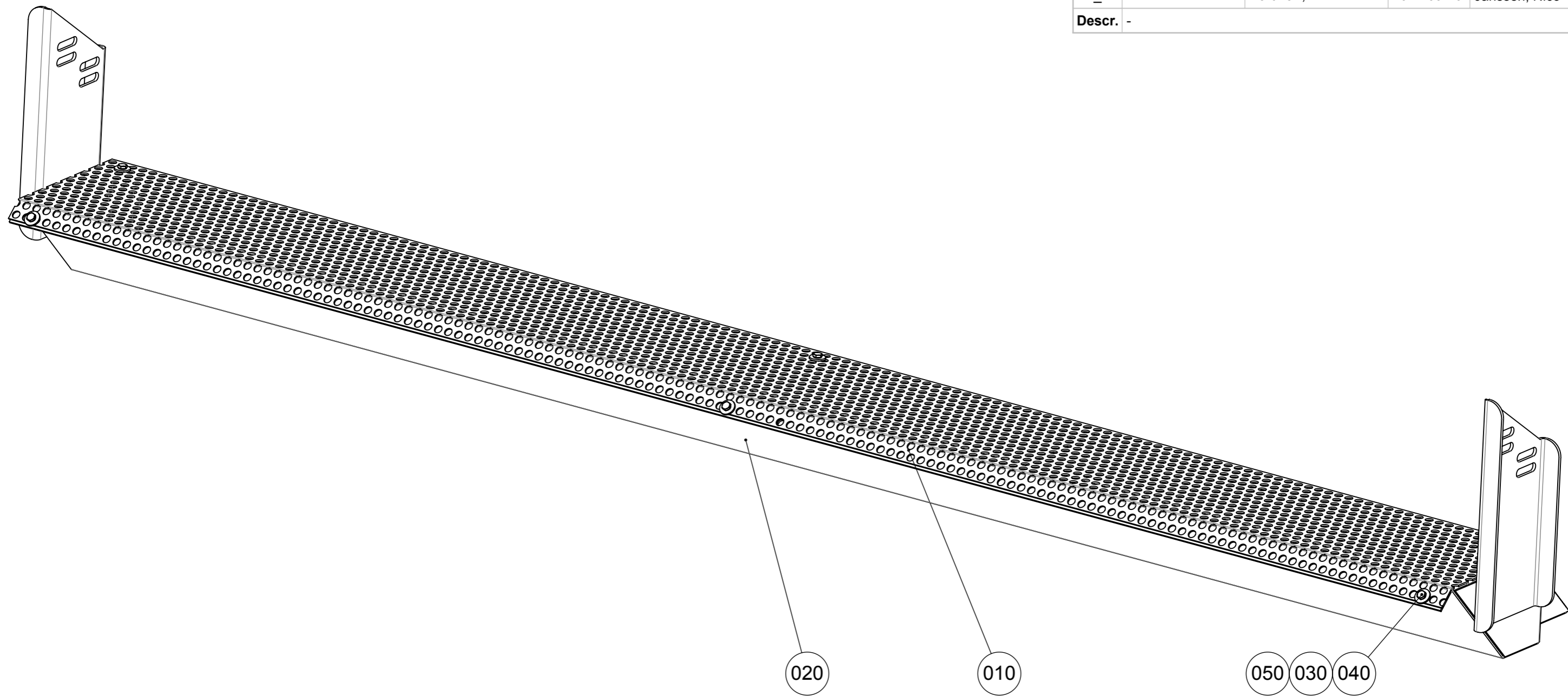
DETAIL D  
SCALE 1 : 7




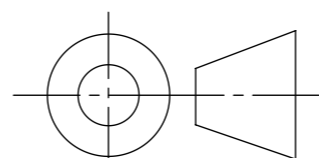
Pos	Part/Item	Description	Qty
350	5021337	Strap, clamping Klembies NR 1827-650	1
340	811206	Nut, blind rivet M6 / ALS4-610-4.2 Steel	8
330	5039310	Screw, cross re. raise cheese head CE M5x25 TX25	2
320	5036971	Bracket Sensor mounting tailgate open	1
310	809011	Washer, plain normal M5 ISO 7089	2
300	308015	Bearing D=25 L=25	2
290	809057	Washer, spring lock M10 DIN 127B	6
280	809054	Washer, spring lock M6 steel DIN 127B	8
270	809025	Washer, plain normal chamfered M10 Steel ISO 7090	6
260	809024	Washer, plain normal chamfered M8 Steel ISO 7090	4
240	812044	Screw, hexagon head 0 ISO 4017	6
230	812041	Screw, hexagon head St 8.8 ISO 4017	2
220	812040	Screw, hexagon head M10x16 ISO 4017	4
210	812029	Screw, hexagon head M8x45 ISO 4017	2
200	812013	Screw, hexagon head M6x20 St 8.8 ISO 4017	8
190	815132	Screw, hex. socket countersunk M8x16 ISO 10642	10
180	302144	Retaining ring shaft 35mm, DIN 471 Steel	2
170	5032039	Plate sensor tailgate open	1
160	5029435	Plate Cover plate mounting hole body	2
150	288832	Plate 25x6-75	2
140	222237	Pin ø40-80	2
130	811006	Nut, hexagon M8 M8 St 8 ISO 4032	2
110	5030593	Locking device Body - tailgate GPM IV (low)	2
100	5028820	Lifting arm Locking mechanism GPM IV	2
090	P600172-1	Guide	2
080	5028801	Cover plate Vertical beam body GPM IV	2
060	308010	Bearing PCMF_353926 E	4
040	308008	Bearing MB 4030 DU St	2
030	5028979	Axle tub 35mm	2
020	5028977	Axle tub with ground plate 25 mm	2
010	5028974	Axle tub With groundplate	4
Pos	Part/Item	Description	Qty

Standards	Material	Weight (kg)	General surface roughness Ra:
Shape / position tol. ISO 1101		4070.2	✓
Weld def. / symb. ISO 2553	Drawn By Hartman, M.	Date 2015-06-15	
Lin. / angle tol. -	Approved By Burg, H. van der	Date 2015-06-15	
Projection	This drawing is provided on a confidential basis subject to return on demand by GEESINKNORBA, which retains any and all rights associated with it and the article or articles it represents. Disclosure, reproduction or alteration of any part of this drawing, or manufacture, use or sale of the article or articles represented, is prohibited without the prior written authorization of: GEESINKNORBA. © GEESINKNORBA (unpublished).		Description
			<b>Instruction</b> Mounting tailgate GPM IV (low body)
Derived from	Scale	Page	Format
-	1:20	1 OF 1	A2
Item number			Revision
5030582			C

Rev.	Change Note	Drawn	Date	Approve
-	-	Hartman, M.	2017-09-26	Janssen, Nico
<b>Descr.</b> -				

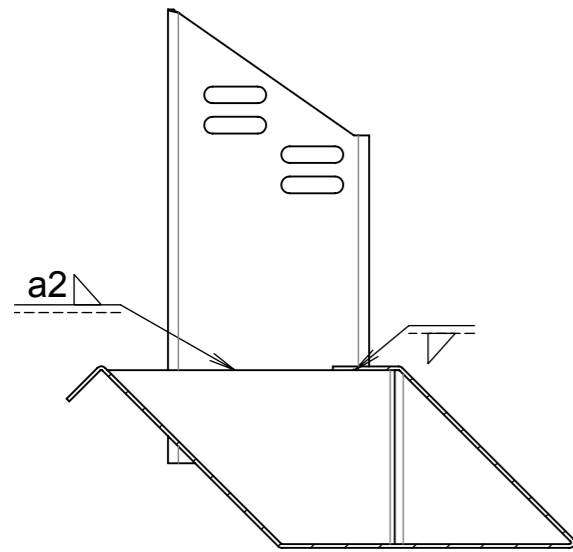


050	812149	Washer, mudwing repair	6
040	812014	Screw, hexagon head St8.8 ISO 4017	6
030	811206	Nut, blind rivet M6 / ALS4-610-4.2 Steel	6
020	5043520	Leak tray Tailgate N4 wide	1
010	5043522	Cover plate leakage tray tailgate N4 wide	1
<b>Pos</b>	<b>Part/Item</b>	<b>Description</b>	<b>Qty</b>

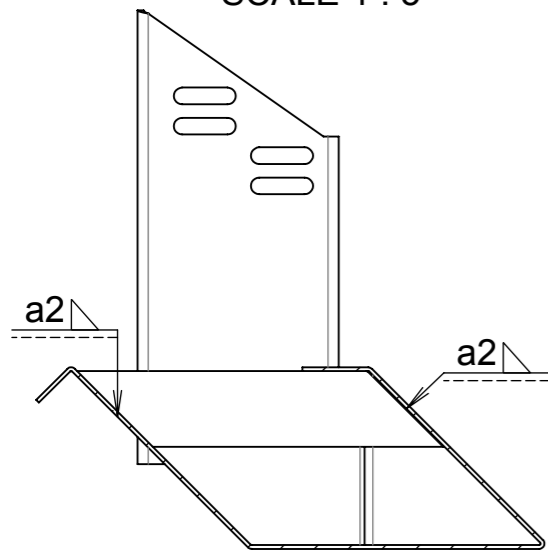
Standards		Material	Weight (kg)	General surface roughness Ra:		
Shape / position tol. ISO 1101			33.9	✓		
Weld def. / symb. ISO 2553		Drawn	By Hartman, M.	Date	2017-06-27	
Lin. / angle tol. -		Approved	By Janssen, Nico	Date	2017-09-26	
Projection		This drawing is provided on a confidential basis subject to return on demand by GEESINKNORBA, which retains any and all rights associated with it and the article or articles it represents. Disclosure, reproduction or alteration of any part of this drawing; or manufacture, use or sale of the article or articles represented, is prohibited without the prior written authorization of: GEESINKNORBA. © GEESINKNORBA (unpublished).			 <b>GEESINKNORBA</b> Description <b>Leak tray</b> Assembled tailgate N4 wide	
		Derived from	Scale	Page		Format
		-	1:5	1 OF 1	A3	Item number <b>5043523</b>
					Revision	-

Rev.	Change Note	Drawn	Date	Approve
A	190513-5	Smit, Tessa	2019-07-09	Leij, P. van de
<b>Descr.</b> Change tolerance				

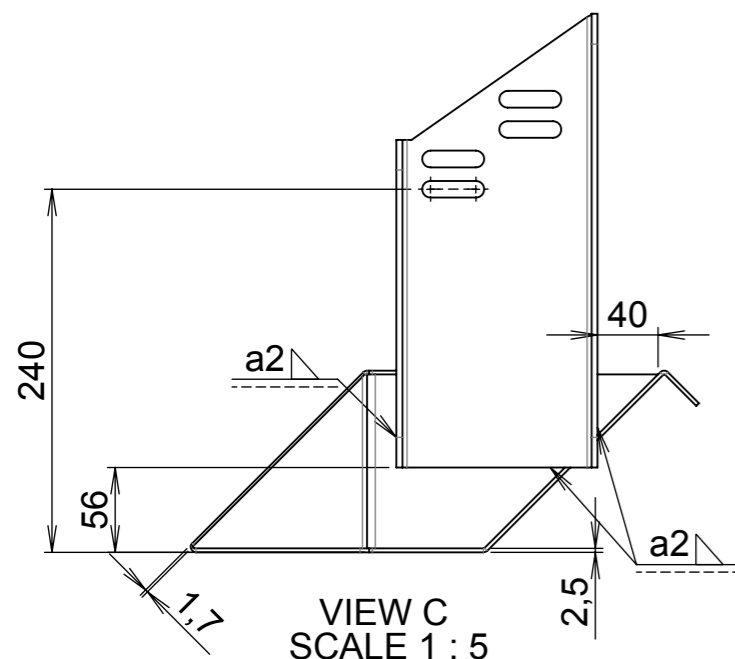
Black acc. GN Spec.: PS-004



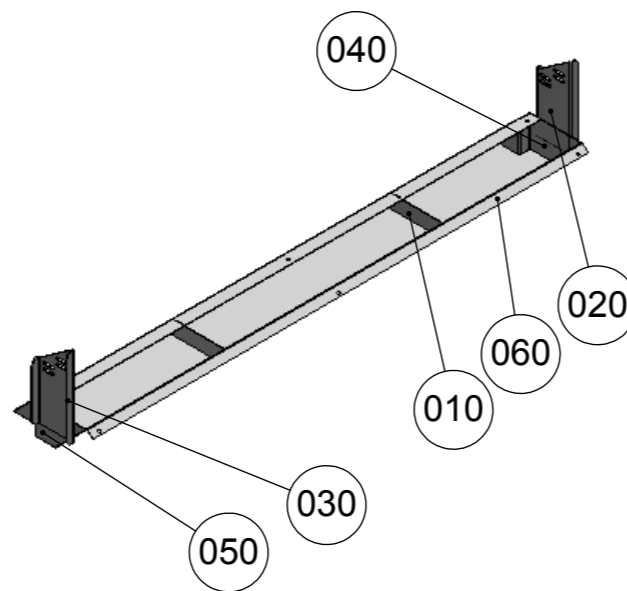
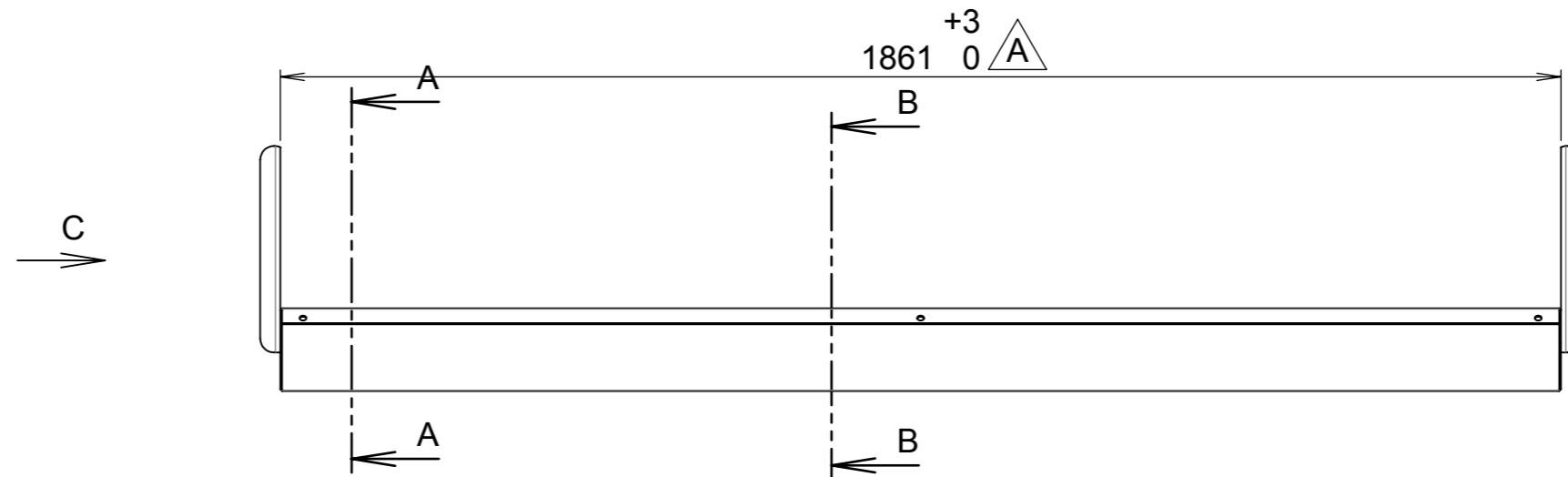
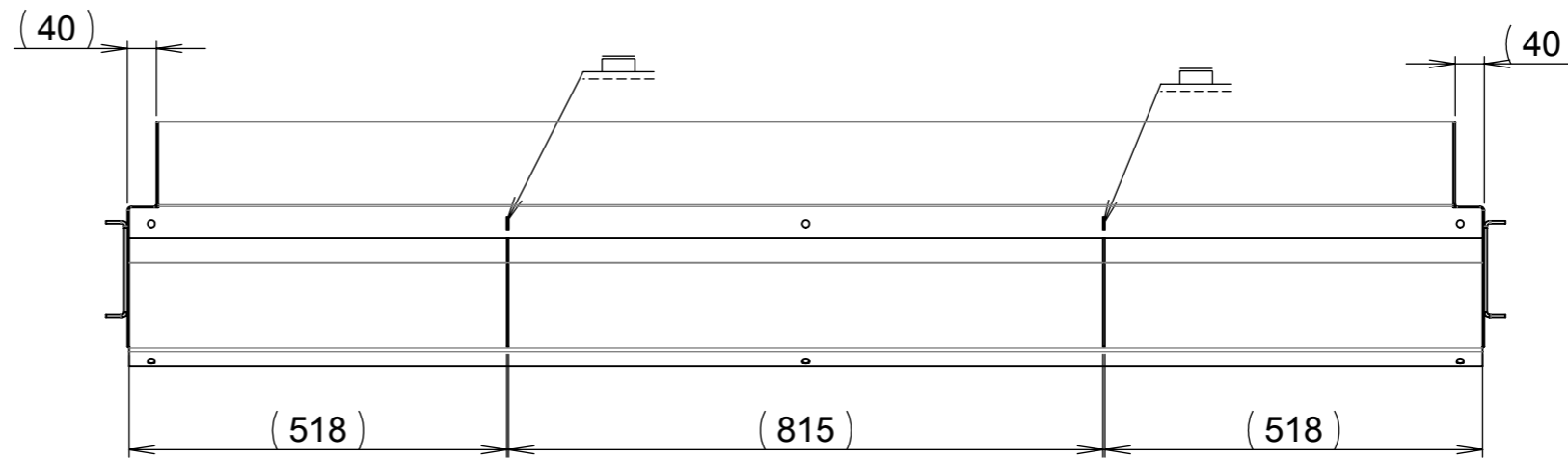
SECTION A-A  
SCALE 1 : 5



SECTION B-B  
SCALE 1 : 5



VIEW C  
SCALE 1 : 5

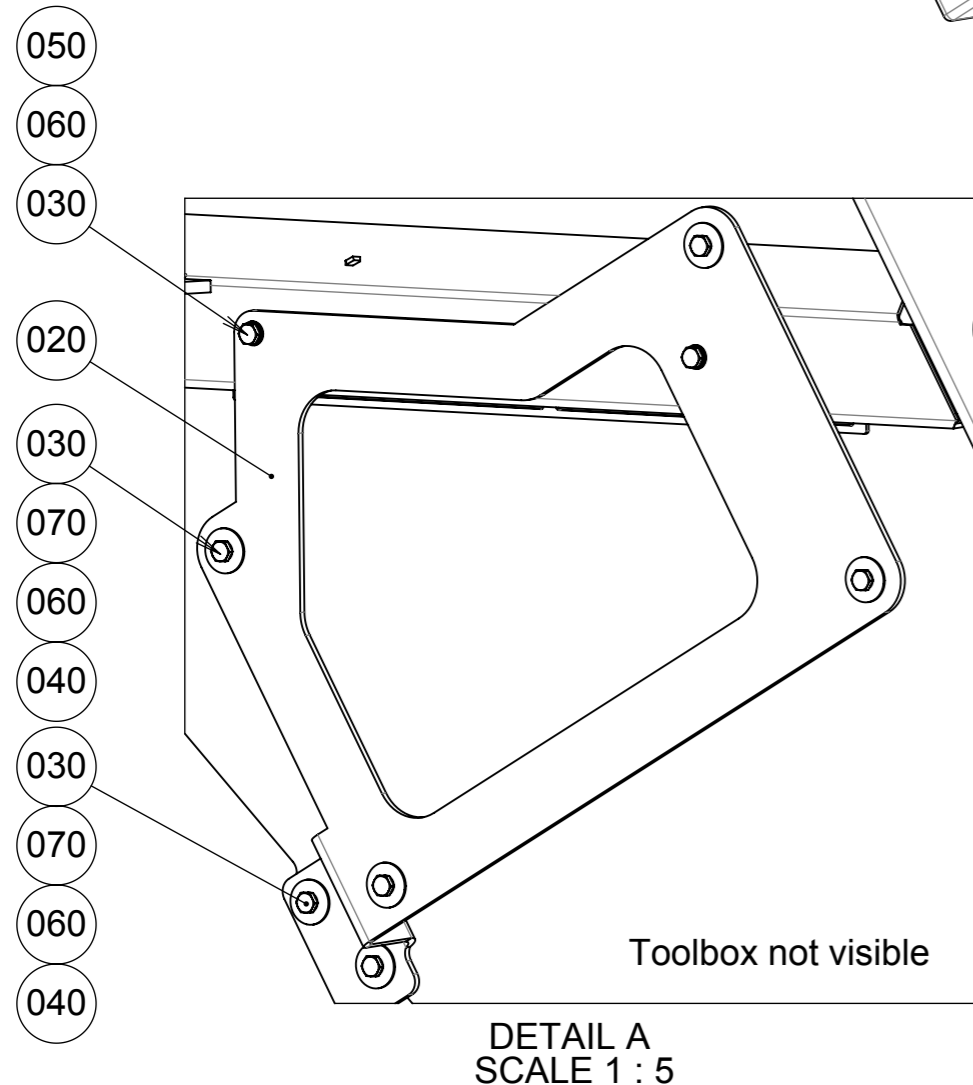
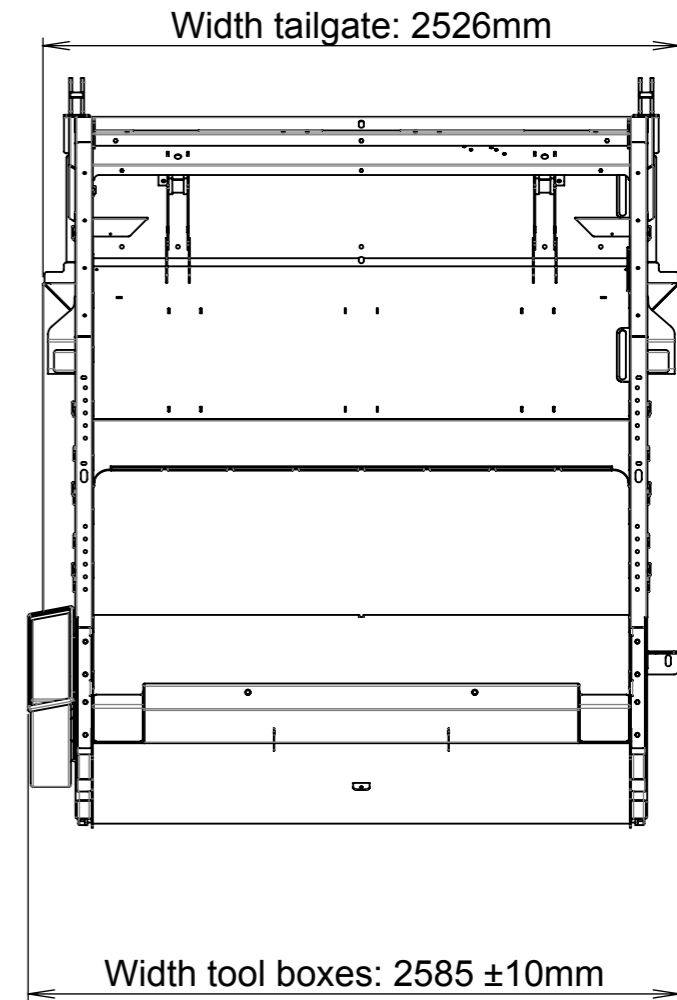
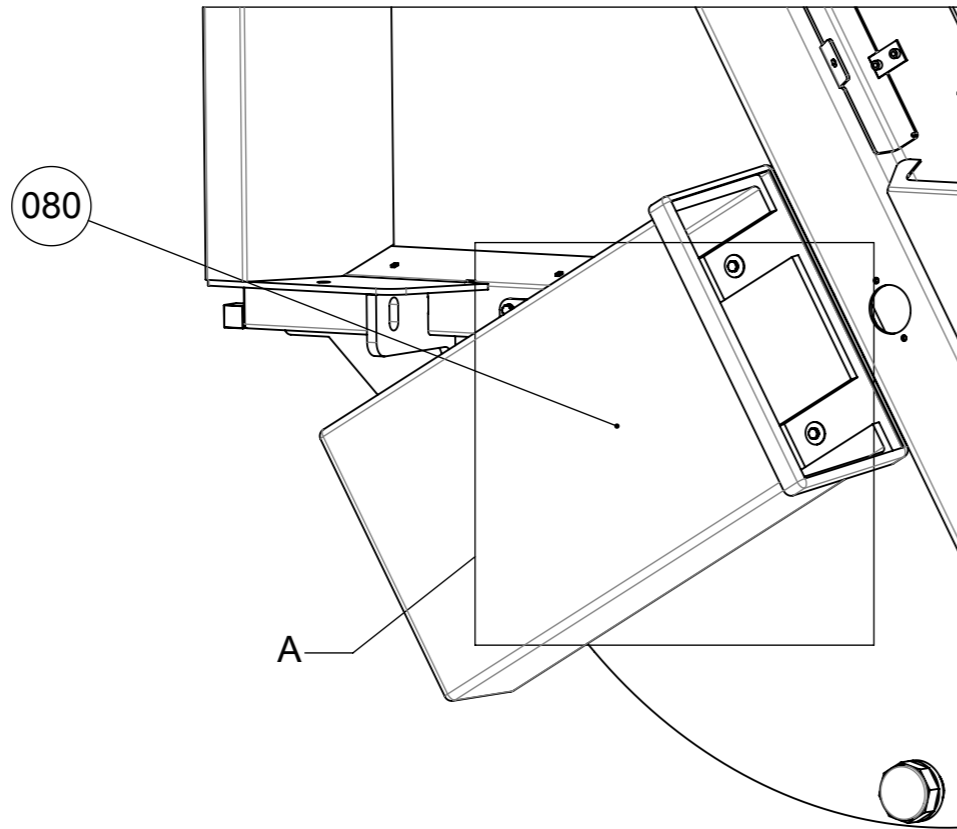


Note: Weld entire tank watertight

060	5045006	Plate leakage tray tailgate N4 narrow	1
050	5036676	Plate RH	1
040	5036675	Plate LH	1
030	5033562	Bracket Right	1
020	5033561	Bracket Left	1
010	5007084	Plate	2
Pos	Part/Item	Description	Qty

Standards	Material	Weight (kg)	General surface roughness Ra:
Shape / position tol. ISO 1101	-	25.5	✓
Weld def. / symb. ISO 2553	Drawn By Janssen, Nico	Date 2017-11-27	
Lin. / angle tol. ISO 13920-B	Approved By Hartman, M.	Date 2018-07-19	
Projection	This drawing is provided on a confidential basis subject to return on demand by GEESINKNORBA, which retains any and all rights associated with it and the article or articles it represents. Disclosure, reproduction or alteration of any part of this drawing; or manufacture, use or sale of the article or articles represented, is prohibited without the prior written authorization of: GEESINKNORBA. © GEESINKNORBA (unpublished).		Description
			Leak tray Tailgate N4 narrow
Derived from 5043520	Scale 1:10	Page 1 OF 1	Format A3
Item number <b>5045005</b>			Revision <b>A</b>

Rev.	Change Note	Drawn	Date	Approve
A	171117-3	Janssen, Nico	2018-06-11	Hartman, M.
<b>Descr.</b> BDI:10 BCQ:30-80				

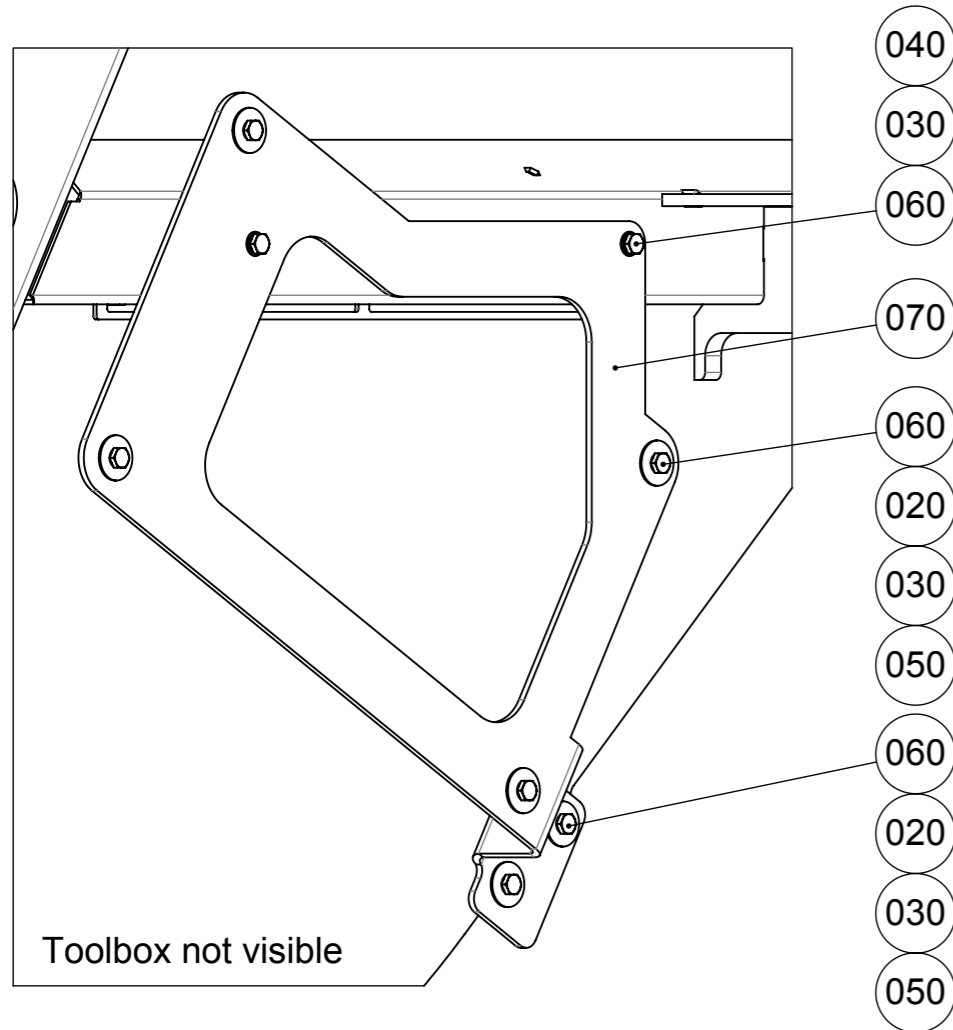
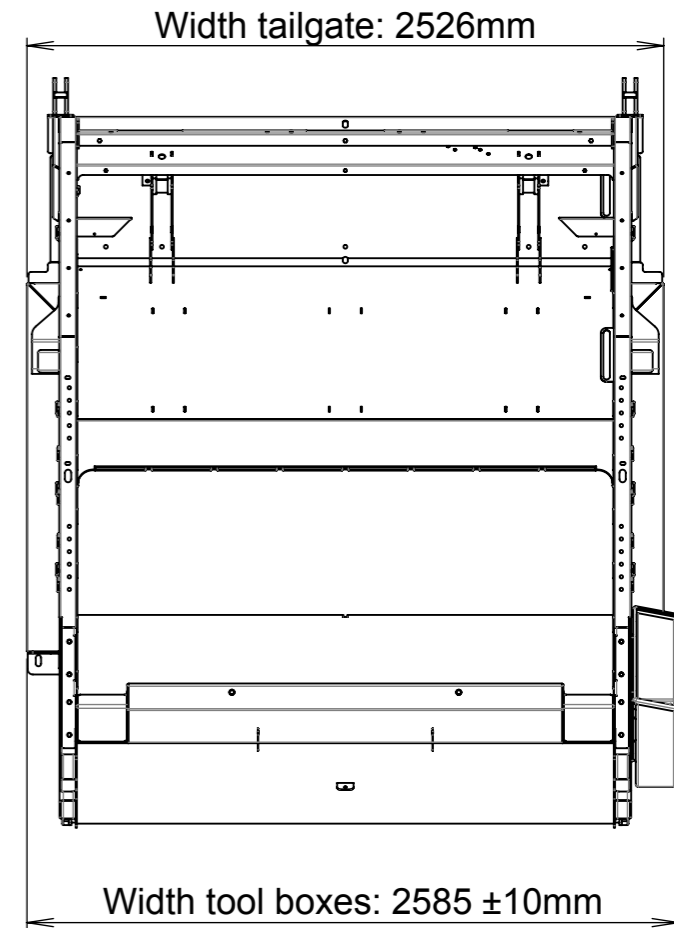
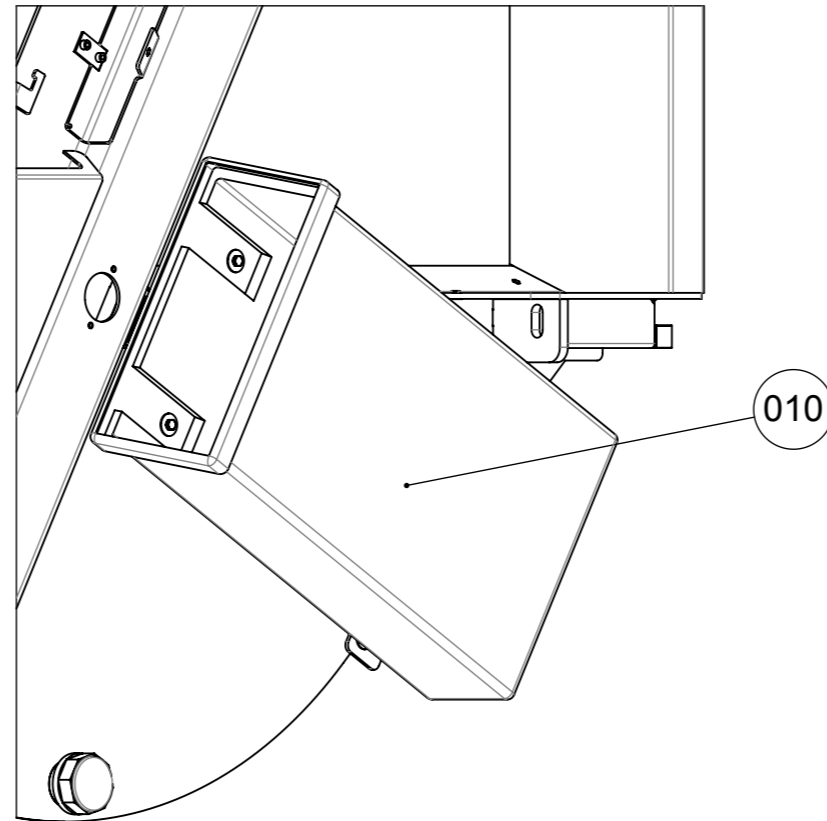


Toolboxes are wider than maximum allowed width truck (2550mm).

Pos	Part/Item	Description	Qty
080	560000-0	Toolbox Plastic	1
070	808006	Washer, mudwing repair M8x30 Steel	6
060	809024	Washer, plain normal chamfered M8 Steel ISO 7090	8
050	80955-00	Nut, blind rivet M8x17,5 Steel	2
040	811042	Nut, hexagon torque prevailing M8 ISO 10511	6
030	812025	Screw, hexagon head M8 x 25 St 8.8 ISO 4017	8
020	5043679	Bracket mount toolbox plastic side TG N4 LH	1

Standards		Material	Weight (kg)	General surface roughness Ra:
Shape / position tol. ISO 1101			1073.1	✓
Weld def. / symb. ISO 2553		Drawn By Hartman, M.	Date 2017-07-05	
Lin. / angle tol. -		Approved By Janssen, Nico	Date 2017-09-22	
Projection		This drawing is provided on a confidential basis subject to return on demand by GEESINKNORBA, which retains any and all rights associated with it and the article or articles it represents. Disclosure, reproduction or alteration of any part of this drawing; or manufacture, use or sale of the article or articles represented, is prohibited without the prior written authorization of: GEESINKNORBA. © GEESINKNORBA (unpublished).		Description
		Derived from	Scale	Page
		-	1:10	1 OF 1
		Format	Item number	
		A3	<b>5043682</b>	
		Revision		<b>A</b>

Rev.	Change Note	Drawn	Date	Approve
-	-	Janssen, Nico	2018-06-13	Hartman, M.
<b>Descr.</b> -				

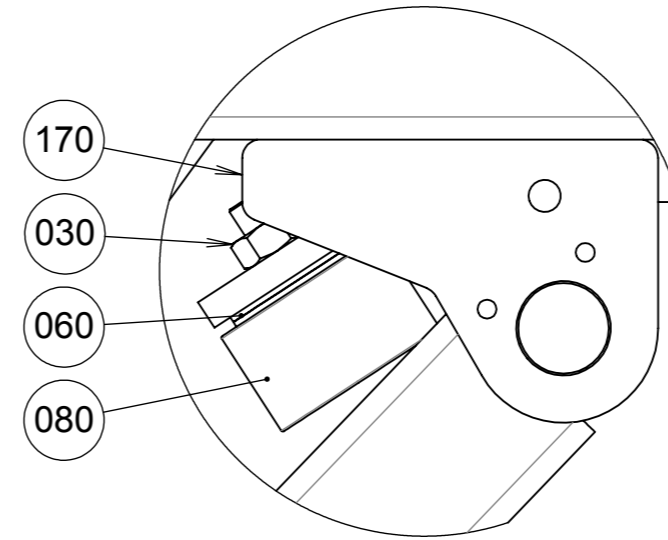
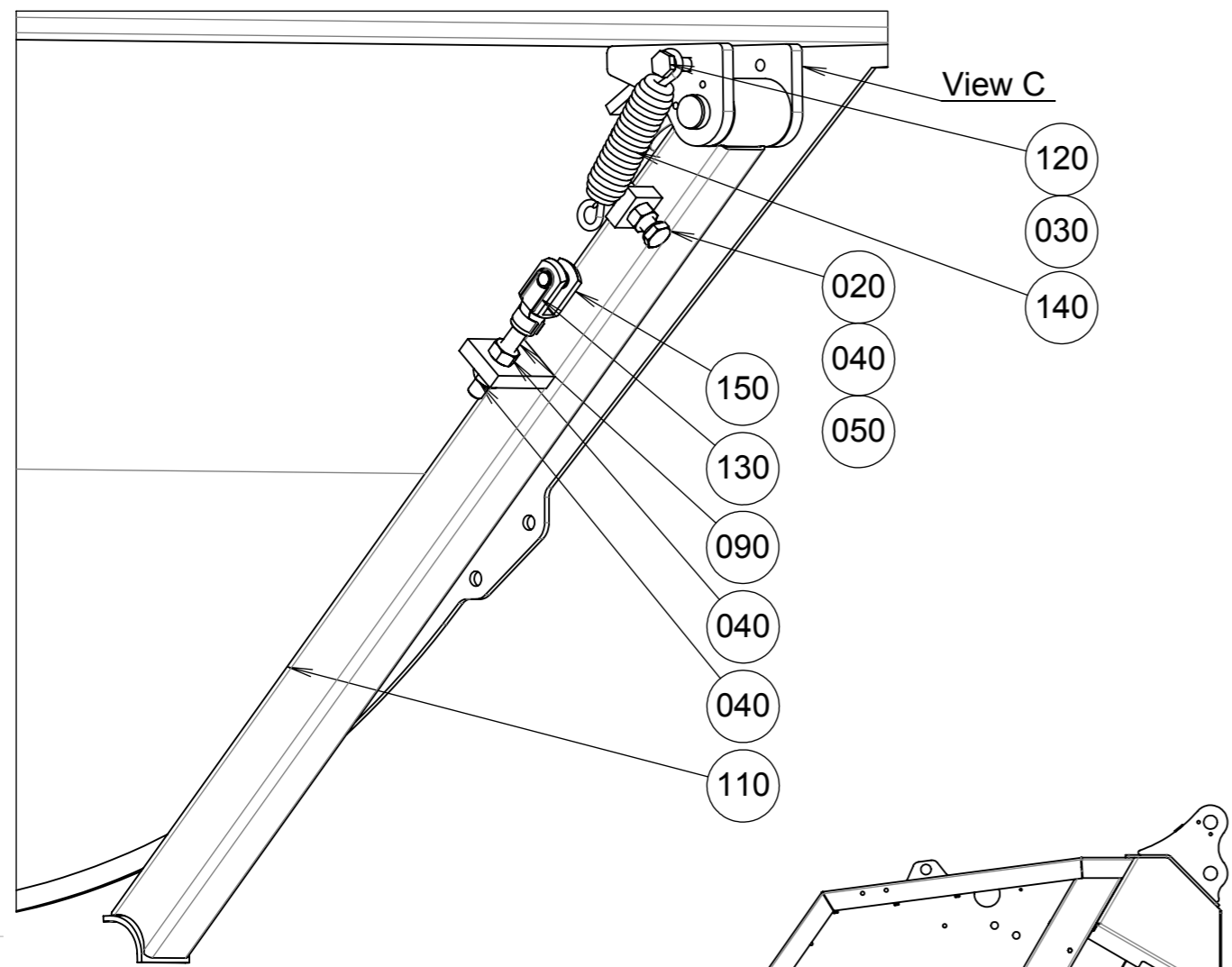


**Toolboxes are wider than maximum allowed width truck (2550mm).**

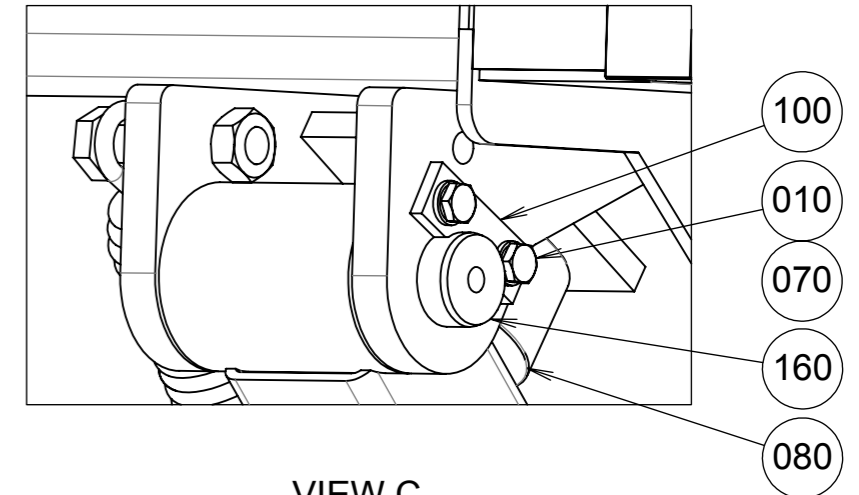
Pos	Part/Item	Description	Qty
070	5043680	Bracket mount toolbox plastic side TG N4 RH	1
060	812025	Screw, hexagon head M8 x 25 St 8.8 ISO 4017	8
050	811042	Nut, hexagon torque prevailing M8 ISO 10511	6
040	80955-00	Nut, blind rivet M8x17,5 Steel	2
030	809024	Washer, plain normal chamfered M8 Steel ISO 7090	8
020	808006	Washer, mudwing repair M8x30 Steel	6
010	560000-0	Toolbox Plastic	1

Standards		Material	Weight (kg)	General surface roughness Ra:
Shape / position tol. ISO 1101			1073.1	✓
Weld def. / symb. ISO 2553		Drawn By Janssen, Nico	Date 2018-05-01	
Lin. / angle tol. -		Approved By Hartman, M.	Date 2018-06-13	
Projection		This drawing is provided on a confidential basis subject to return on demand by GEESINKNORBA, which retains any and all rights associated with it and the article or articles it represents. Disclosure, reproduction or alteration of any part of this drawing; or manufacture, use or sale of the article or articles represented, is prohibited without the prior written authorization of: GEESINKNORBA. © GEESINKNORBA (unpublished).		Description
				Instruction
				Mount toolbox right side TG N4
Derived from	Scale	Page	Format	Item number
-	1:10	1 OF 1	A3	<b>5046722</b>
				Revision
				-

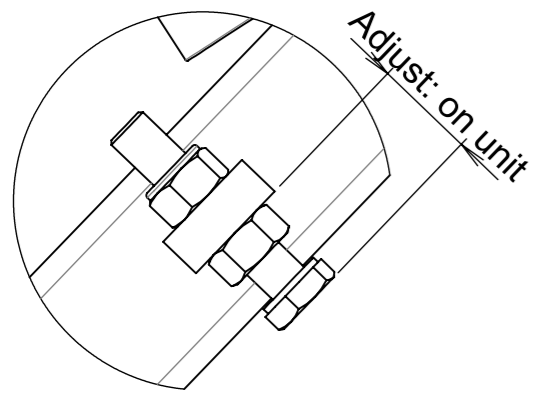
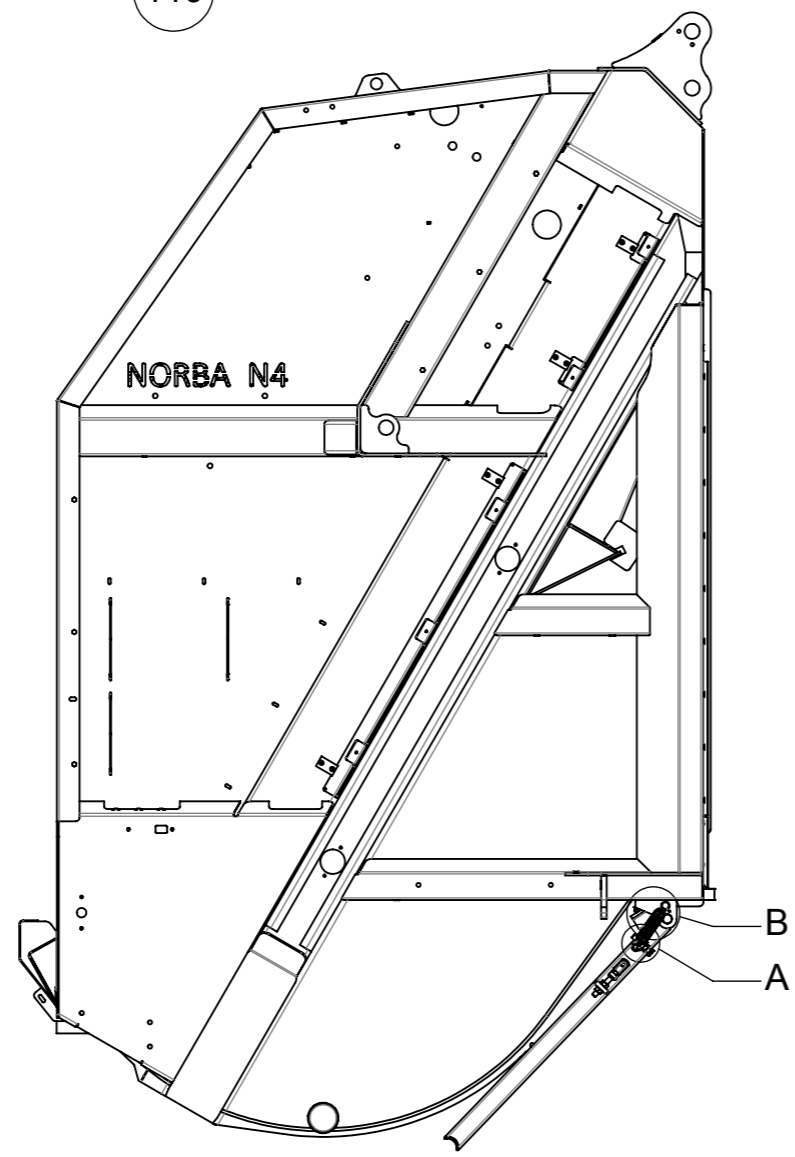
Rev.	Change Note	Drawn	Date	Approve
-	161220-2	Veltman, A.	2017-09-25	Burg, H. van der
<b>Descr.</b> New assembly				



DETAIL B  
SCALE 1 : 2



VIEW C  
SCALE 1 : 2

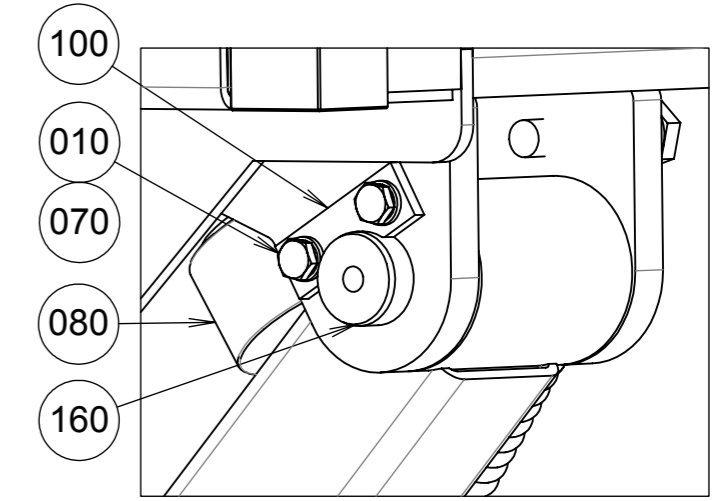
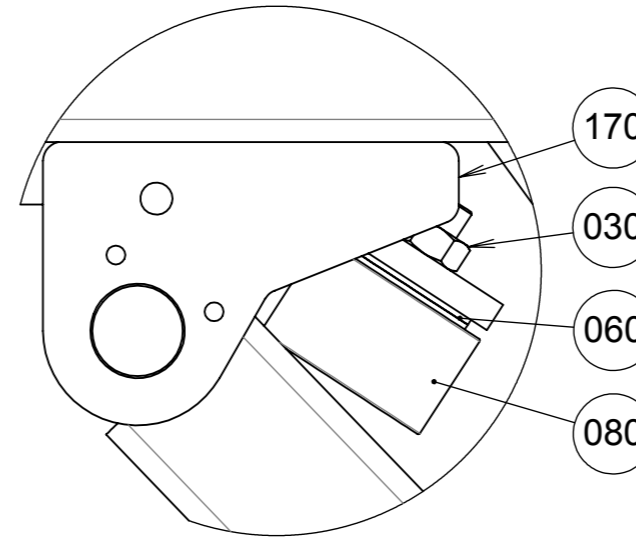
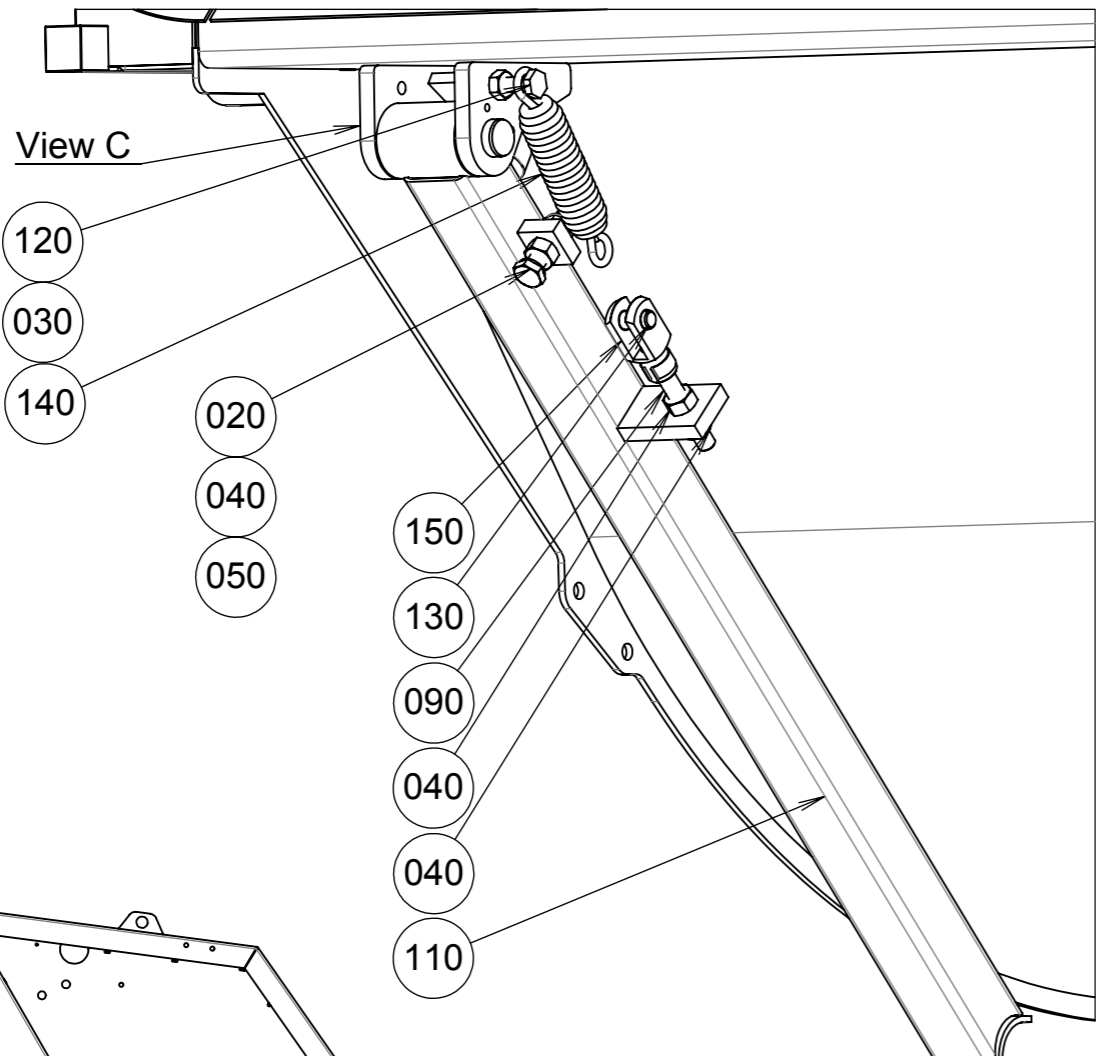


DETAIL A  
SCALE 1 : 2

170	5041347	Instruction Weld. bracket safety supp. TG-N4 LH	1
160	235014	Pin ø25-110, BN 52211 17MnV6 / EN 10083	1
150	910040	Fork Fork; 12x24 DIN 71752	1
140	804145	Spring Spring	1
130	910042	Pin Pen	1
120	81085-00	Skruv Screw	1
110	P602060-1	Support, safety	1
100	288830	Locking plate	1
090	816229	Threaded rod M12x90, DIN 975	1
080	401485	Buffer	1
070	809054	Washer, spring lock M6 steel DIN 127B	2
060	808007	Washer, mudwing repair M10x40	2
050	811044	Nut, hexagon torque prevailing M12 ISO 10511	1
040	811008	Nut, hexagon M12 St 8 ISO 4032	3
030	811007	Nut, hexagon DIN 934 M10 St 8 ISO 4032	2
020	812059	Screw, hexagon head M12x60 ISO 4017	1
010	812012	Screw, hexagon head St 8.8 ISO 4017	2
Pos	Part/Item	Description	Qty

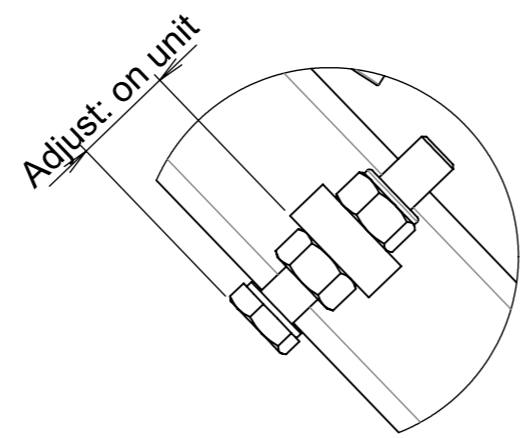
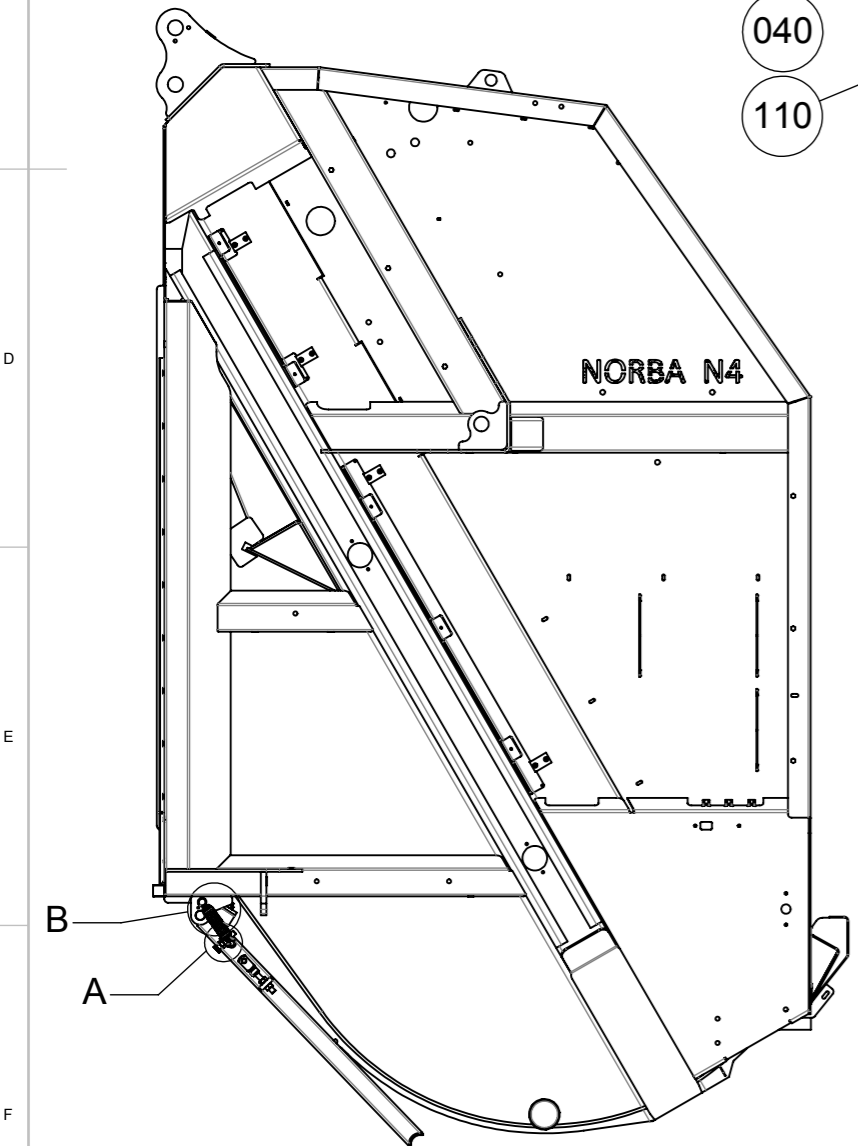
Standards		Material	Weight (kg)	General surface roughness Ra:	
Shape / position tol. ISO 1101			9165.2	✓	
Weld def. / symb. ISO 2553		Drawn By Veltman, A.	Date 2017-01-23		
Lin. / angle tol. -		Approved By Burg, H. van der	Date 2017-09-25		
Projection		This drawing is provided on a confidential basis subject to return on demand by GEESINKNORBA, which retains any and all rights associated with it and the article or articles it represents. Disclosure, reproduction or alteration of any part of this drawing; or manufacture, use or sale of the article or articles represented, is prohibited without the prior written authorization of: GEESINKNORBA. © GEESINKNORBA (unpublished).			Description
		Derived from 5025833			<b>Instruction</b> Mounting safety support TG-N4 LH
		Scale 1:5	Page 1 OF 1	Format A3	
				Item number <b>5041348</b>	Revision

Rev.	Change Note	Drawn	Date	Approve
-	161220-2	Veltman, A.	2017-09-25	Burg, H. van der
<b>Descr.</b> New assembly				



DETAIL B  
SCALE 1 : 2

VIEW C  
SCALE 1 : 2

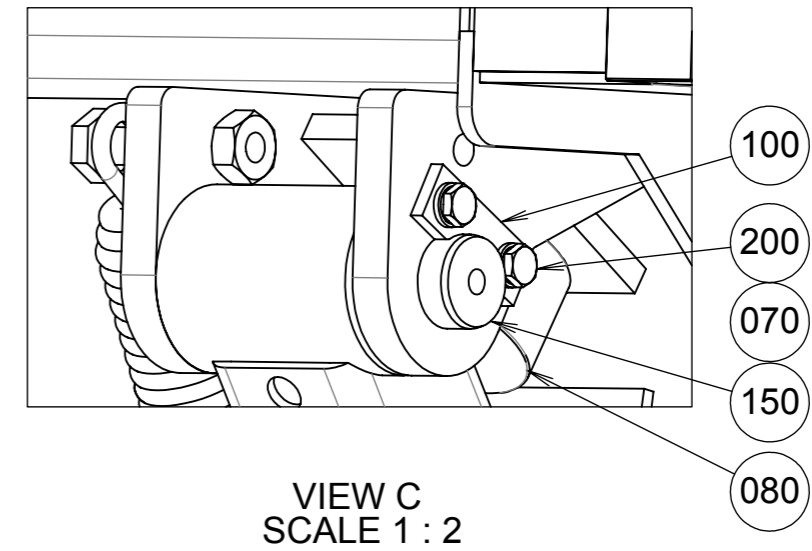
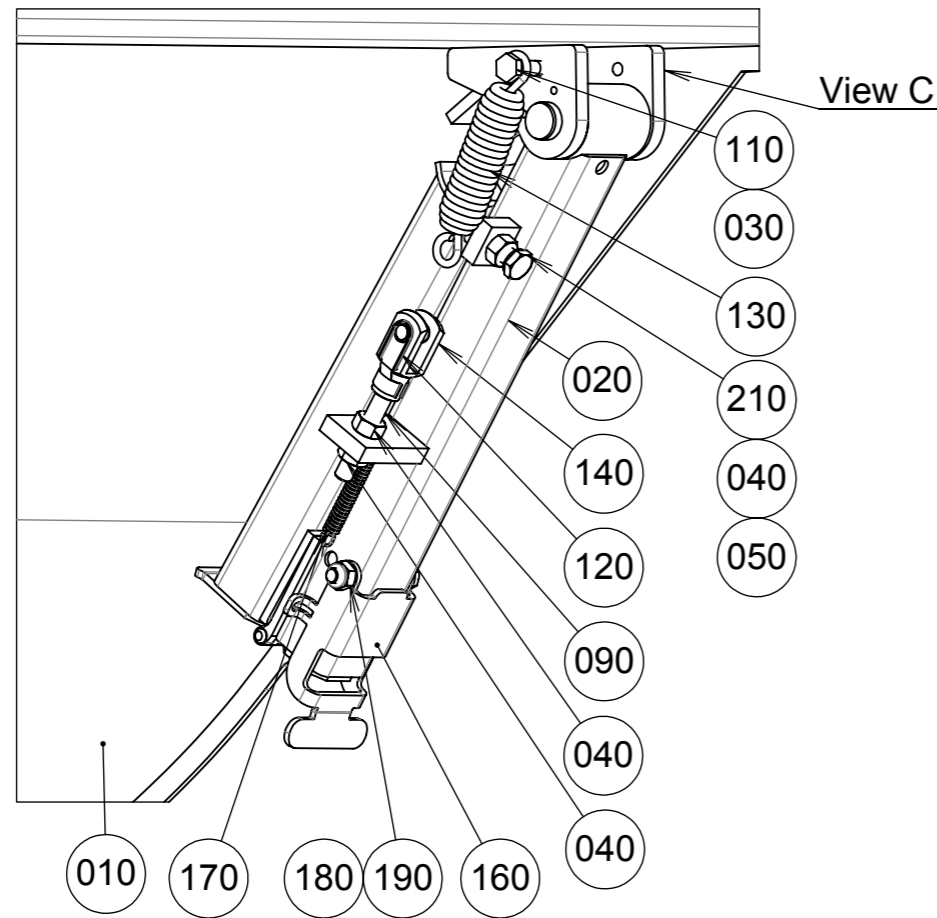


DETAIL A  
SCALE 1 : 2

170	5041329	Instruction Weld. bracket safety supp. TG-N4 RH	1
160	235014	Pin ø25-110, BN 52211 17MnV6 / EN 10083	1
150	910040	Fork Fork; 12x24 DIN 71752	1
140	804145	Spring Spring	1
130	910042	Pin Pen	1
120	81085-00	Skruv Screw	1
110	P602060-1	Support, safety	1
100	288830	Locking plate	1
090	816229	Threaded rod M12x90, DIN 975	1
080	401485	Buffer	1
070	809054	Washer, spring lock M6 steel DIN 127B	2
060	808007	Washer, mudwing repair M10x40	2
050	811044	Nut, hexagon torque prevailing M12 ISO 10511	1
040	811008	Nut, hexagon M12 St 8 ISO 4032	3
030	811007	Nut, hexagon DIN 934 M10 St 8 ISO 4032	2
020	812059	Screw, hexagon head M12x60 ISO 4017	1
010	812012	Screw, hexagon head St 8.8 ISO 4017	2
Pos	Part/Item	Description	Qty

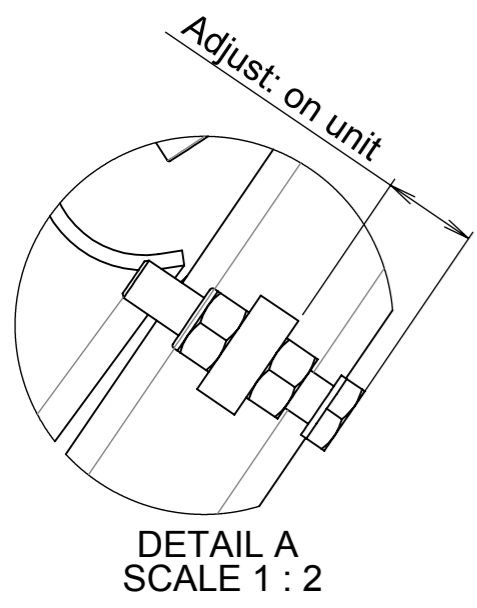
Standards		Material	Weight (kg)	General surface roughness Ra:	
Shape / position tol. ISO 1101			1190.1	✓	
Weld def. / symb. ISO 2553		Drawn By Veltman, A.	Date 2017-01-19		
Lin. / angle tol. -		Approved By Burg, H. van der	Date 2017-09-25		
Projection		This drawing is provided on a confidential basis subject to return on demand by GEESINKNORBA, which retains any and all rights associated with it and the article or articles it represents. Disclosure, reproduction or alteration of any part of this drawing; or manufacture, use or sale of the article or articles represented, is prohibited without the prior written authorization of: GEESINKNORBA. © GEESINKNORBA (unpublished).			Description
					<p align="center"><b>Instruction</b></p> <p align="center">Mounting safety support TG-N4 RH</p>
Derived from	Scale	Page	Format	Item number	Revision
5025818	1:5	1 OF 1	A3	<b>5041328</b>	-

Rev.	Change Note	Drawn	Date	Approve
-	-	Smit, Tessa	2019-07-16	Boer, J. de
<b>Descr.</b> -				

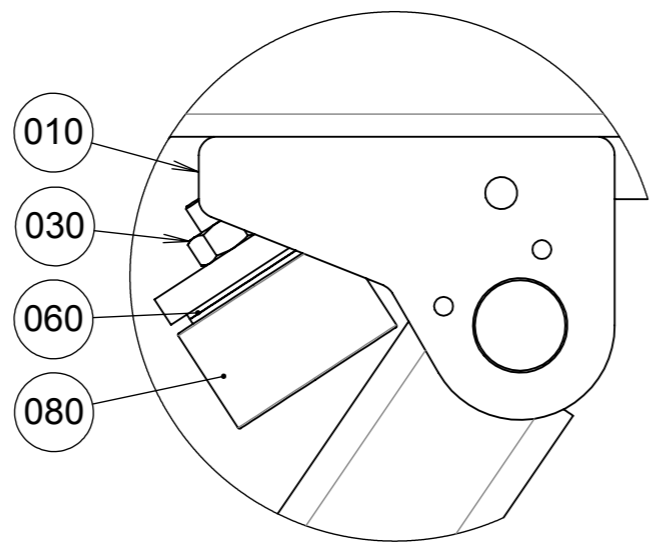


210	812059	Screw, hexagon head M12x60 ISO 4017	1
200	812012	Screw, hexagon head St 8.8 ISO 4017	2
190	811043	Nut, hexagon torque prevailing M10 ISO 10511	1
180	813046	Bolt, hexagon head M10x75 M10x75 ISO 4014	1
170	804111	Extension spring T32110	1
160	5011829	Latch for support, safety	1
150	235014	Pin ø25-110, BN 52211 17MnV6 / EN 10083	1
140	910040	Fork 12x24, DIN 71752 St DIN 71752	1
130	804145	Spring, extension Conical with loose eyes	1
120	910042	Pin St	1
110	81085-00	Skruv Screw	1
100	288830	Locking plate	1
090	816229	Threaded rod M12x90, DIN 975	1
080	401485	Buffer	1
070	809054	Washer, spring lock M6 steel DIN 127B	2
060	808007	Washer, mudwing repair M10x40	2
050	811044	Nut, hexagon torque prevailing M12 ISO 10511	1
040	811008	Nut, hexagon M12 DIN 934 St 8 ISO 4032	3
030	811007	Nut, hexagon DIN 934 M10 St 8 ISO 4032	2
020	5011821	Support, safety RL300 with hinge right	1
010	5041347	Instruction Weld. bracket safety supp. TG-N4 LH	1
Pos	Part/Item	Description	Qty

Standards		Material	Weight (kg)	General surface roughness Ra:
Shape / position tol. ISO 1101			1190.3	✓
Weld def. / symb. ISO 2553		Drawn	By Smit, Tessa	Date 2019-07-03
Lin. / angle tol. -		Approved	By Boer, J. de	Date 2019-07-16
Projection		This drawing is provided on a confidential basis subject to return on demand by GEESINKNORBA, which retains any and all rights associated with it and the article or articles it represents. Disclosure, reproduction or alteration of any part of this drawing; or manufacture, use or sale of the article or articles represented, is prohibited without the prior written authorization of: GEESINKNORBA. © GEESINKNORBA (unpublished).		Description
				<b>Instruction</b>
				Foldable safety support TG-N4 LH
Derived from	Scale	Page	Format	Item number
-	1:5	1 OF 1	A3	<b>5054914</b>
				Revision
				-

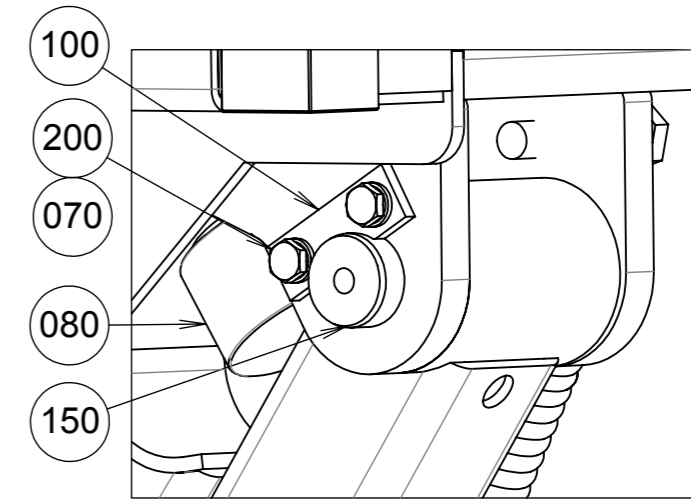
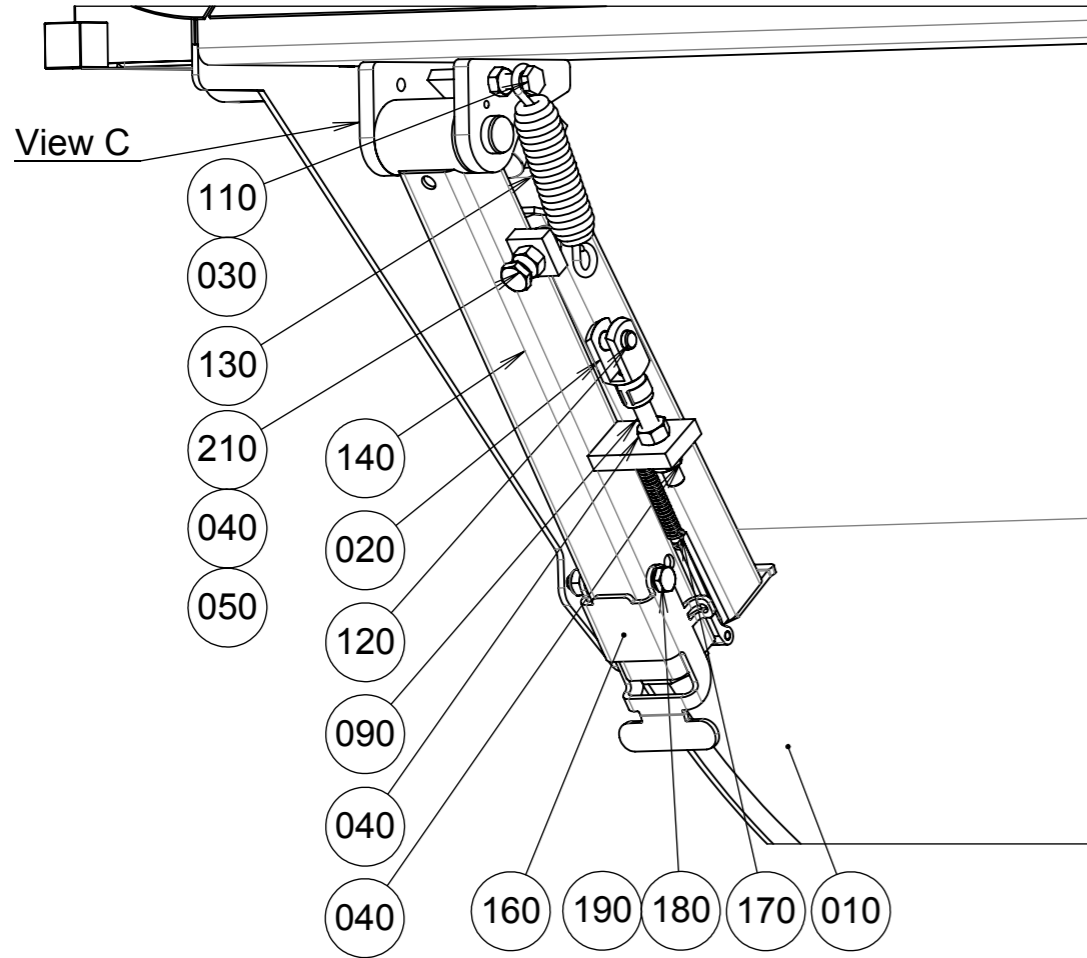


DETAIL A  
SCALE 1 : 2



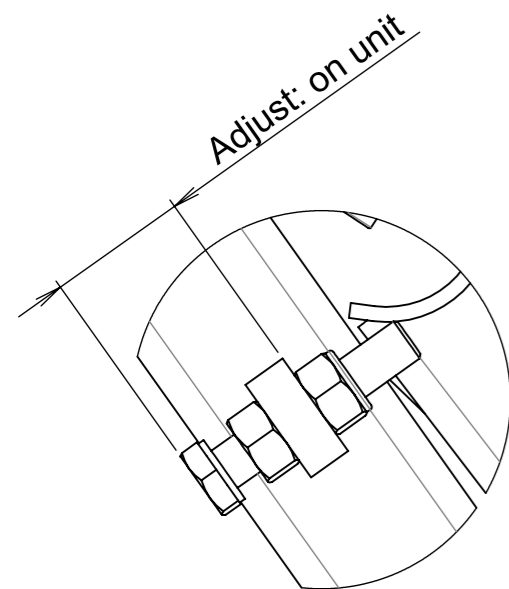
DETAIL B  
SCALE 1 : 2

Rev.	Change Note	Drawn	Date	Approve
-	-	Smit, Tessa	2019-07-16	Boer, J. de
Descr. -				

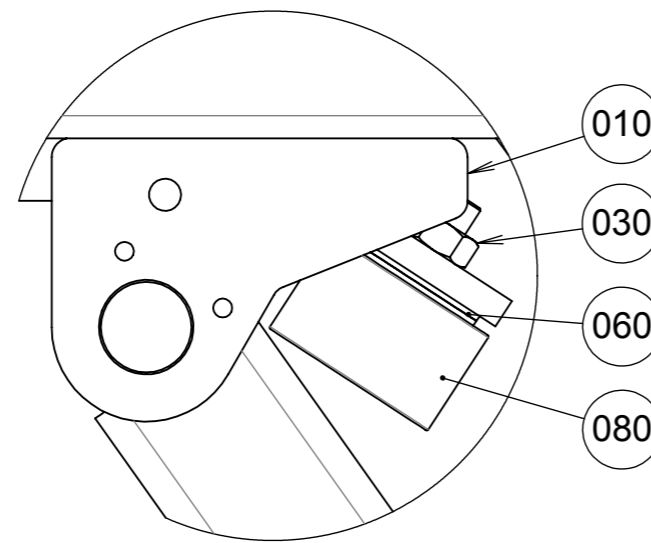


VIEW C  
SCALE 1 : 2

210	812059	Screw, hexagon head M12x60 ISO 4017	1
200	812012	Screw, hexagon head St 8.8 ISO 4017	2
190	811043	Nut, hexagon torque prevailing M10 ISO 10511	1
180	813046	Bolt, hexagon head M10x75 M10x75 ISO 4014	1
170	804111	Extension spring T32110	1
160	5011829	Latch for support, safety	1
150	235014	Pin ø25-110, BN 52211 17MnV6 / EN 10083	1
140	5011840	Support, safety RL300 with hinge left	1
130	804145	Spring, extension Conical with loose eyes	1
120	910042	Pin St	1
110	81085-00	Skruv Screw	1
100	288830	Locking plate	1
090	816229	Threaded rod M12x90, DIN 975	1
080	401485	Buffer	1
070	809054	Washer, spring lock M6 steel DIN 127B	2
060	808007	Washer, mudwing repair M10x40	2
050	811044	Nut, hexagon torque prevailing M12 ISO 10511	1
040	811008	Nut, hexagon M12 DIN 934 St 8 ISO 4032	3
030	811007	Nut, hexagon DIN 934 M10 St 8 ISO 4032	2
020	910040	Fork 12x24, DIN 71752 St DIN 71752	1
010	5041329	Instruction Weld. bracket safety supp. TG-N4 RH	1
Pos	Part/Item	Description	Qty



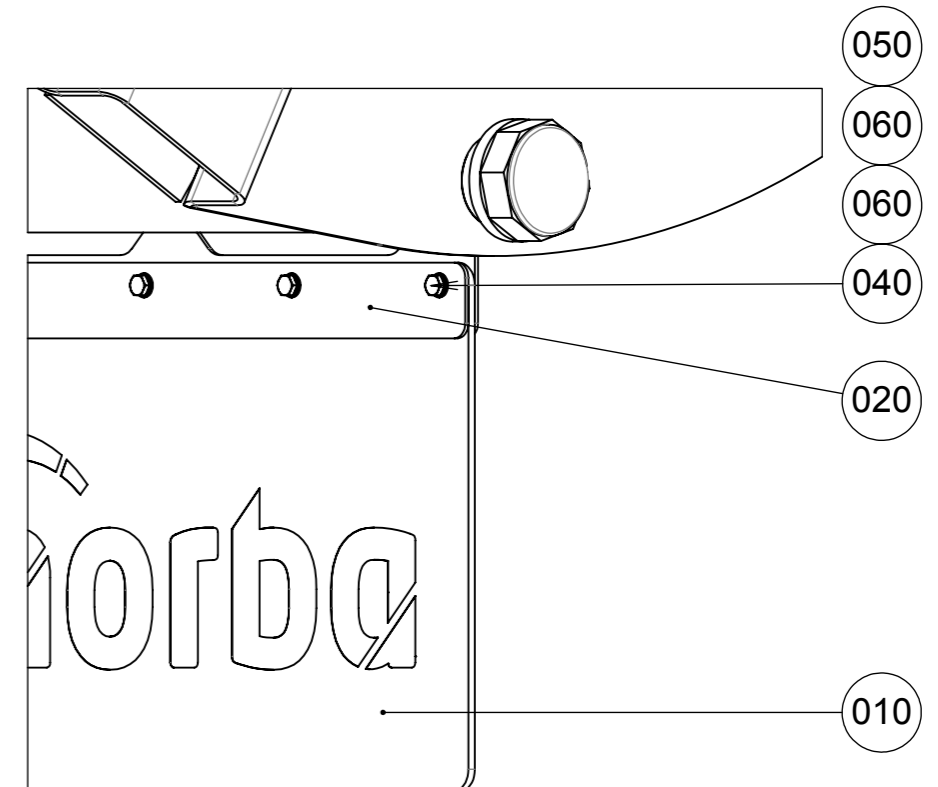
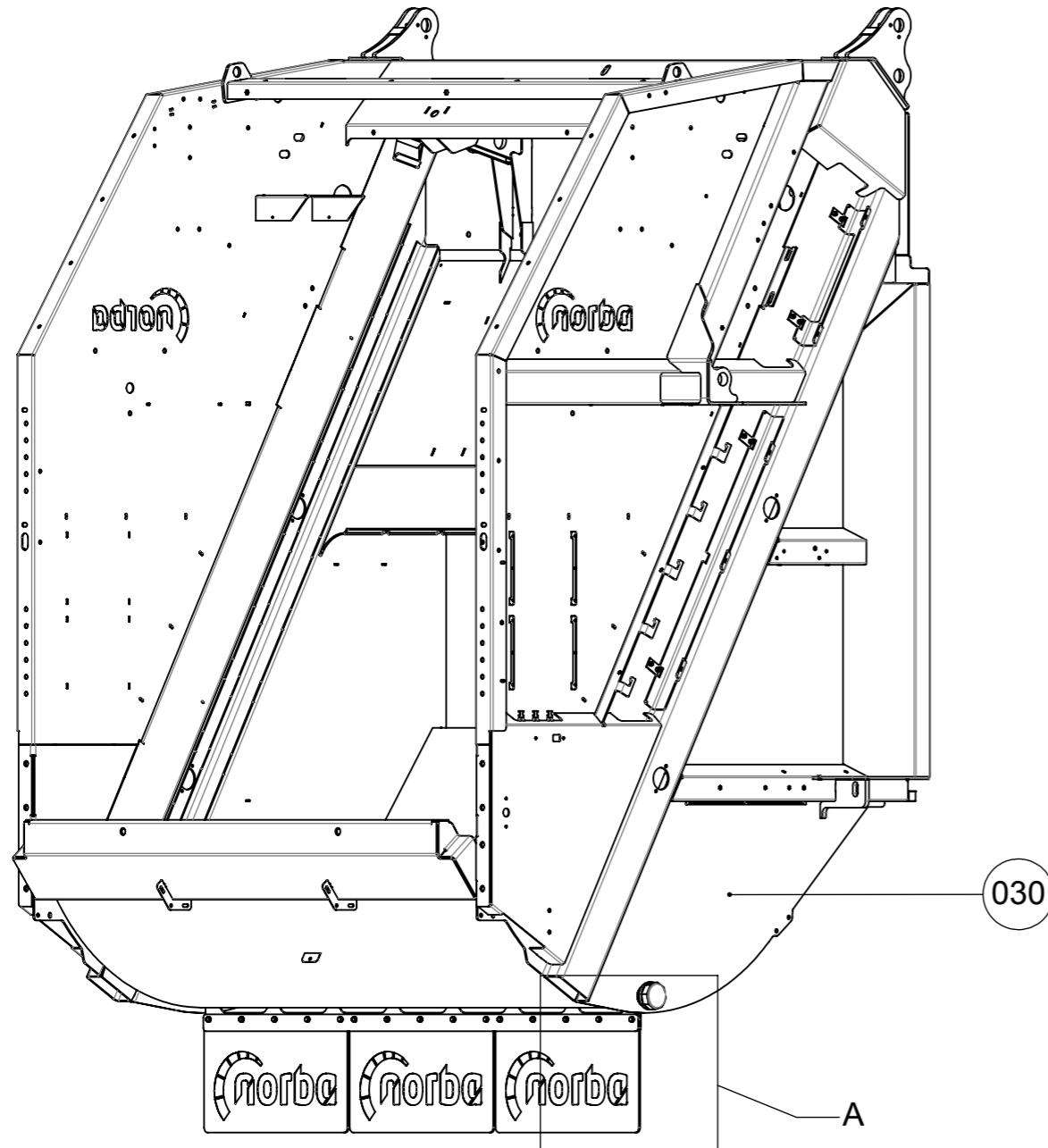
DETAIL A  
SCALE 1 : 2



DETAIL B  
SCALE 1 : 2

Standards		Material	Weight (kg)	General surface roughness Ra:
Shape / position tol. ISO 1101			1190.3	✓
Weld def. / symb. ISO 2553		Drawn	By Smit, Tessa	Date 2019-07-03
Lin. / angle tol. -		Approved	By Boer, J. de	Date 2019-07-16
Projection		This drawing is provided on a confidential basis subject to return on demand by GEESINKNORBA, which retains any and all rights associated with it and the article or articles it represents. Disclosure, reproduction or alteration of any part of this drawing; or manufacture, use or sale of the article or articles represented, is prohibited without the prior written authorization of: GEESINKNORBA. © GEESINKNORBA (unpublished).		Description
				<p align="center"><b>GEESINKNORBA</b></p> <p align="center"><b>Instruction</b></p> <p align="center">Foldable safety support TG-N4 RH</p>
Derived from	Scale	Page	Format	Item number
-	1:5	1 OF 1	A3	<b>5054915</b>
				Revision
				-

Rev.	Change Note	Drawn	Date	Approve
-	-	Pull ter Gunne, E.	2018-06-28	Leij, P. van de
<b>Descr.</b> -				

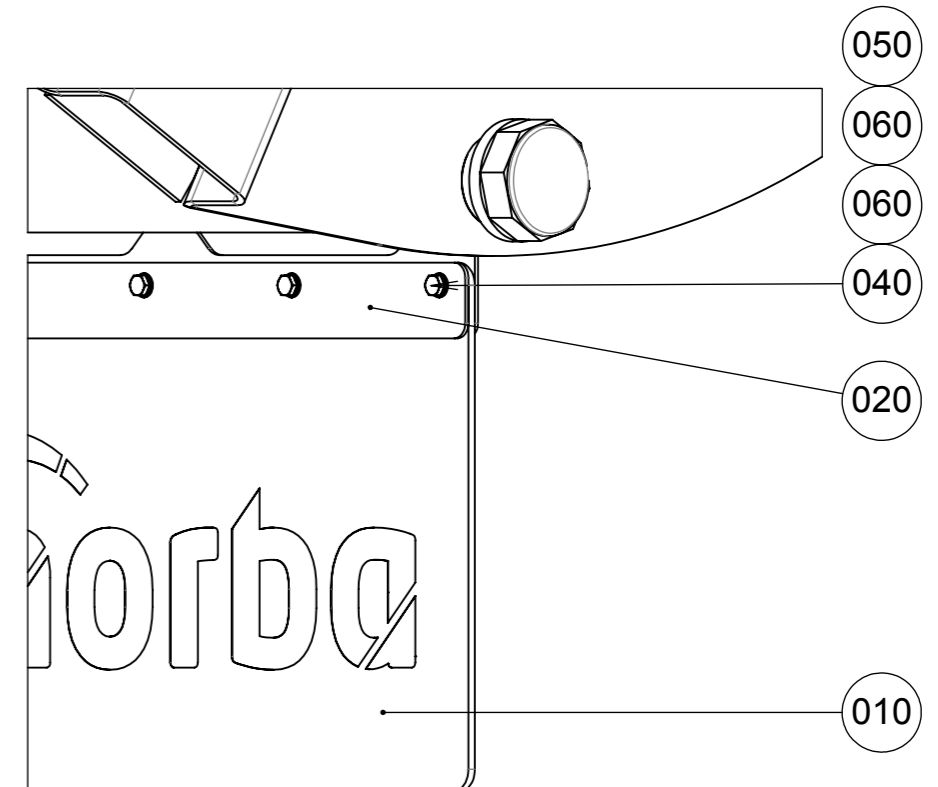
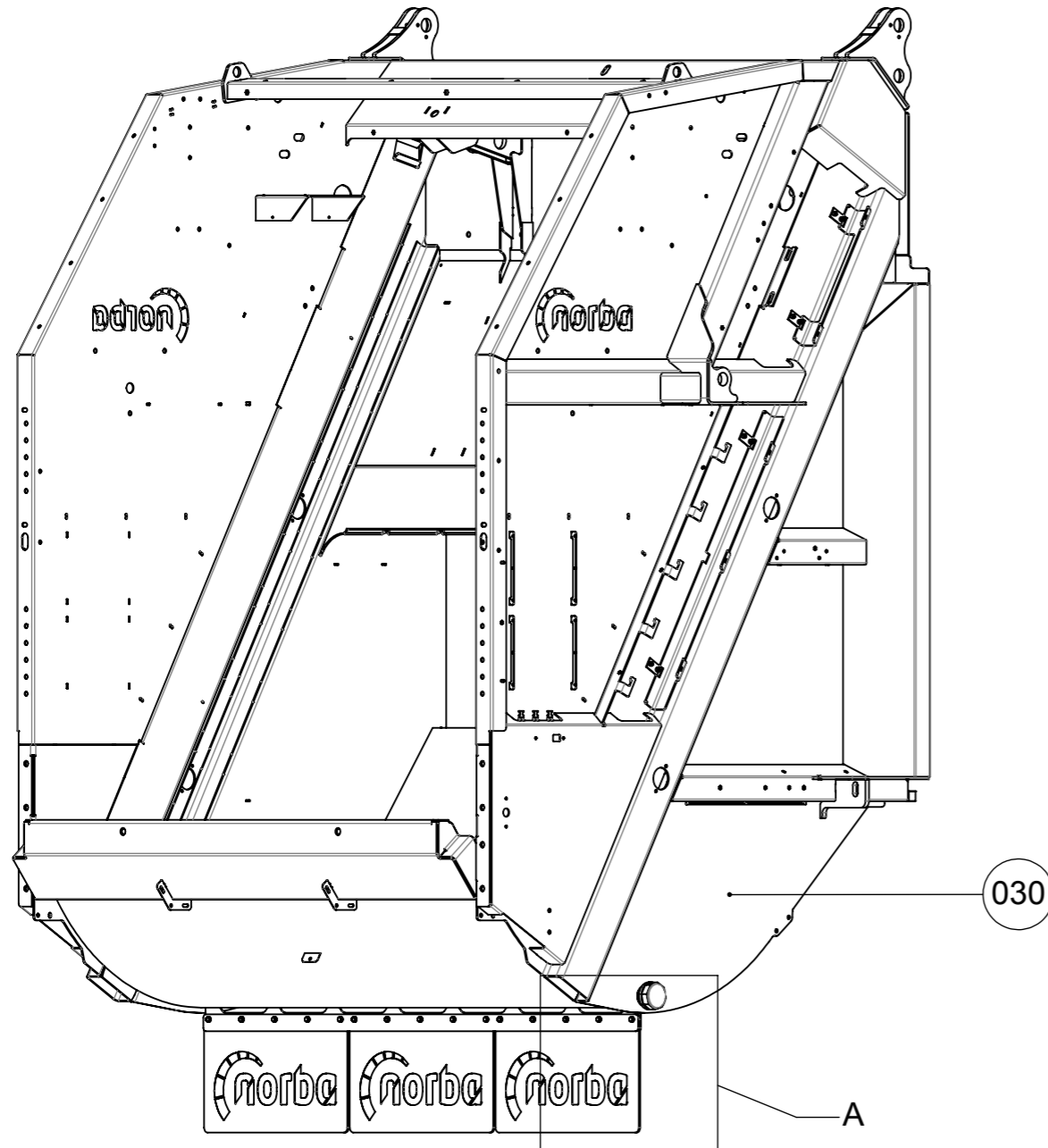


DETAIL A  
SCALE 1 : 5

Pos	Part/Item	Description	Qty
060	809024	Washer, plain normal chamfered M8 Steel ISO 7090	30
050	811042	Nut, hexagon torque prevailing M8 ISO 10511	15
040	812025	Screw, hexagon head M8 x 25 St 8.8 ISO 4017	15
030	5045613	Instruction Welding mudflap support to TG N	1
020	5045616	Flat bar	1
010	5046070	Mud flap Norba logo	3

Standards		Material		Weight (kg)	General surface roughness Ra:		
Shape / position tol. ISO 1101				1007.6	✓		
Weld def. / symb. ISO 2553		Drawn	By Pull ter Gunne, E.	Date 2018-01-29			
Lin. / angle tol.		Approved	By Leij, P. van de	Date 2018-06-28			
Projection		This drawing is provided on a confidential basis subject to return on demand by GEESINKNORBA, which retains any and all rights associated with it and the article or articles it represents. Disclosure, reproduction or alteration of any part of this drawing; or manufacture, use or sale of the article or articles represented, is prohibited without the prior written authorization of: GEESINKNORBA. © GEESINKNORBA (unpublished).				Description <b>Instruction</b> Mount. mud flap under hopper Narrow	
		Derived from	Scale	Page	Format	Item number	
		5045189	1:10	1 OF 1	A3	<b>5045615</b>	
						Revision	-

Rev.	Change Note	Drawn	Date	Approve
-	-	Pull ter Gunne, E.	2018-06-28	Leij, P. van de
<b>Descr.</b> -				

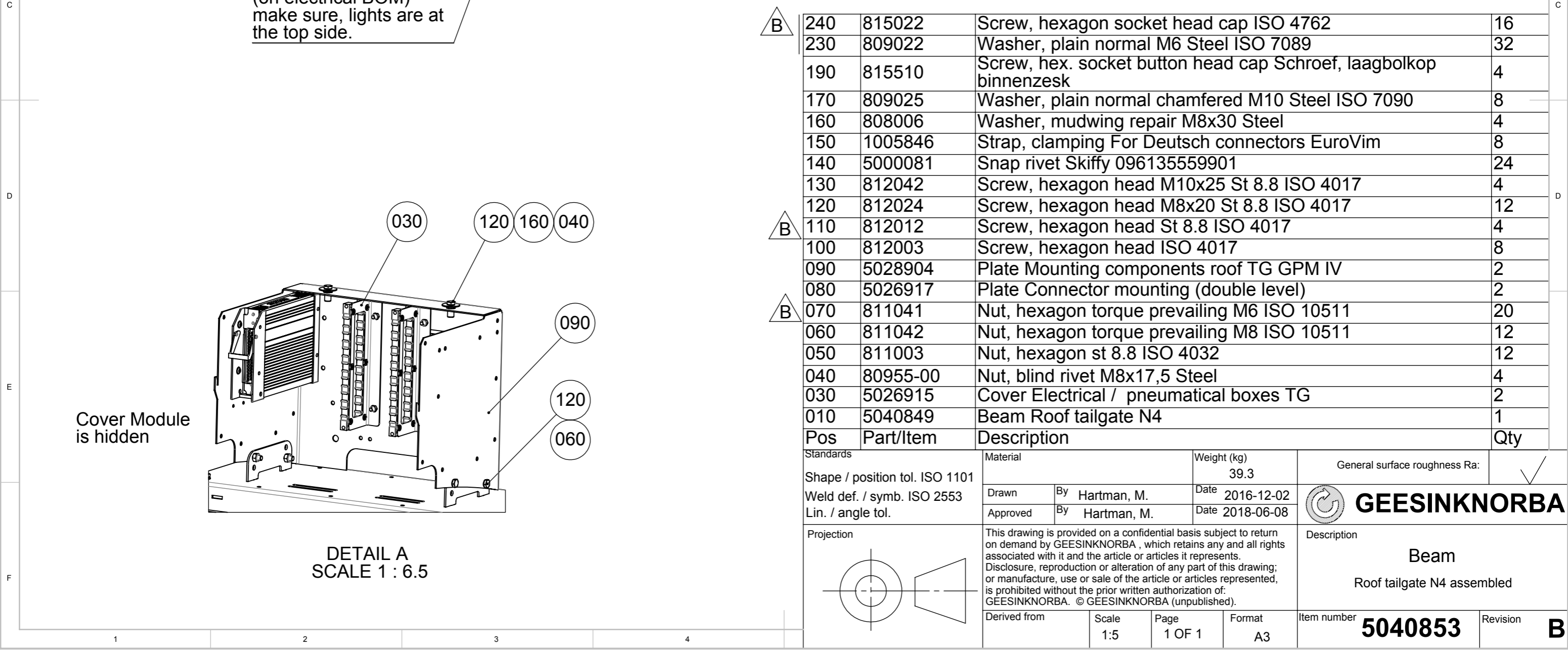
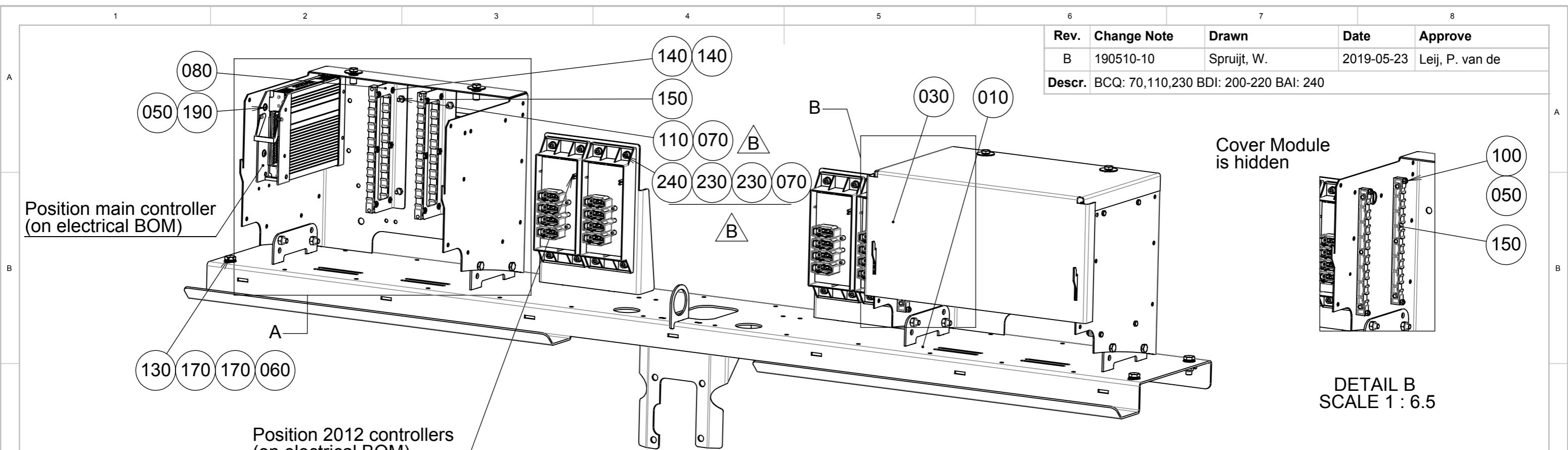


DETAIL A  
SCALE 1 : 5

Pos	Part/Item	Description	Qty
060	809024	Washer, plain normal chamfered M8 Steel ISO 7090	30
050	811042	Nut, hexagon torque prevailing M8 ISO 10511	15
040	812025	Screw, hexagon head M8 x 25 St 8.8 ISO 4017	15
030	5045613	Instruction Welding mudflap support to TG N	1
020	5045616	Flat bar	1
010	5046070	Mud flap Norba logo	3

Standards		Material		Weight (kg)		General surface roughness Ra:	
Shape / position tol. ISO 1101				1007.6		✓	
Weld def. / symb. ISO 2553		Drawn	By Pull ter Gunne, E.	Date	2018-01-29	<b>GEESINKNORBA</b>	
Lin. / angle tol.		Approved	By Leij, P. van de	Date	2018-06-28		
Projection						Description	
		<p>This drawing is provided on a confidential basis subject to return on demand by GEESINKNORBA, which retains any and all rights associated with it and the article or articles it represents. Disclosure, reproduction or alteration of any part of this drawing; or manufacture, use or sale of the article or articles represented, is prohibited without the prior written authorization of: GEESINKNORBA. © GEESINKNORBA (unpublished).</p>				<b>Instruction</b> Mount. mud flap under hopper Narrow	
		Derived from	Scale	Page	Format	Item number	Revision
		5045189	1:10	1 OF 1	A3	<b>5045615</b>	-

Rev.	Change Note	Drawn	Date	Approve
B	190510-10	Spruijt, W.	2019-05-23	Leij, P. van de
Descr. BCQ: 70,110,230 BDI: 200-220 BAI: 240				



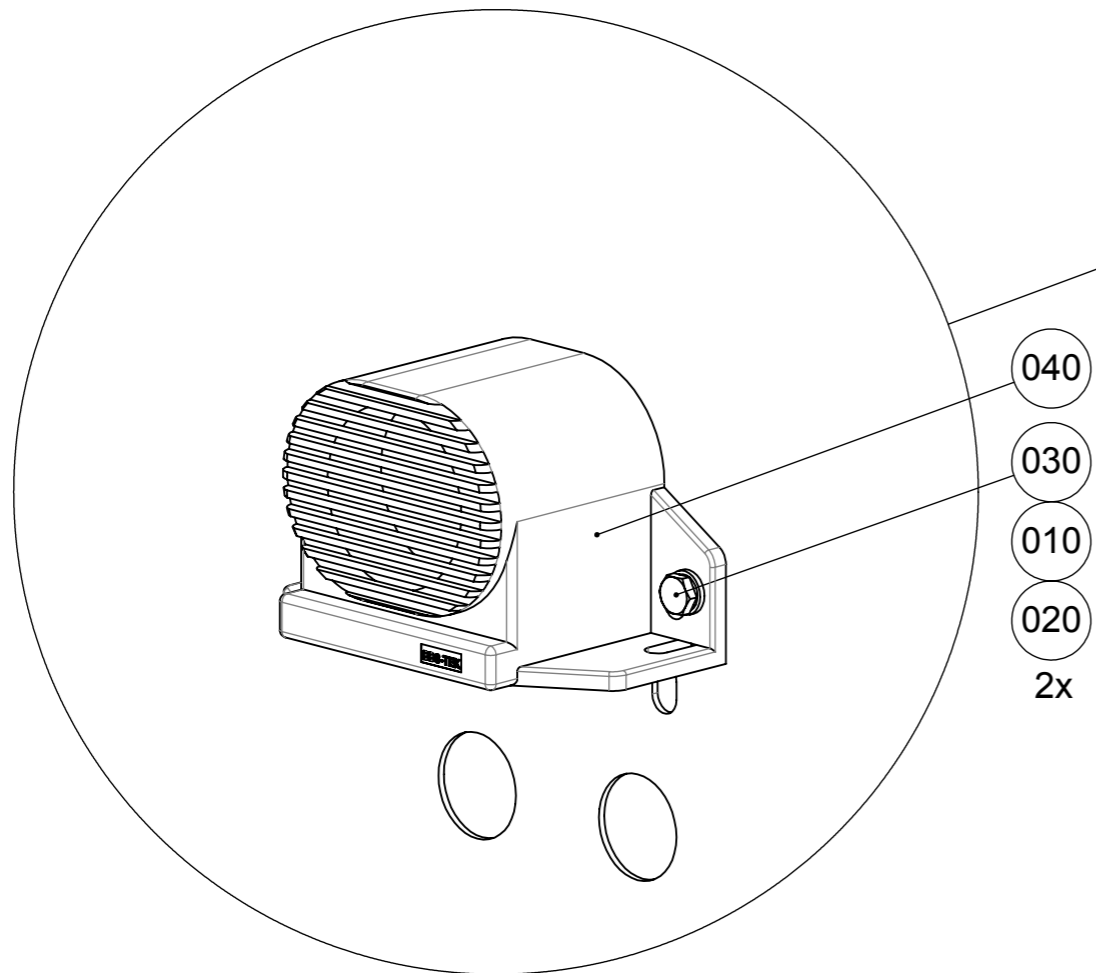
Pos	Part/Item	Description	Qty
B 240	815022	Screw, hexagon socket head cap ISO 4762	16
230	809022	Washer, plain normal M6 Steel ISO 7089	32
190	815510	Screw, hex. socket button head cap Schroef, laagbolkop binnenzesk	4
170	809025	Washer, plain normal chamfered M10 Steel ISO 7090	8
160	808006	Washer, mudwing repair M8x30 Steel	4
150	1005846	Strap, clamping For Deutsch connectors EuroVim	8
140	5000081	Snap rivet Skiffy 096135559901	24
130	812042	Screw, hexagon head M10x25 St 8.8 ISO 4017	4
120	812024	Screw, hexagon head M8x20 St 8.8 ISO 4017	12
B 110	812012	Screw, hexagon head St 8.8 ISO 4017	4
100	812003	Screw, hexagon head ISO 4017	8
090	5028904	Plate Mounting components roof TG GPM IV	2
080	5026917	Plate Connector mounting (double level)	2
B 070	811041	Nut, hexagon torque prevailing M6 ISO 10511	20
060	811042	Nut, hexagon torque prevailing M8 ISO 10511	12
050	811003	Nut, hexagon st 8.8 ISO 4032	12
040	80955-00	Nut, blind rivet M8x17,5 Steel	4
030	5026915	Cover Electrical / pneumatical boxes TG	2
010	5040849	Beam Roof tailgate N4	1

Standards		Material	Weight (kg)	General surface roughness Ra:	
Shape / position tol. ISO 1101			39.3	✓	
Weld def. / symb. ISO 2553		Drawn	By Hartman, M.	Date	2016-12-02
Lin. / angle tol.		Approved	By Hartman, M.	Date	2018-06-08
Projection		This drawing is provided on a confidential basis subject to return on demand by GEESINKNORBA, which retains any and all rights associated with it and the article or articles it represents. Disclosure, reproduction or alteration of any part of this drawing; or manufacture, use or sale of the article or articles represented, is prohibited without the prior written authorization of: GEESINKNORBA. © GEESINKNORBA (unpublished).			Description
		Derived from			Scale
		Page	Format	Item number	
		1:5	1 OF 1	A3	Revision
		5040853			B

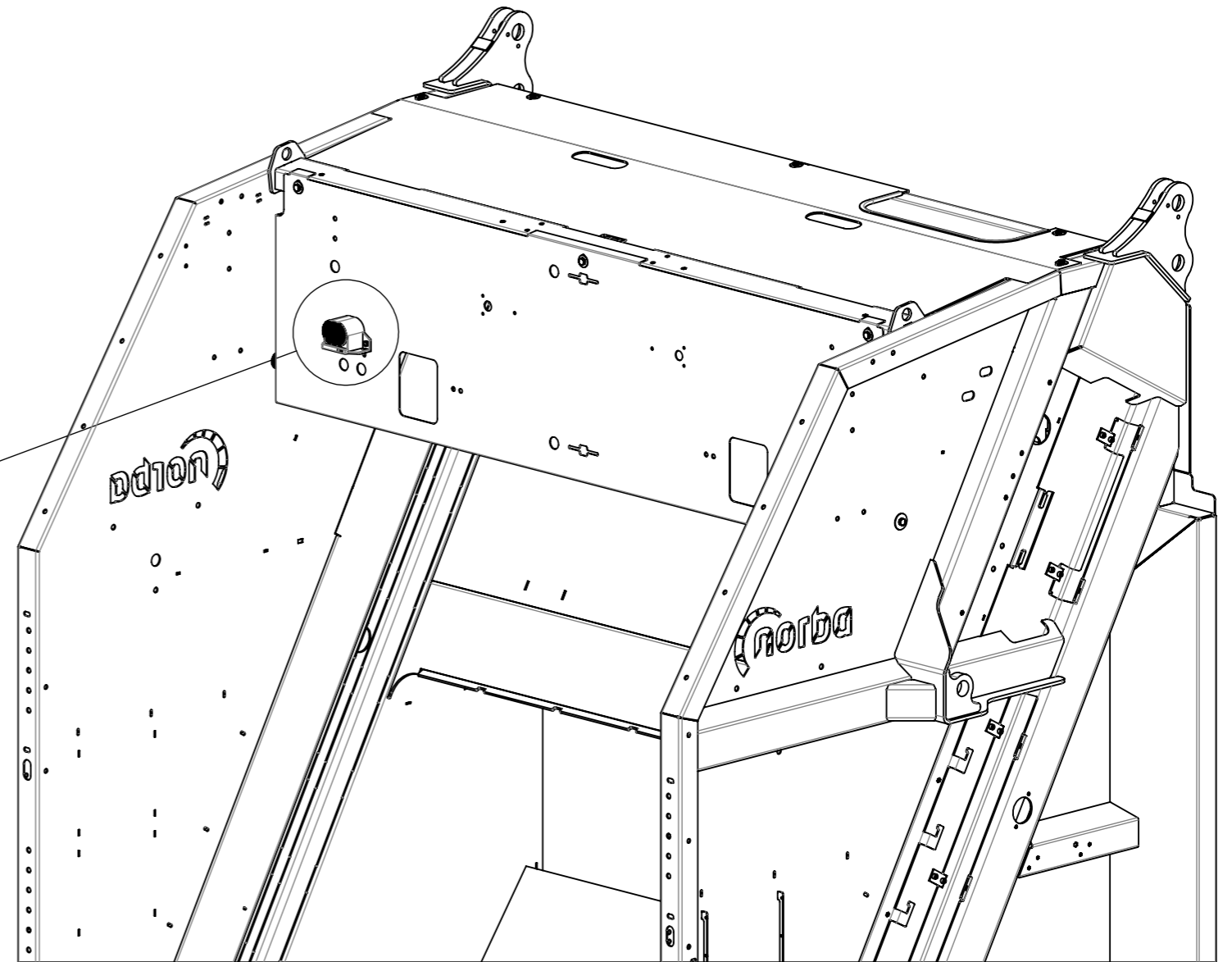


**Beam**  
Roof tailgate N4 assembled

Rev.	Change Note	Drawn	Date	Approve
-	-	Janssen, Nico	2018-07-24	Leij, P. van de
<b>Descr.</b> -				

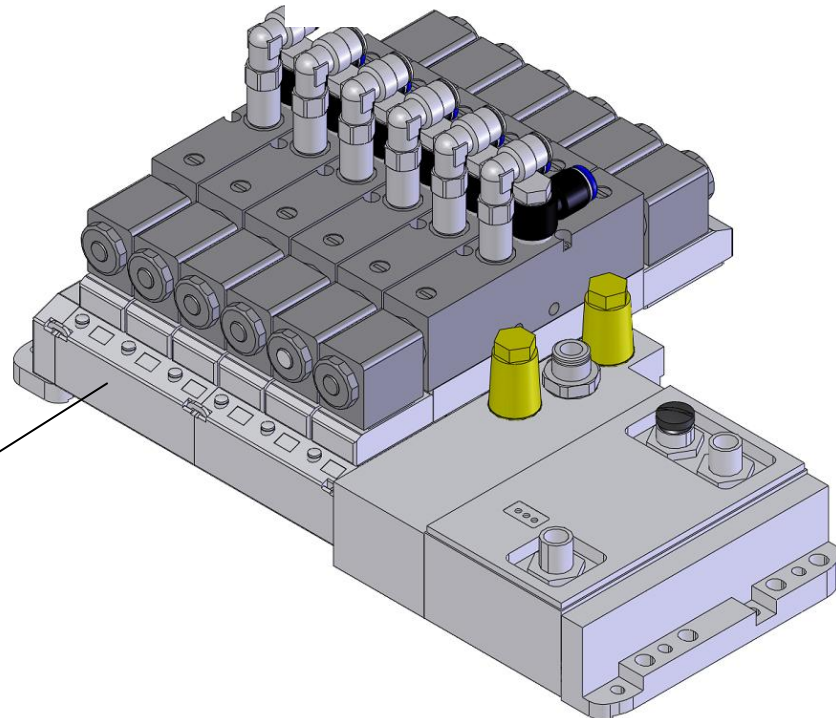
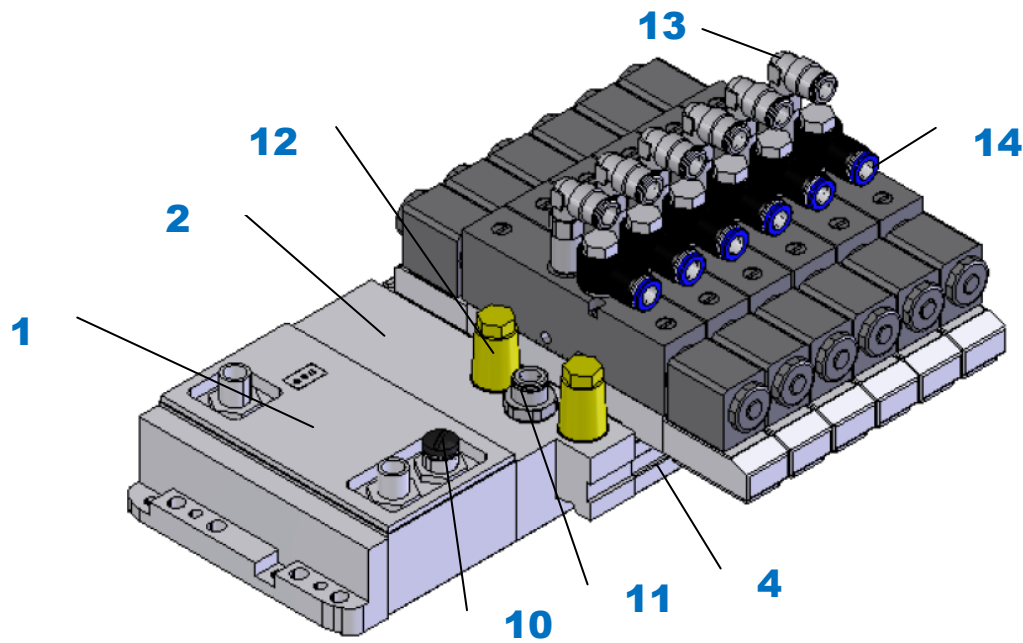


DETAIL A  
SCALE 1 : 2

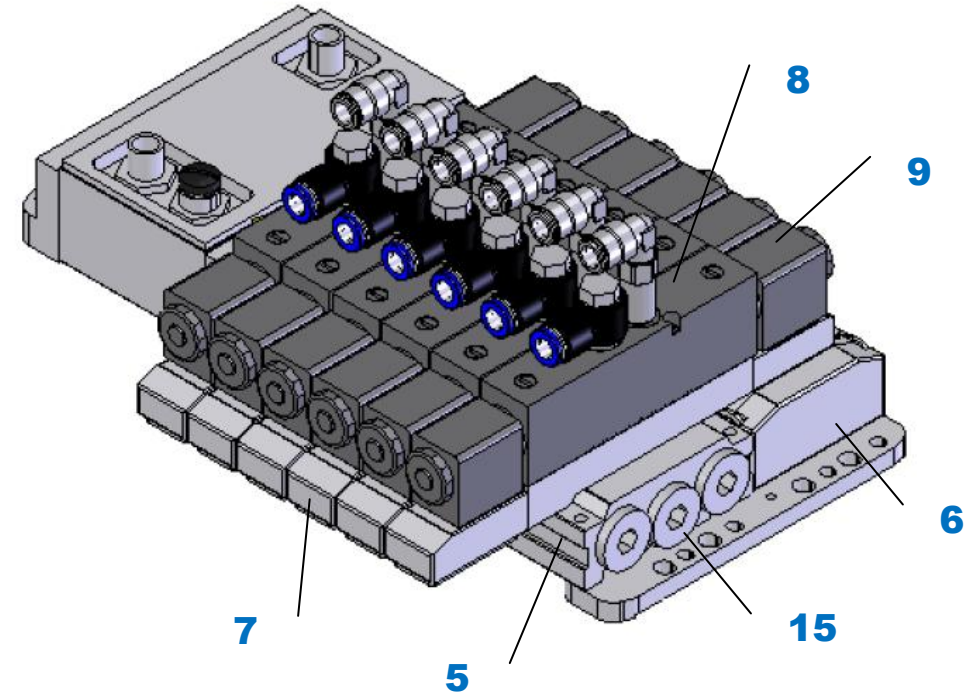


Pos	Part/Item	Description	Qty
040	5015588	Buzzer Reversing Alarm BBS-97	1
030	812014	Screw, hexagon head M6 x 25 St8.8 ISO 4017	2
020	811207	Nut, blind rivet M6 ALS4-610-6,6	2
010	809022	Washer, plain normal M6 Steel ISO 7089	2

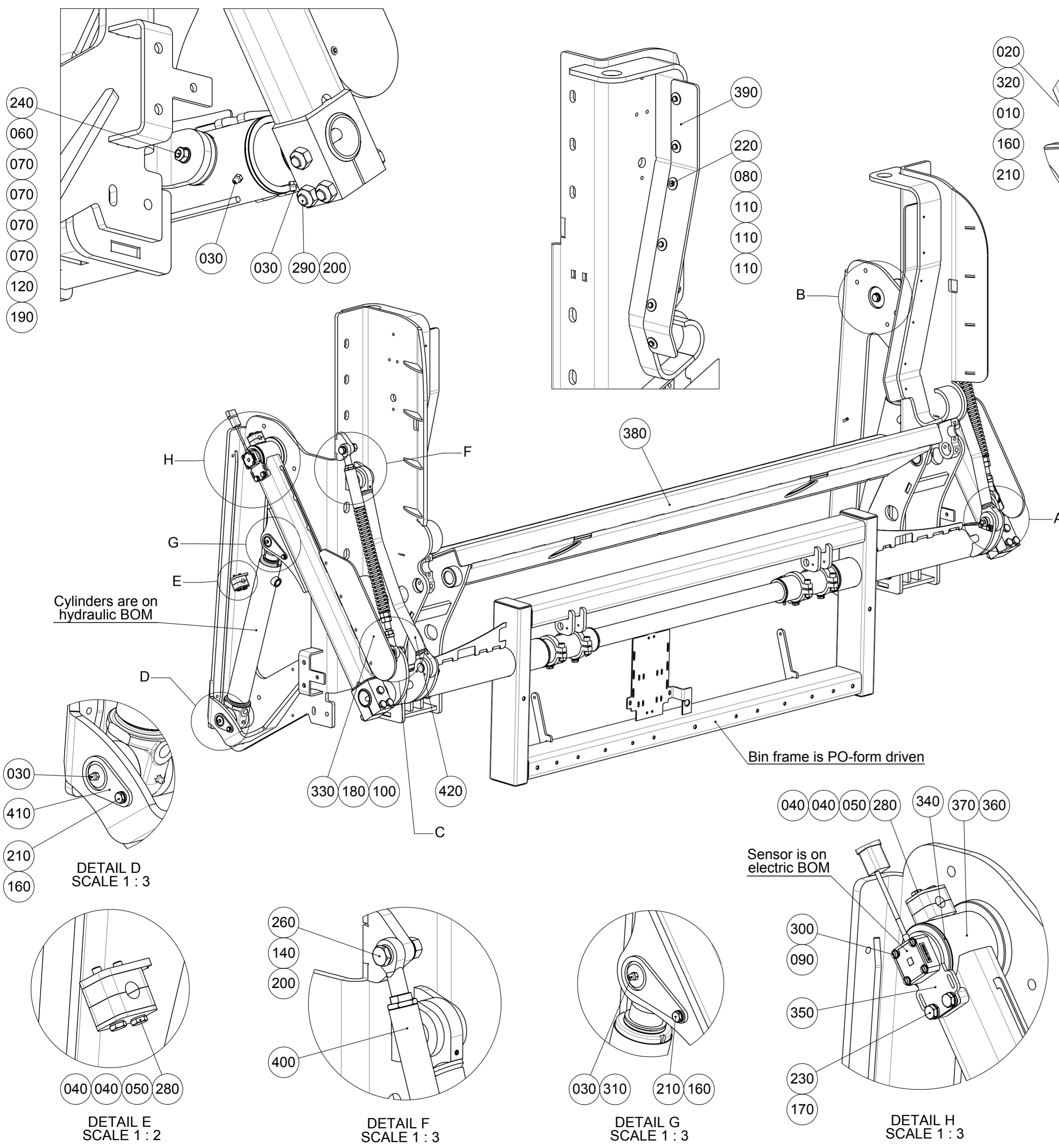
Standards		Material	Weight (kg)	General surface roughness Ra:	
Shape / position tol. ISO 1101			1094.0	✓	
Weld def. / symb. ISO 2553		Drawn By Janssen, Nico	Date 2018-07-24		
Lin. / angle tol. -		Approved By Leij, P. van de	Date 2018-07-24		
Projection		This drawing is provided on a confidential basis subject to return on demand by GEESINKNORBA, which retains any and all rights associated with it and the article or articles it represents. Disclosure, reproduction or alteration of any part of this drawing; or manufacture, use or sale of the article or articles represented, is prohibited without the prior written authorization of: GEESINKNORBA. © GEESINKNORBA (unpublished).			Description
		Derived from - Scale 1:15 Page 1 OF 1 Format A3			Instruction Mount. white sound alarm rev. N4
					Item number <b>5048592</b>



Pos.	Description	Code Camozzi	Geesink item
1	PN_Fieldbus module 3G8_CC2-0-0		P5500-5000
2	PN_Interface module (3G8)_ME-0018-DS		P5500-5001
3	PN_Electrical module bistable_3PAC-R-XI2		P5500-5002
3	PN_Electrical module bistable_3PAC-R-XI3		P5500-5011
4	PN_Intermediate pneumatic Module (3G8) - 2 positions_CNVL-3I2		P5500-5003
4	PN_Intermediate pneumatic Module (3G8) - 3 positions_CNVL-3I3		P5500-5004
5	PN_Initial/terminal pneumatic Module (3G8) - 2 positions_CNVL-3H2		P5500-5005
5	PN_Initial/terminal pneumatic Module (3G8) - 3 positions_CNVL-3H3		P5500-5006
6	PN_Rear cap (3G8)_3PAC-R-TP1		P5500-5007
7	PN_Interface module_3PAC-R-IF1 (3G8)		P5500-5008
8	PN_5/2 pneumatic valve bistable		P5500-5009
9	PN_coil U77		P5500-5010
10	Dust cap on CAN-bus pneumatic valve 3G8		5026412
11	PN_Coupler male stud G3/8"xø8		5026341
12	PN_Damper G3/8"		5026343
13	PN_High elbow G1/8"xø8		5026338
14	PN_banjo G1/8"xø8		582051
15	HY_blind plug G3/8"		506200
15	HY_blind plug G3/8"		506200
0	PN 2-section CAN-open valve 3G8 Complete		5028140
0	PN 3-section CAN-open valve 3G8 Complete		5028121
0	PN 4-section CAN-open valve 3G8 Complete		5028120
0	PN 5-section CAN-open valve 3G8 Complete		5028119
0	PN 6-section CAN-open valve 3G8 Complete		5026200



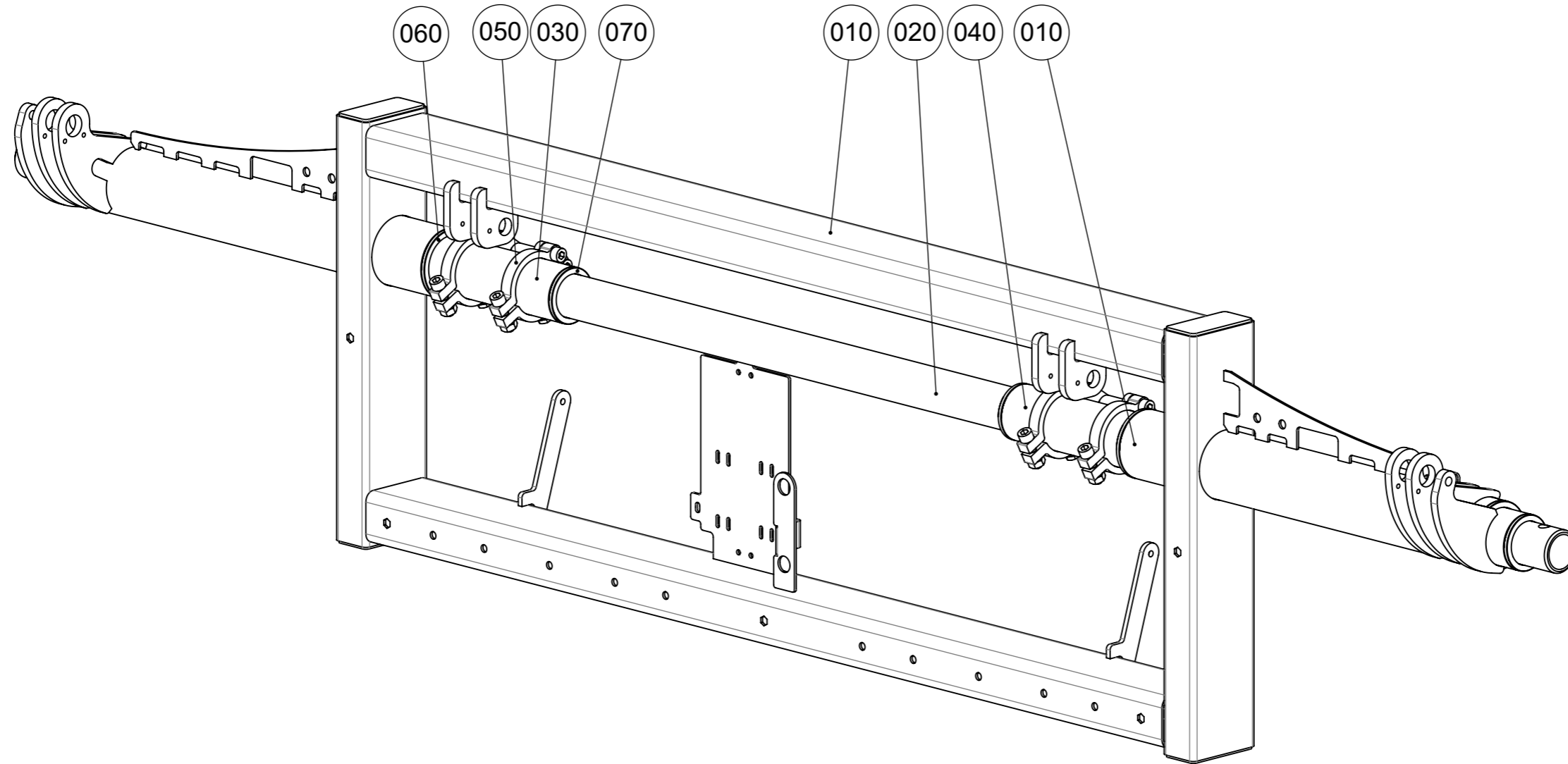
Rev.	Change Note	Drawn	Date	Approve
-	CN190124-2	Janssen, Nico	2019-04-05	Hartman, M.
<b>Descr.</b> New assembly				




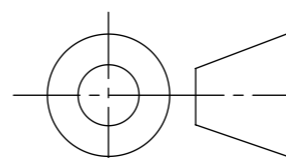
420	5053139	Pulling rod N4 LWS/L200	2
410	5053110	Shaft ø 30 mm L =102 mm short baseplate	2
400	5052788	Bin rim lock Pushing rod L=562 mm with buffer	2
390	5051491	Protection Rubber profile	2
380	5051475	Frame LWS lifting device	1
370	5048970	Lifting arm L200/LWS	2
360	5044827	Bearing SKF PWM 404860	2
350	5043243	Plate Sensor adjustment	1
340	5043242	Axle tub	2
330	5043216	Protection Lifting arm	2
320	5043205	Pin ø25-50	4
310	5034711	Shaft ø30 with locking plate	2
300	814043	Screw, slotted cheese head M4x20 RVS A2 ISO 1207	4
290	813063	Bolt, hexagon head M12x90 St 8.8 ISO 4014	6
280	813011	Bolt, hexagon head M6x40 M6x40 St 8.8 ISO 4014	4
270	812058	Screw, hexagon head M12x50 St 8.8 ISO 4017	2
260	812057	Screw, hexagon head M12x45 St 8.8 ISO 4017	2
250	812056	Screw, hexagon head M12x40 St 8.8 ISO 4017	2
240	812026	Screw, hexagon head St 8.8 ISO 4017	2
230	812023	Screw, hexagon head M8x16 St 8.8 ISO 4017	2
220	812012	Screw, hexagon head St 8.8 ISO 4017	12
210	812011	Screw, hexagon head M6x12 ISO 4017	12
200	811008	Nut, hexagon M12 DIN 934 St 8 ISO 4032	10
190	811006	Nut, hexagon M8 M8 St 8 ISO 4032	2
180	810032	Pop rivet ø5-18 RVS	8
170	809056	Washer, spring lock M8 M8 steel DIN 127B	2
160	809054	Washer, spring lock M6 steel DIN 127B	12
150	809034	Washer, plain normal M12 Steel ISO 7089	2
140	809026	Washer, plain normal chamfered M12 Steel ISO 7090	3
130	809025	Washer, plain normal chamfered M10 Steel ISO 7090	1
120	809024	Washer, plain normal chamfered M8 Steel ISO 7090	4
110	809022	Washer, plain normal M6 Steel ISO 7089	36
100	809011	Washer, plain normal M5 ISO 7089	8
090	809010	Washer, plain normal M4 ISO 7089	4
080	808803	Washer, mudwing repair M6x25 RVS A2	12
070	808006	Washer, mudwing repair M8x30 Steel	8
060	77560-00	Buffer ø55 Rubber	2
050	403200	Cover plate ø8 - ø12mm Steel	2
040	403004	Clamp block ø12 PP (Polypropeen)	4
030	301510	Grease nipple M6-180° DIN 71412/3858 M6 St DIN 71412	12
020	301504	Grease nipple G 1/8"-90° Steel DIN 71412	4
010	288830	Locking plate	4
Pos	Part/Item	Description	Qty

Standards		Material		Weight (kg)		General surface roughness Ra:	
Shape / position tol. ISO 1101				331.5		✓	
Weld def. / symb. ISO 2553		Drawn By Janssen, Nico		Date 2019-01-29		<b>GEESINKNORBA</b>	
Lin. / angle tol. -		Approved By Hartman, M.		Date 2019-04-05			
Projection		This drawing is provided on a confidential basis subject to return on demand by GEESINKNORBA, which retains any and all rights associated with it and the article or articles it represents. Disclosure, reproduction or alteration of any part of this drawing, or manufacture, use or sale of the article or articles represented, is prohibited without the prior written authorization of: GEESINKNORBA. © GEESINKNORBA (unpublished).		Description		Lifting device	
		Derived from		Scale 1:10		Page 1 OF 1	
				Format A2		Item number <b>5051481</b>	
						Revision	

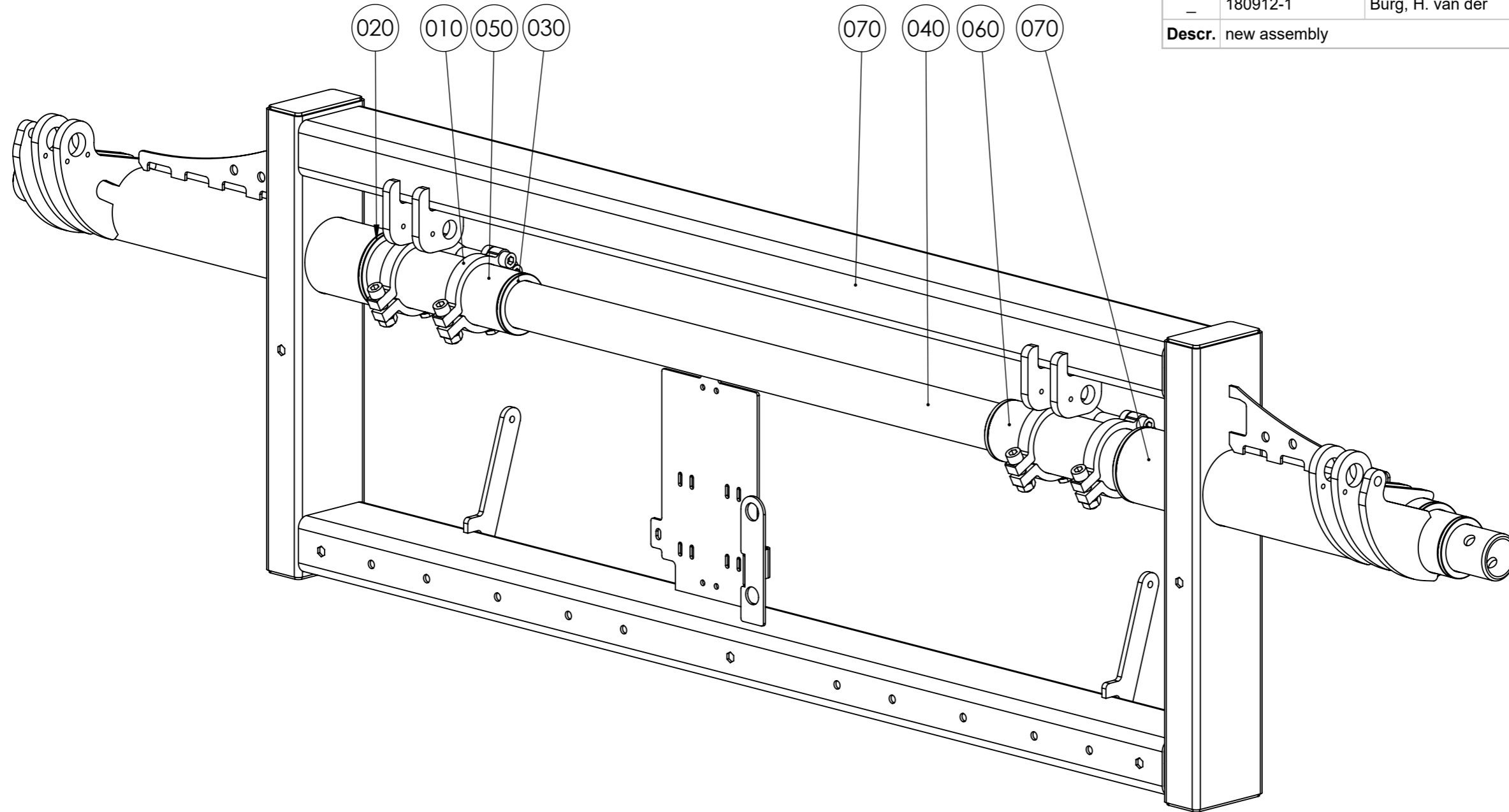
Rev.	Change Note	Drawn	Date	Approve
-	180912-1	Janssen, Nico	2020-02-28	Pull ter Gunne, E.
<b>Descr.</b> New assembly				



070	5048995	Bearing 50mm	4
060	5048992	Bearing 65mm	4
050	5048990	Locking device Bin rim lock N4	2
040	5048980	Tube Torsion tube N4 L200 RH xx25	1
030	5048978	Tube Torsion tube N4 L200 LH xx25	1
020	5048973	Tube	1
010	5048954	Lifting frame Basic steelconstruction	1
<b>Pos</b>	<b>Part/Item</b>	<b>Description</b>	<b>Qty</b>

Standards		Material	Weight (kg)	General surface roughness Ra:		
Shape / position tol. ISO 1101			70.30	✓		
Weld def. / symb. ISO 2553		Drawn	By Janssen, Nico	Date	2019-03-06	
Lin. / angle tol. -		Approved	By Janssen, Nico	Date	2019-03-25	
Projection		This drawing is provided on a confidential basis subject to return on demand by GEESINKNORBA, which retains any and all rights associated with it and the article or articles it represents. Disclosure, reproduction or alteration of any part of this drawing; or manufacture, use or sale of the article or articles represented, is prohibited without the prior written authorization of: GEESINKNORBA. © GEESINKNORBA (unpublished).			 <b>GEESINKNORBA</b> Description <b>Lifting frame</b> N4 L200 with torsion tube	
		Derived from	Scale	Page		Format
		-	1:5	1 OF 1	A3	Item number <b>5048975</b>
					Revision	-

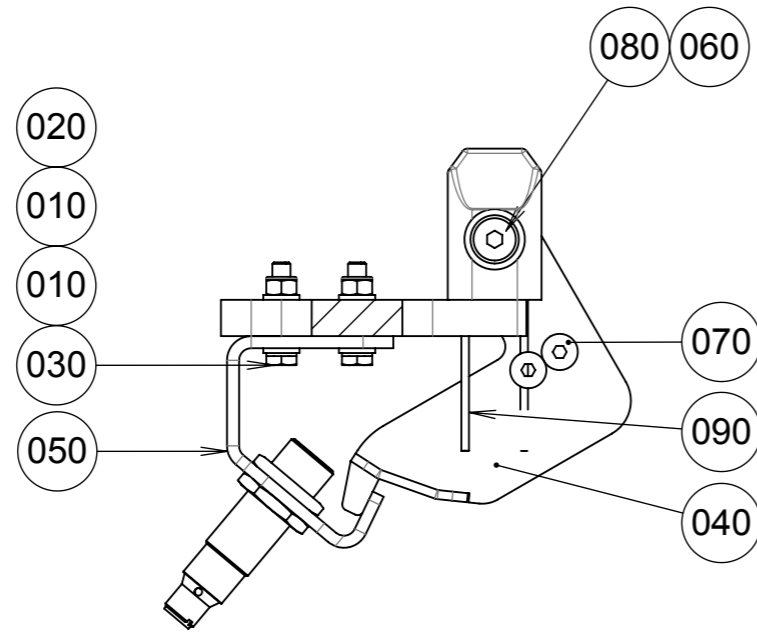
Rev.	Change Note	Drawn	Date	Approve
-	180912-1	Burg, H. van der	2020-02-28	Pull ter Gunne, E.
<b>Descr.</b> new assembly				



070	5050252	Lifting frame Basic steelconstruction xx22	1
060	5050245	Tube Torsion tube N4 L200 RH xx22	1
050	5050244	Tube Torsion tube N4 L200 LH xx22	1
040	5050241	Tube	1
030	5048995	Bearing	4
020	5048992	Bearing	4
010	5048990	Locking device Bin rim lock N4	2
Pos	Part/Item	Description	Qty

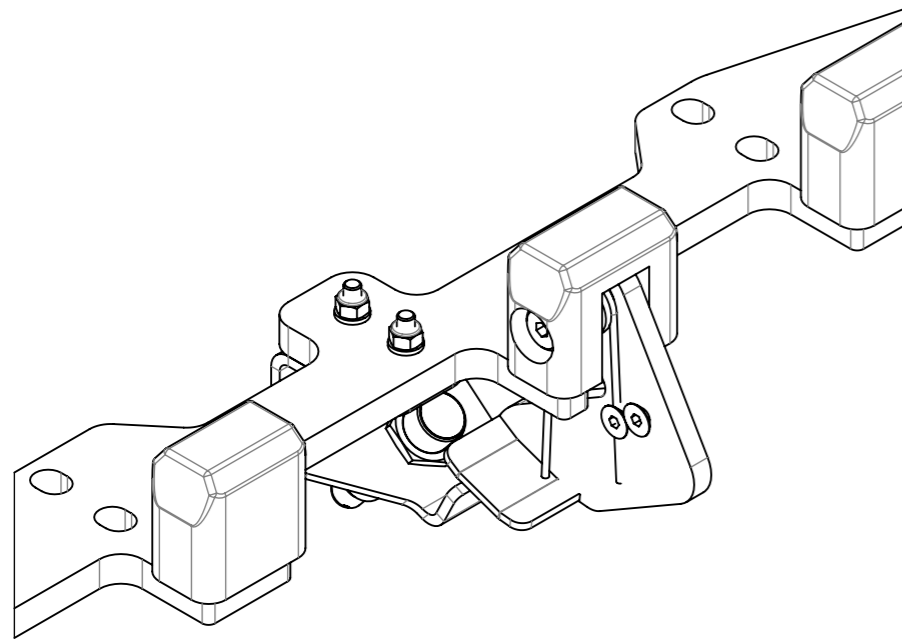
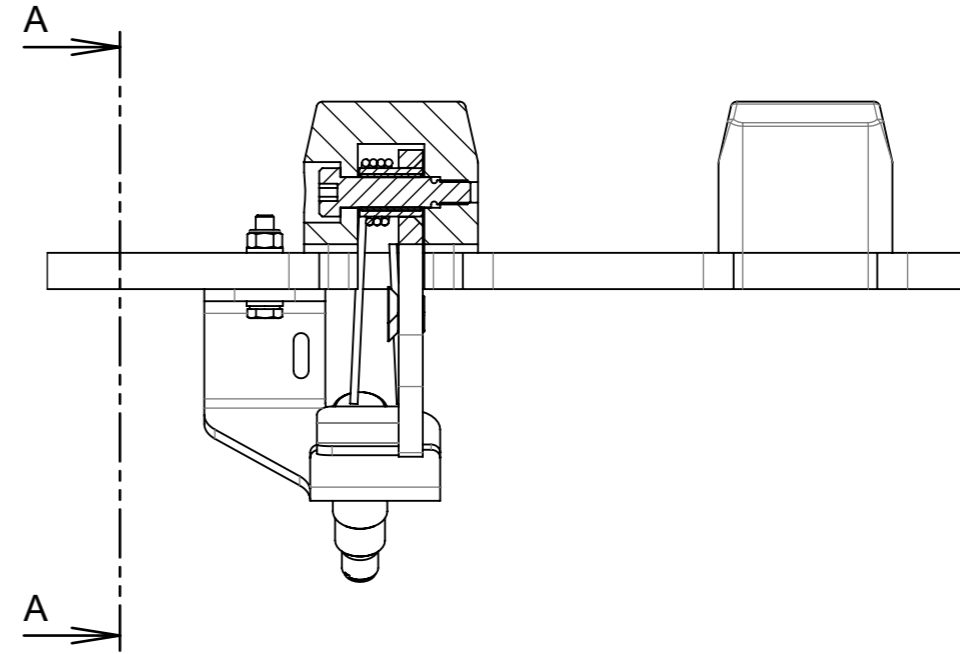
Standards		Material	Weight (kg)	General surface roughness Ra:			
Shape / position tol. ISO 1101			63.98	✓			
Weld def. / symb. ISO 2553		Drawn	By Spruijt, W.	Date 2018-11-06			
Lin. / angle tol. -		Approved	By Hartman, M.	Date 2019-05-01			
Projection		This drawing is provided on a confidential basis subject to return on demand by GEESINKNORBA, which retains any and all rights associated with it and the article or articles it represents. Disclosure, reproduction or alteration of any part of this drawing; or manufacture, use or sale of the article or articles represented, is prohibited without the prior written authorization of: GEESINKNORBA. © GEESINKNORBA (unpublished).					
		<p style="text-align: center;"><b>GEESINKNORBA</b></p> <p style="text-align: center;">Description</p> <p style="text-align: center;"><b>Lifting frame</b></p> <p style="text-align: center;">N4 L200 xx22 torsion tube</p>					
					Derived from	Scale	Page
		5048975	1:5	1 OF 1	A3	<b>5050265</b>	-

Rev.	Change Note	Drawn	Date	Approve
-	CN-190111-6	Pull ter Gunne, E.	2019-04-25	Hartman, M.
<b>Descr.</b> New assembly				



Sensor 5041806  
Cable 1005860

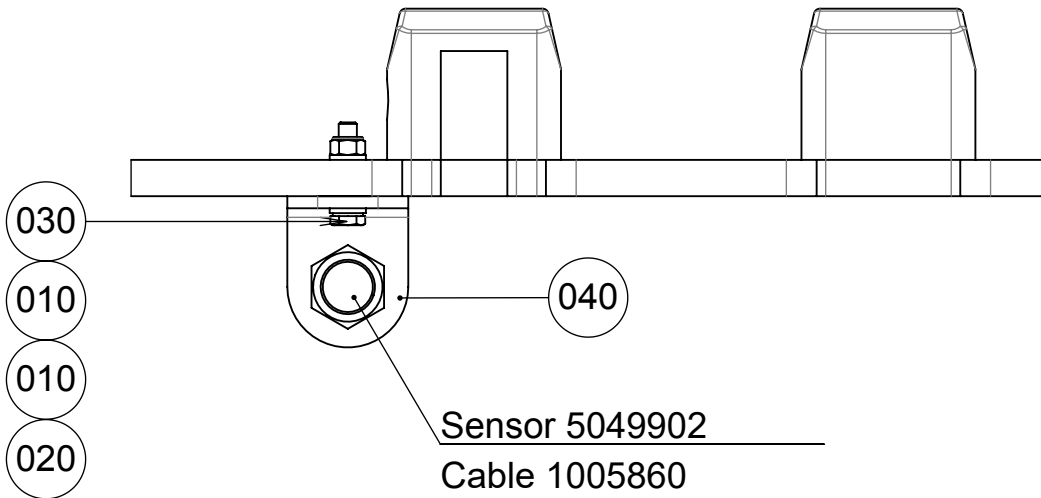
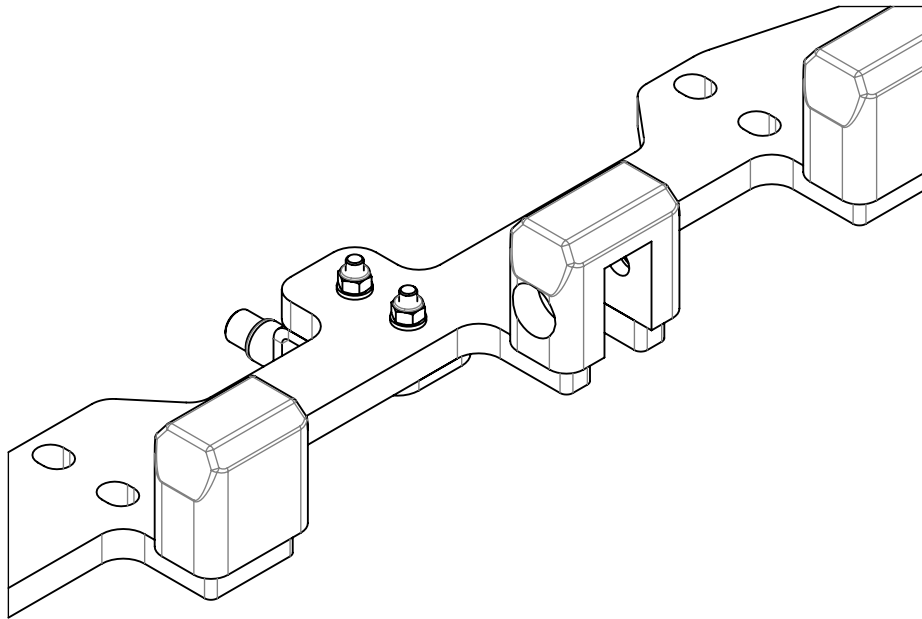
SECTION A-A




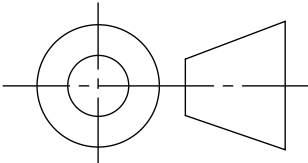
090	85664-00	Spring SF-VFR7174	1
080	84921-00	Bolt, hexagon head M8 ISO 7379	1
070	84915-00	Screw, hex. socket countersunk Zinc Plated Mf6S 6 X 12 ISO 4017	2
060	5053678	Bearing, bush PCM 101220 E (ø10xø12x20)	1
050	5053677	Support Sensor	1
040	5053676	Lever Start lever	1
030	5042135	Bolt, hexagon head M6x30	2
020	811041	Nut, hexagon torque prevailing M6 ISO 10511	2
010	809022	Washer, plain normal M6 Steel ISO 7089	4
<b>Pos</b>	<b>Part/Item</b>	<b>Description</b>	<b>Qty</b>

Standards		Material	Weight (kg)	General surface roughness Ra:		
Shape / position tol. ISO 1101			12.4	✓		
Weld def. / symb. ISO 2553		Drawn	By Pull ter Gunne, E.	Date	2019-04-15	
Lin. / angle tol. -		Approved	By Hartman, M.	Date	2019-04-25	
Projection		This drawing is provided on a confidential basis subject to return on demand by GEESINKNORBA, which retains any and all rights associated with it and the article or articles it represents. Disclosure, reproduction or alteration of any part of this drawing; or manufacture, use or sale of the article or articles represented, is prohibited without the prior written authorization of: GEESINKNORBA. © GEESINKNORBA (unpublished).			 <b>GEESINKNORBA</b> Description <b>Instruction</b> Start lever mounted	
		Derived from	Scale	Page		Format
		-	1:2.5	1 OF 1	A3	Item number <b>5053679</b> Revision

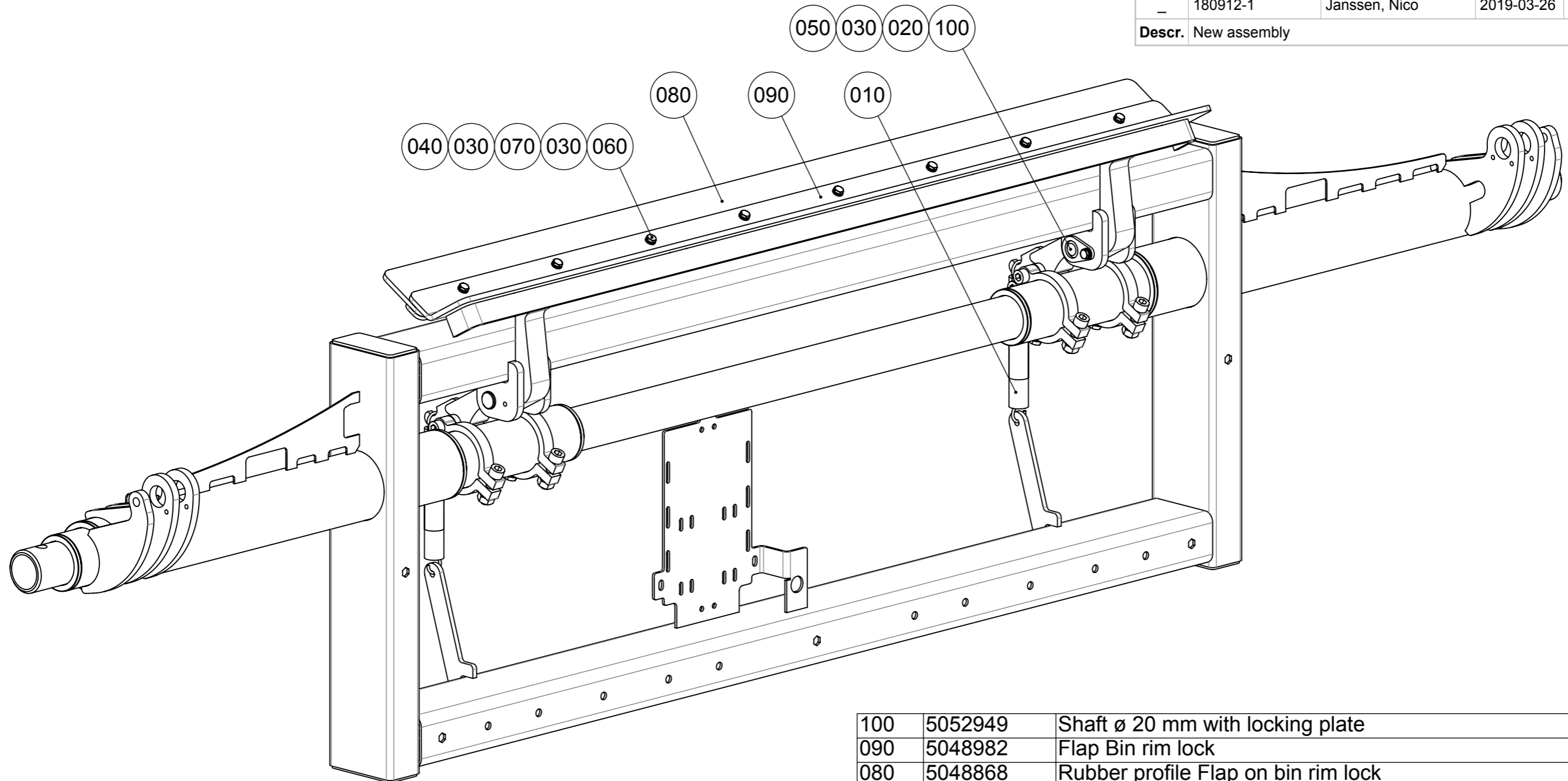
Rev.	Change Note	Drawn	Date	Approve
-	CN-190111-6	Pull ter Gunne, E.	2019-04-24	Hartman, M.
<b>Descr.</b>		New assembly		




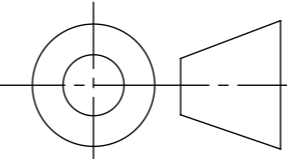
040	5050637	Plate Sensor M18	1
030	5042135	Bolt, hexagon head M6x30	2
020	811041	Nut, hexagon torque prevailing M6 ISO 10511	2
010	809022	Washer, plain normal M6 Steel ISO 7089	4
Pos	Part/Item	Description	Qty

Standards	Material	Weight (kg)	General surface roughness Ra:	- / ✓
Shape / position tol. ISO 1101		12.0		
Weld def. / symb. ISO 2553	Drawn	By Pull ter Gunne, E.	Date 2019-04-15	 <b>GEESINKNORBA</b>
Lin. / angle tol. -	Approved	By Hartman, M.	Date 2019-04-24	
Projection	This drawing is provided on a confidential basis subject to return on demand by GEESINKNORBA, which retains any and all rights associated with it and the article or articles it represents. Disclosure, reproduction or alteration of any part of this drawing; or manufacture, use or sale of the article or articles represented, is prohibited without the prior written authorization of: GEESINKNORBA. © GEESINKNORBA (unpublished).			Description
				<b>Instruction</b> Ultrasonic start sensor mounted
Derived from	Scale	Page	Format	Item number
-	1:2.5	1 OF 1	A4	<b>5053671</b>
				Revision
				-

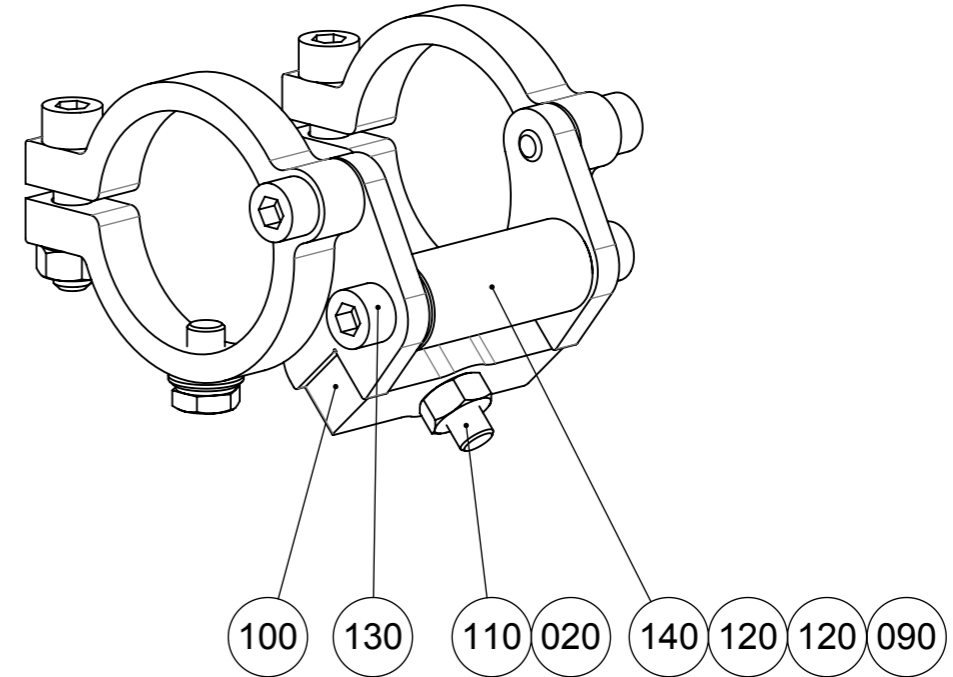
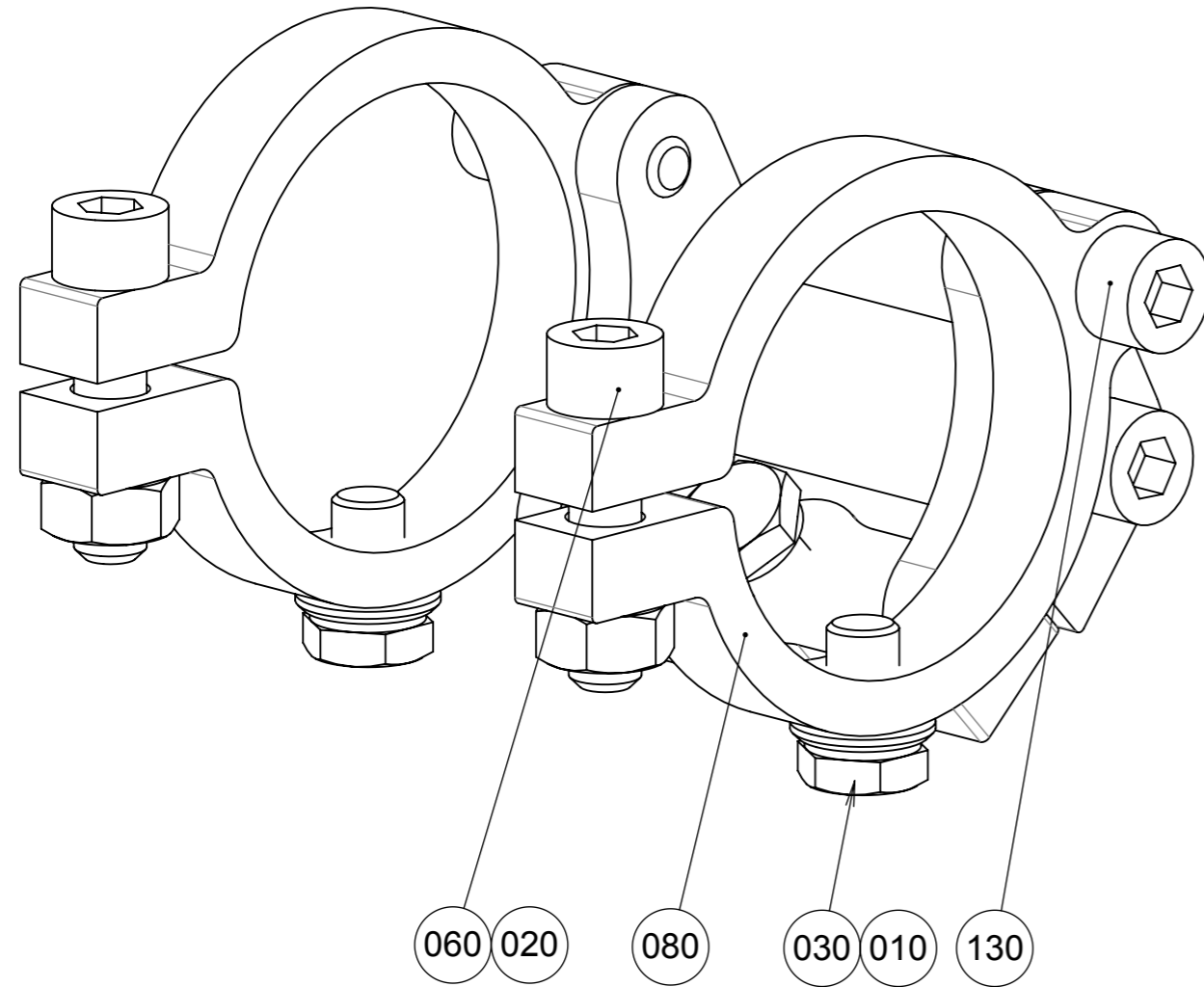
Rev.	Change Note	Drawn	Date	Approve
-	180912-1	Janssen, Nico	2019-03-26	Hartman, M.
<b>Descr.</b> New assembly				



100	5052949	Shaft $\varnothing$ 20 mm with locking plate	2
090	5048982	Flap Bin rim lock	1
080	5048868	Rubber profile Flap on bin rim lock	1
070	5045123	Flat bar	1
060	813009	Bolt, hexagon head M6x30 St 8.8 ISO 4014	8
050	812012	Screw, hexagon head St 8.8 ISO 4017	2
040	811041	Nut, hexagon torque prevailing M6 ISO 10511	8
030	809022	Washer, plain normal M6 Steel ISO 7089	18
020	308005	Bearing 202330	2
010	07341-1	Spring	2
<b>Pos</b>	<b>Part/Item</b>	<b>Description</b>	<b>Qty</b>


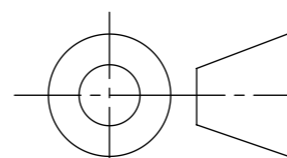
Standards		Material	Weight (kg)	General surface roughness Ra:		
Shape / position tol. ISO 1101			83.1	✓		
Weld def. / symb. ISO 2553		Drawn	By Janssen, Nico	Date	2018-09-11	
Lin. / angle tol.		Approved	By Hartman, M.	Date	2019-03-26	
Projection		This drawing is provided on a confidential basis subject to return on demand by GEESINKNORBA, which retains any and all rights associated with it and the article or articles it represents. Disclosure, reproduction or alteration of any part of this drawing; or manufacture, use or sale of the article or articles represented, is prohibited without the prior written authorization of: GEESINKNORBA. © GEESINKNORBA (unpublished).			 <b>GEESINKNORBA</b> Description Bin rim lock N4	
		Derived from	Scale	Page		Format
			1:5	1 OF 1	A3	Item number <b>5048981</b> Revision

Rev.	Change Note	Drawn	Date	Approve
A	180912-1	Janssen, Nico	2019-03-25	Hartman, M.
<b>Descr.</b> BDI:40,50,70 BAI:110-140 CHG:80,90,100				

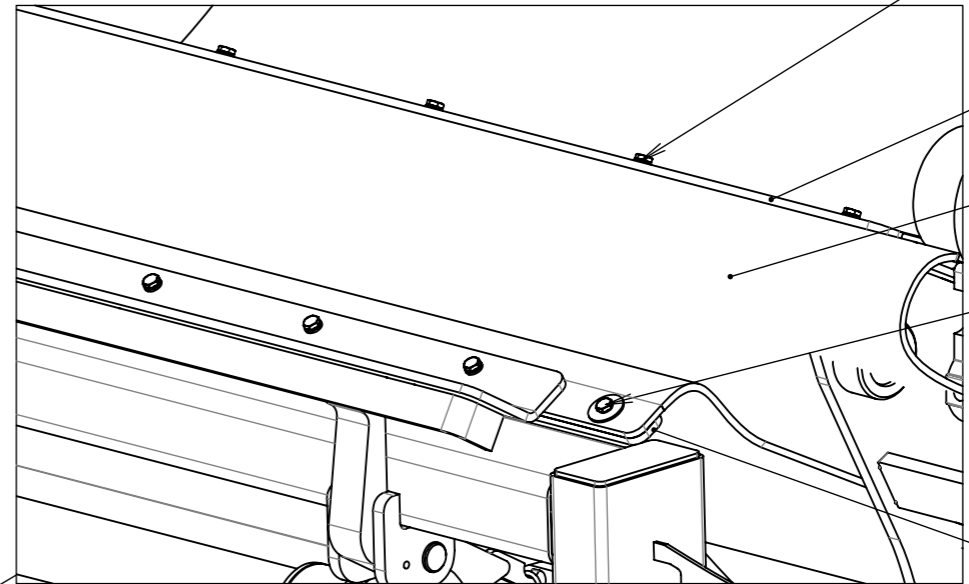
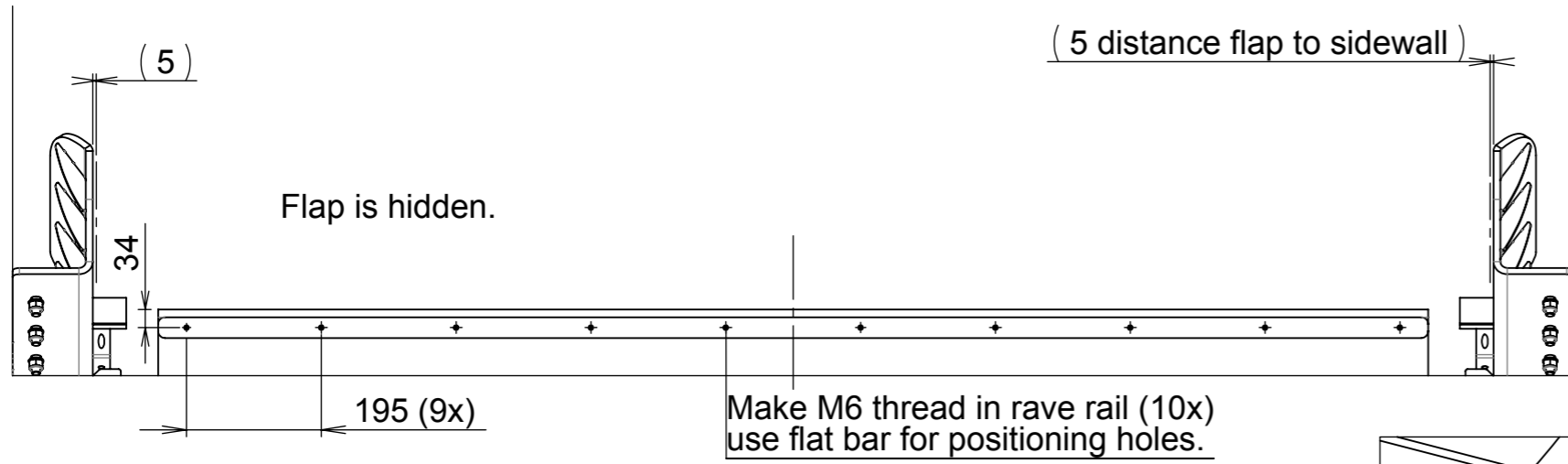


△ A

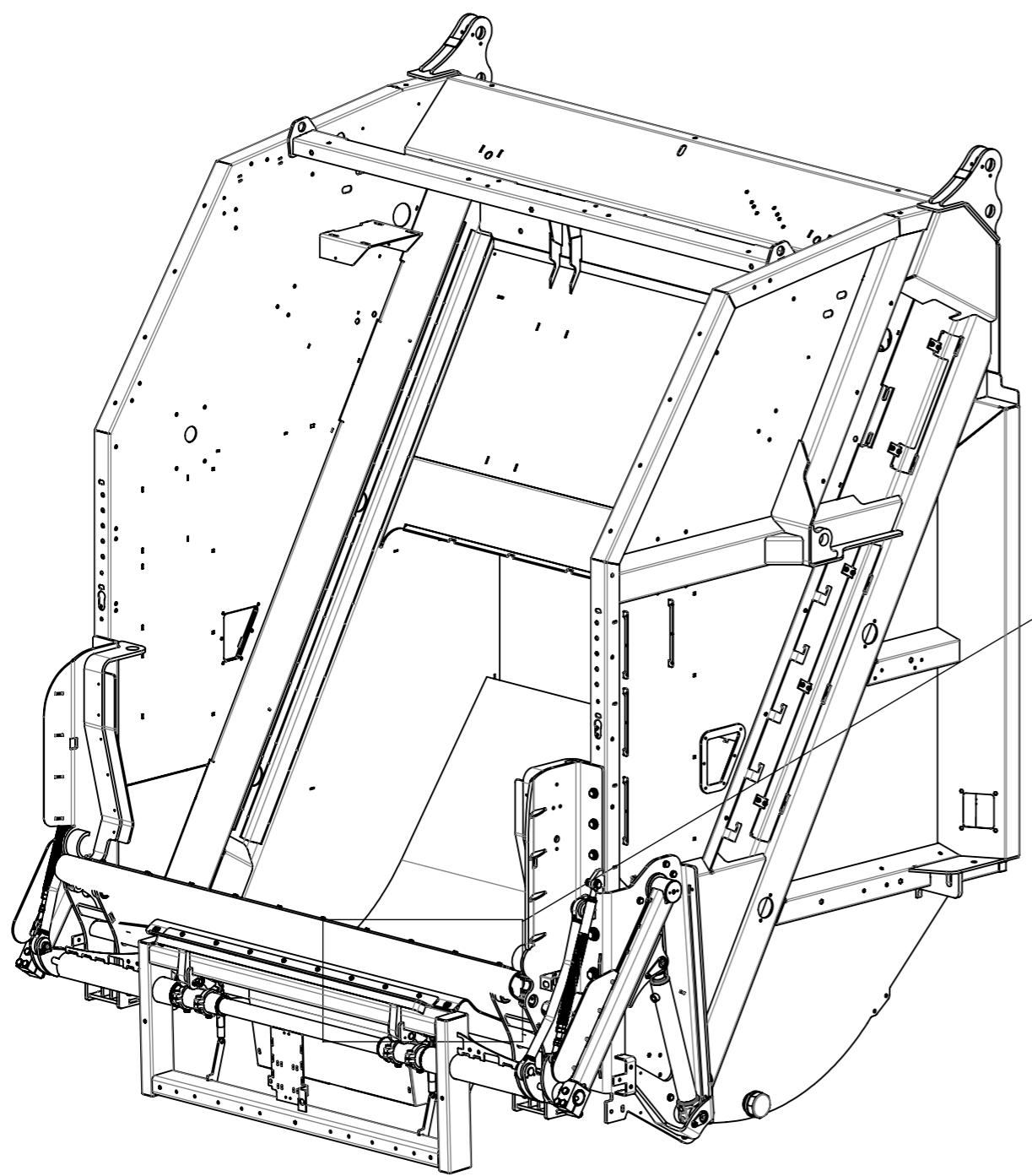
140	5052898	Axle tub Bin rim lock mechanism	1
130	5026573	Screw, hexagon socket head cap M10 x 25	4
120	1001345	Bearing	2
110	812045	Screw, hexagon head M10x40 ISO 4017	1
100	5048989	Hinge	1
090	5048986	Bush	1
080	5048985	Ring Clamb ring	2
060	815045	Screw, hexagon socket head cap M10x40 ISO 4762	2
030	812040	Screw, hexagon head M10x16 ISO 4017	2
020	811007	Nut, hexagon DIN 934 M10 St 8 ISO 4032	3
010	809025	Washer, plain normal chamfered M10 Steel ISO 7090	1
<b>Pos</b>	<b>Part/Item</b>	<b>Description</b>	<b>Qty</b>

Standards		Material	Weight (kg)	General surface roughness Ra:		
Shape / position tol. ISO 1101			1.4	✓		
Weld def. / symb. ISO 2553		Drawn	By Janssen, Nico	Date	2018-09-11	
Lin. / angle tol. -		Approved	By Burg, H. van der	Date	2018-10-29	
Projection		This drawing is provided on a confidential basis subject to return on demand by GEESINKNORBA, which retains any and all rights associated with it and the article or articles it represents. Disclosure, reproduction or alteration of any part of this drawing; or manufacture, use or sale of the article or articles represented, is prohibited without the prior written authorization of: GEESINKNORBA. © GEESINKNORBA (unpublished).			 <b>GEESINKNORBA</b> Description <b>Locking device</b> Bin rim lock N4	
		Derived from	Scale	Page		Format
		-	1:1	1 OF 1	A3	Item number <b>5048990</b> Revision <b>A</b>

Rev.	Change Note	Drawn	Date	Approve
A	190509-1	Spruijt, W.	2019-07-29	Burg, H. van der
<b>Descr.</b> BCQ:10,20 BDI:40 CHG:50,70 BSI:60 BAI:80,90				



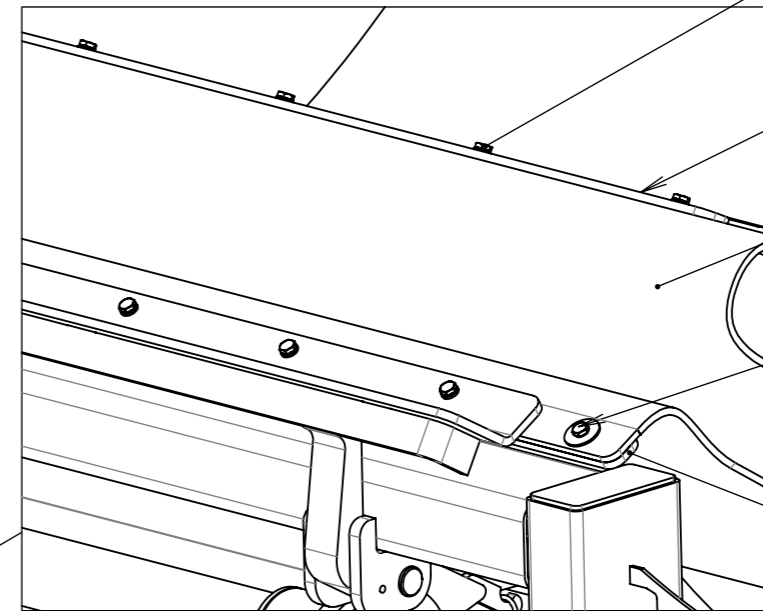
DETAIL A  
SCALE 1 : 5



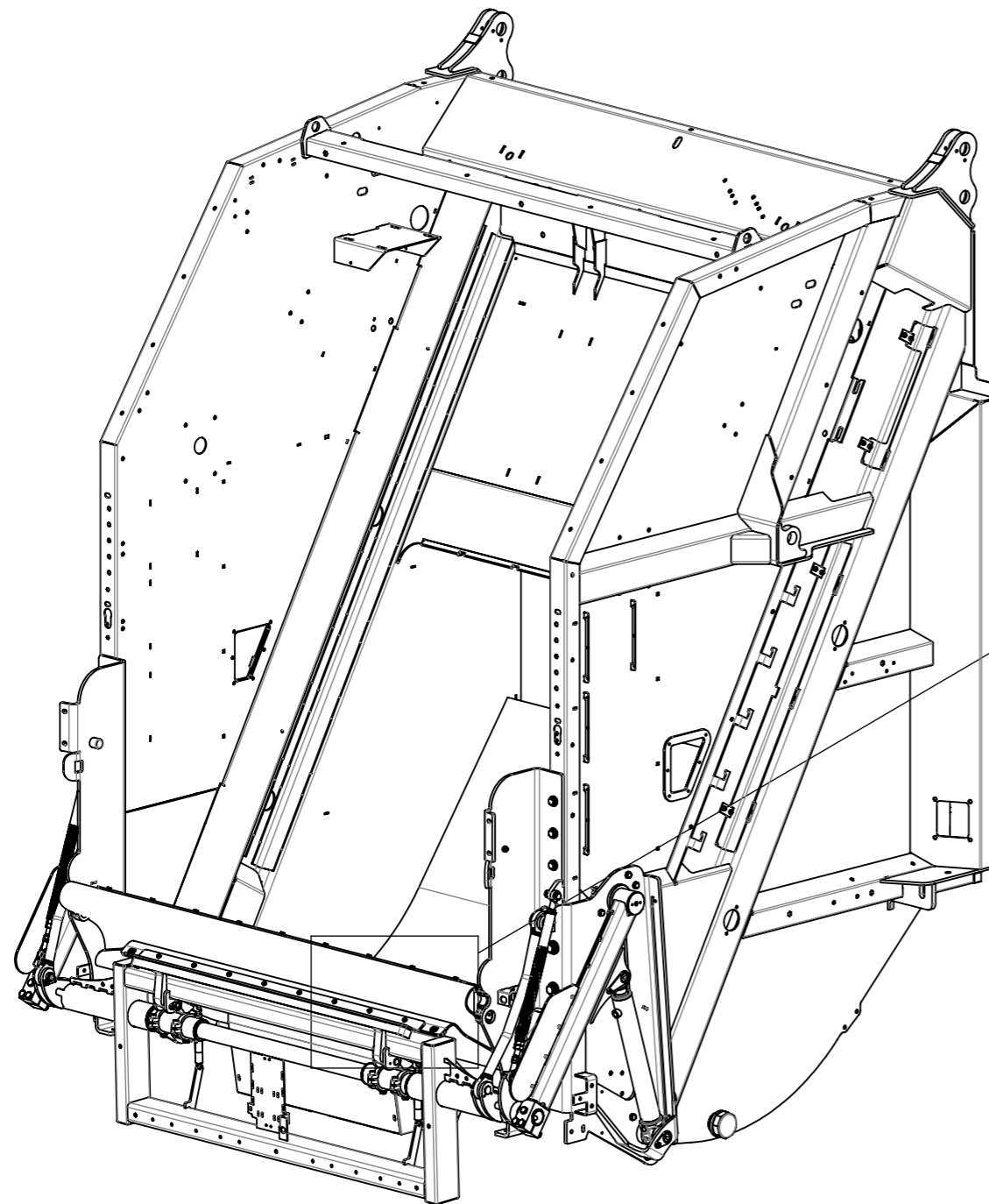
090	812014	Screw, hexagon head M6 x 25 St8.8 ISO 4017	2
080	808803	Washer, mudwing repair M6x25 RVS A2	2
070	5045126	Rubber profile Flap N4	1
060	5055282	Flat bar Bin frame following flap	1
050	5045122	Flat bar	1
030	812012	Screw, hexagon head St 8.8 ISO 4017	10
020	811041	Nut, hexagon torque prevailing M6 ISO 10511	2
010	809022	Washer, plain normal M6 Steel ISO 7089	12
<b>Pos</b>	<b>Part/Item</b>	<b>Description</b>	<b>Qty</b>

Standards		Material	Weight (kg)	General surface roughness Ra:	
Shape / position tol. ISO 1101			1.516	✓	
Weld def. / symb. ISO 2553		Drawn	By Pull ter Gunne, E.	Date	2018-01-29
Lin. / angle tol.		Approved	By Janssen, Nico	Date	2018-07-17
Projection		This drawing is provided on a confidential basis subject to return on demand by GEESINKNORBA, which retains any and all rights associated with it and the article or articles it represents. Disclosure, reproduction or alteration of any part of this drawing; or manufacture, use or sale of the article or articles represented, is prohibited without the prior written authorization of: GEESINKNORBA. © GEESINKNORBA (unpublished).			 <b>GEESINKNORBA</b>
Derived from		Scale	Page	Format	Description <b>Instruction</b> Mount bin frame following flap xx25
		1:20	1 OF 1	A3	
		Item number		Revision	
		<b>5045120</b>		<b>A</b>	

Rev.	Change Note	Drawn	Date	Approve
-	190509-1	Spruijt, W.	2019-07-29	Burg, H. van der
<b>Descr.</b> New instruction				



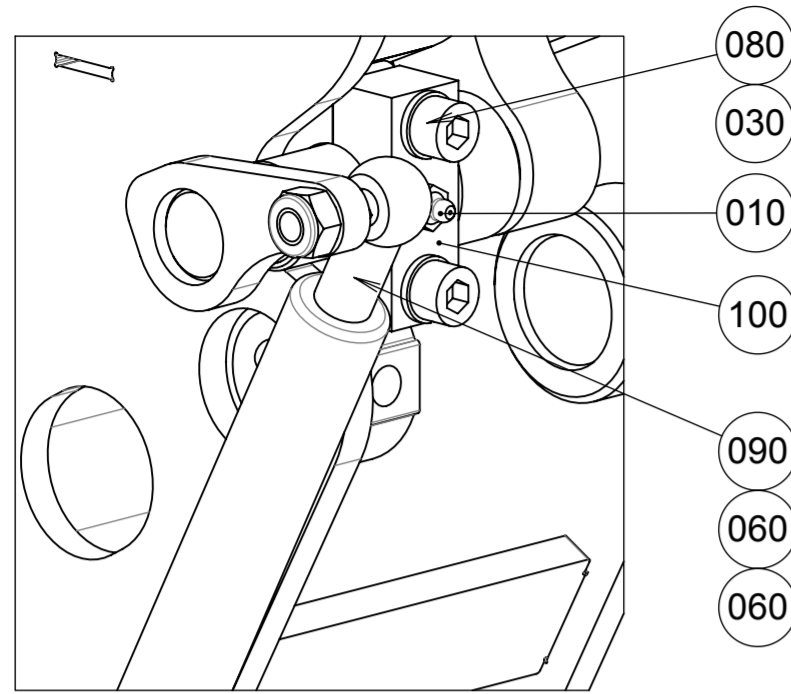
DETAIL A  
SCALE 1 : 5



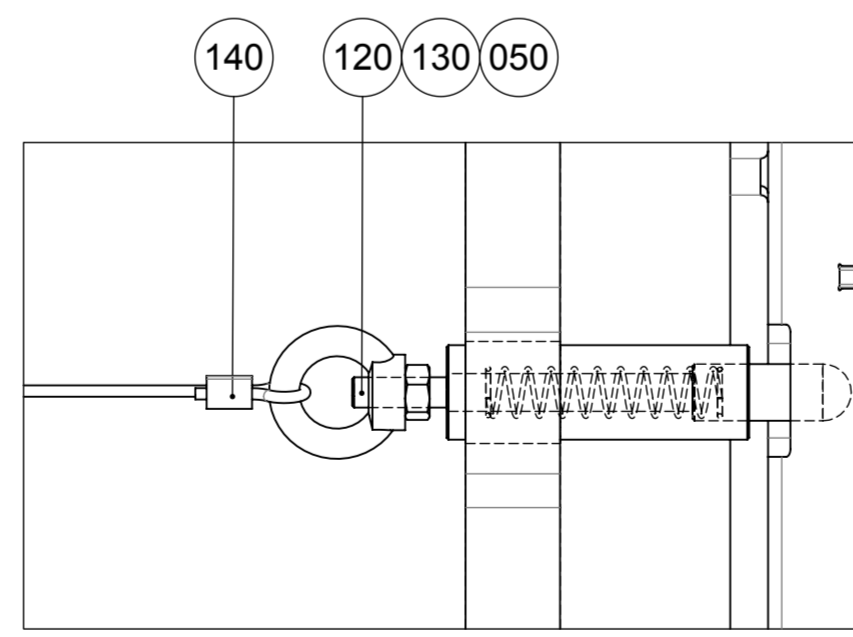
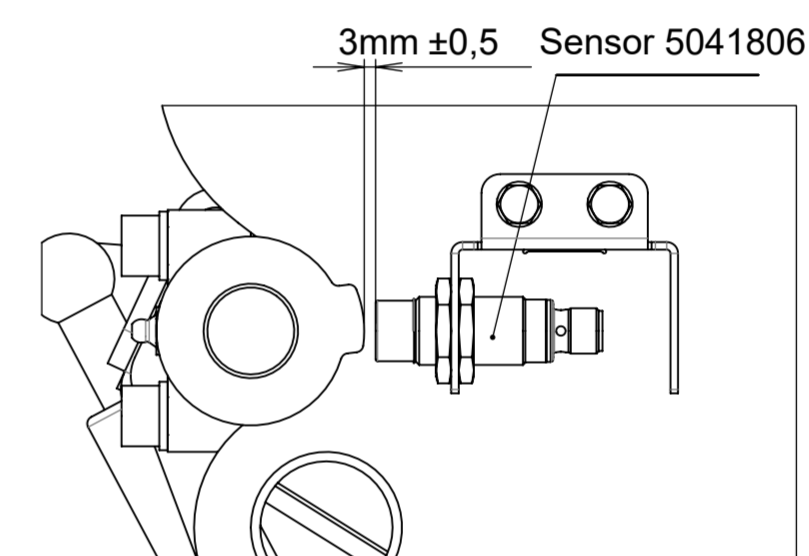
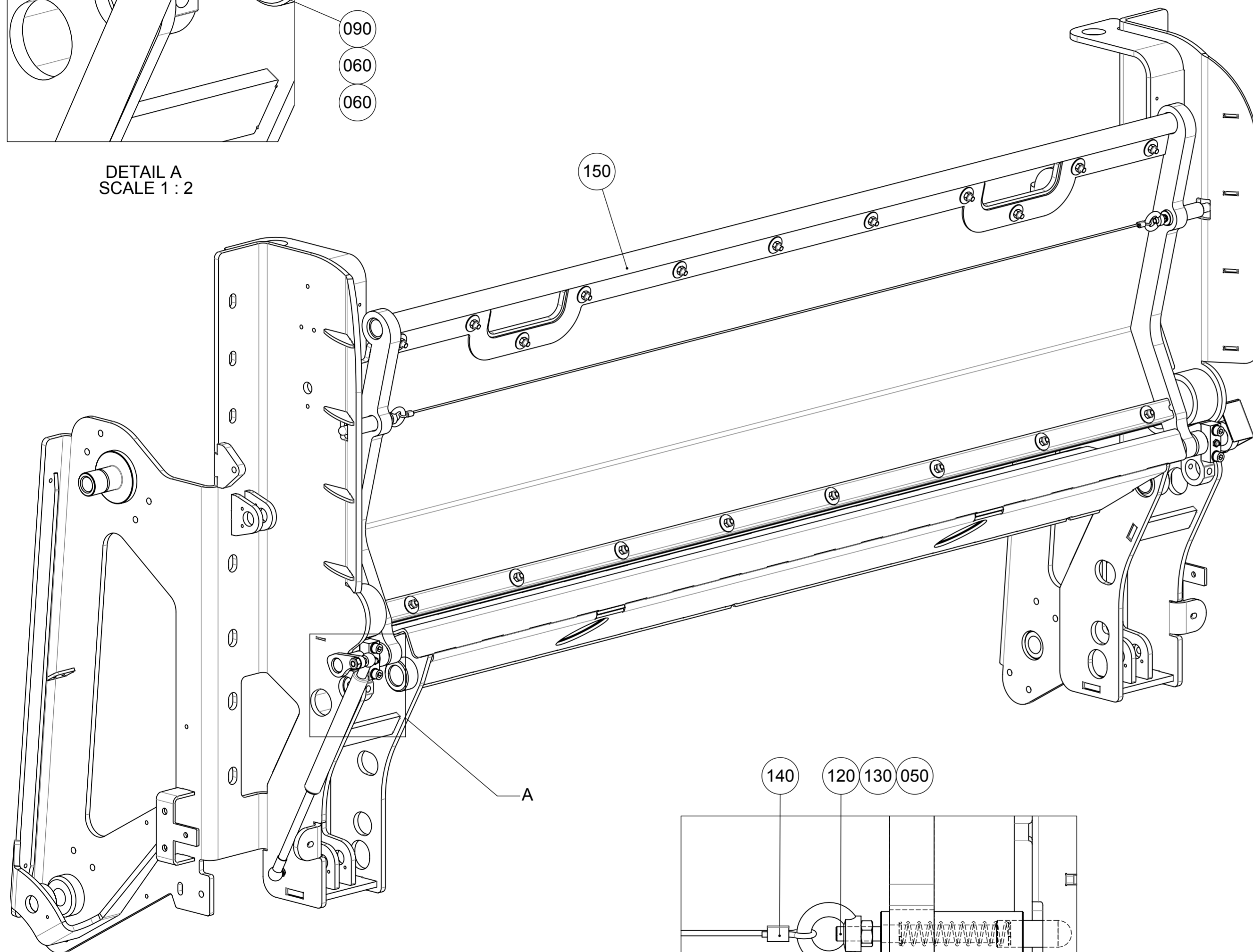
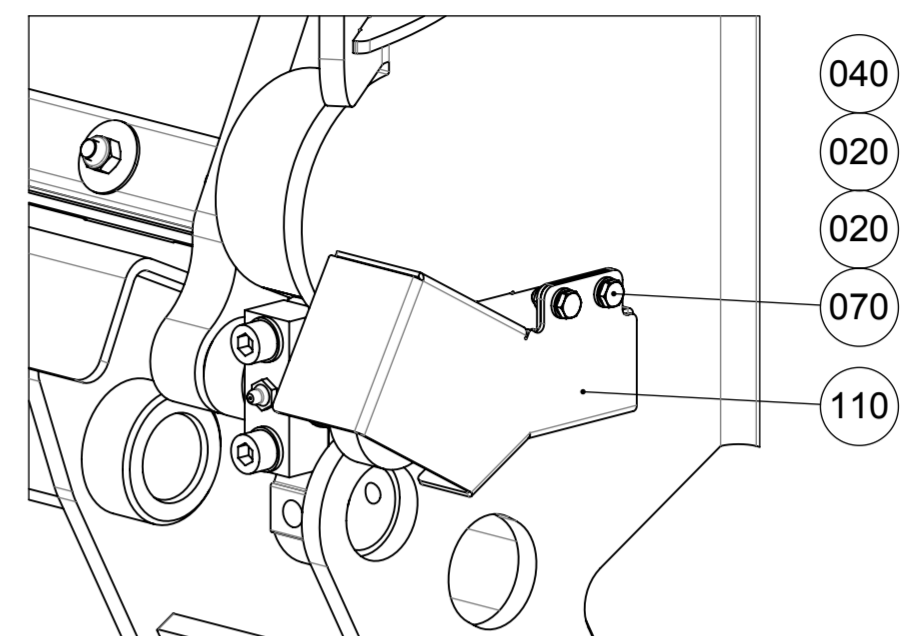
080	5055282	Flat bar Bin frame following flap	1
070	5050984	Rubber profile Flap N4 xx22	1
060	5050982	Flat bar	1
050	812014	Screw, hexagon head M6 x 25 St8.8 ISO 4017	2
040	812012	Screw, hexagon head St 8.8 ISO 4017	9
030	811041	Nut, hexagon torque prevailing M6 ISO 10511	2
020	809022	Washer, plain normal M6 Steel ISO 7089	11
010	808803	Washer, mudwing repair M6x25 RVS A2	2
Pos	Part/Item	Description	Qty

Standards		Material	Weight (kg)	General surface roughness Ra:	
Shape / position tol. ISO 1101			1.33	✓	
Weld def. / symb. ISO 2553		Drawn	By Spruijt, W.	Date	2018-11-27
Lin. / angle tol.		Approved	By Burg, H. van der	Date	2019-07-29
Projection		This drawing is provided on a confidential basis subject to return on demand by GEESINKNORBA, which retains any and all rights associated with it and the article or articles it represents. Disclosure, reproduction or alteration of any part of this drawing; or manufacture, use or sale of the article or articles represented, is prohibited without the prior written authorization of: GEESINKNORBA. © GEESINKNORBA (unpublished).			<p><b>GEESINKNORBA</b></p>
		Description			
		Instruction			
		Mount bin frame following flap xx22			
		Derived from	Scale	Page	Format
			1:20	1 OF 1	A3
		Item number			Revision
		<b>5050978</b>			

Rev.	Change Note	Drawn	Date	Approve
-	CN190124-2	Janssen, Nico	2019-04-05	Hartman, M.
<b>Descr.</b> New assembly				



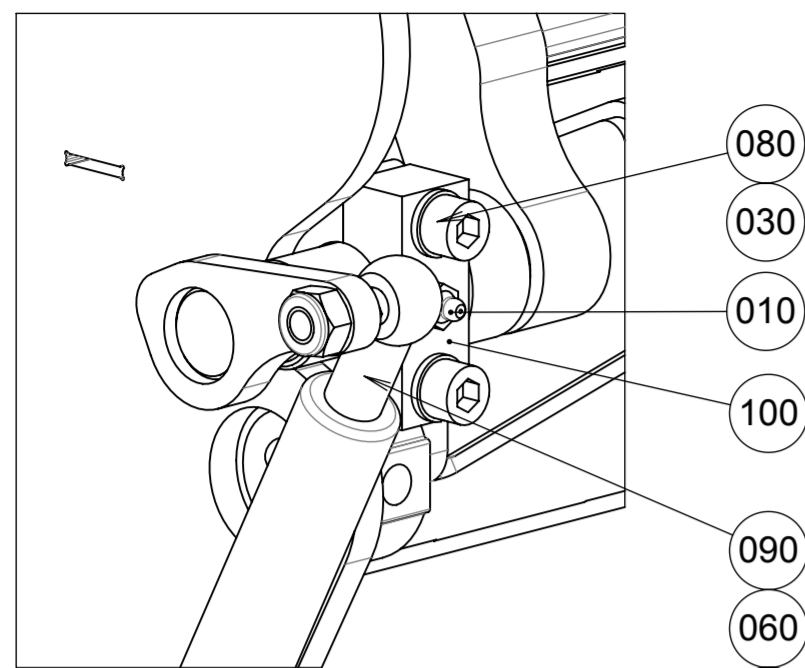
DETAIL A  
SCALE 1 : 2



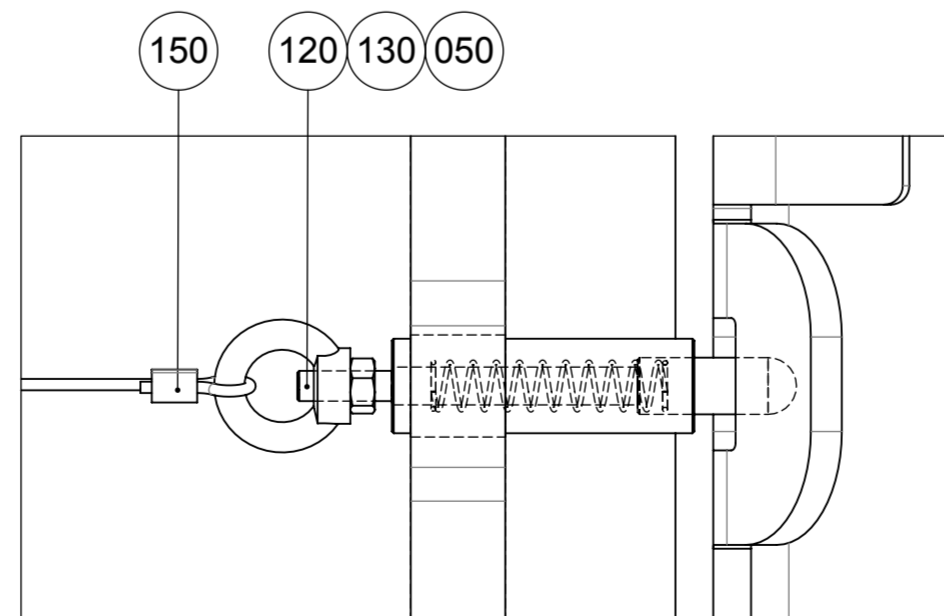
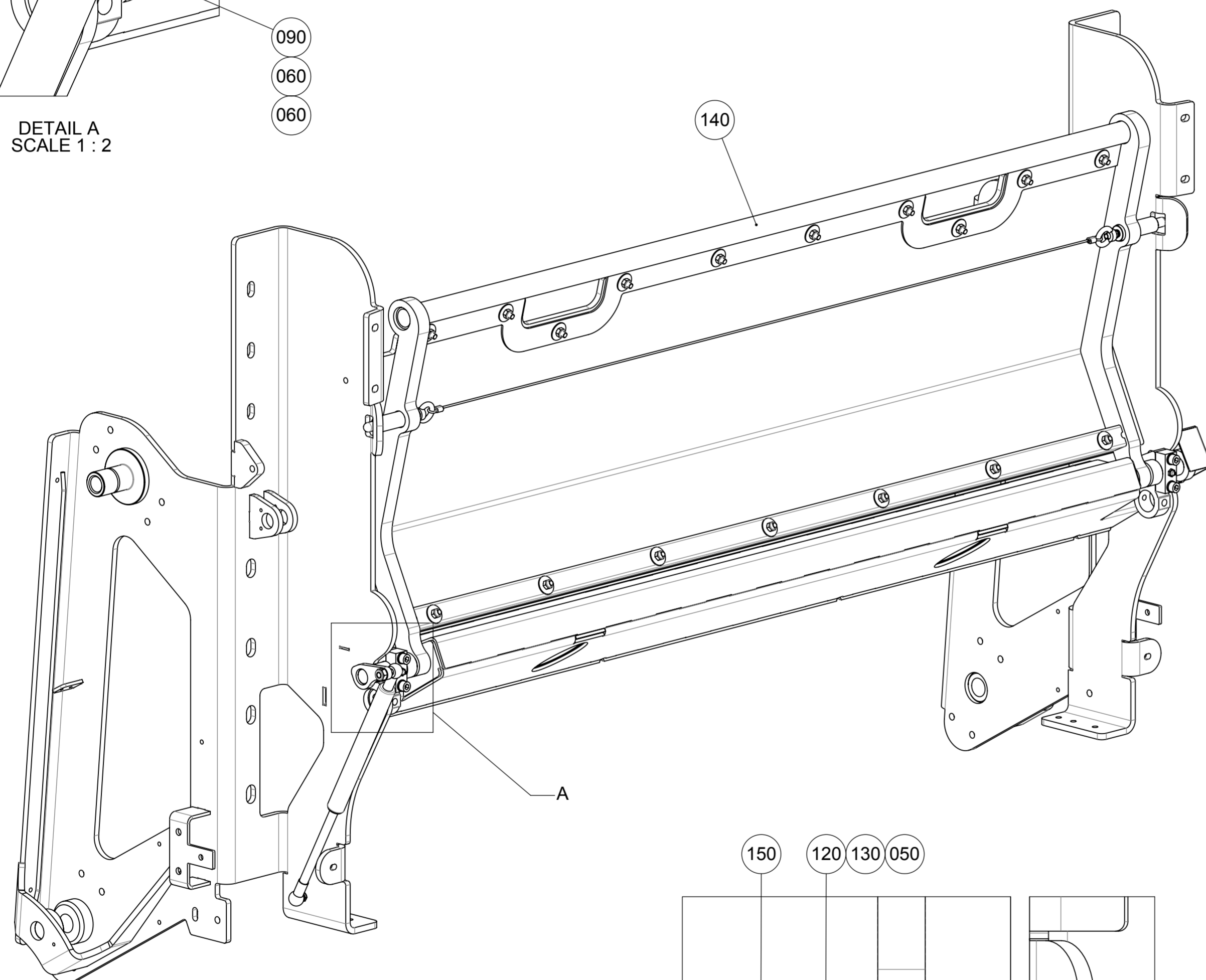
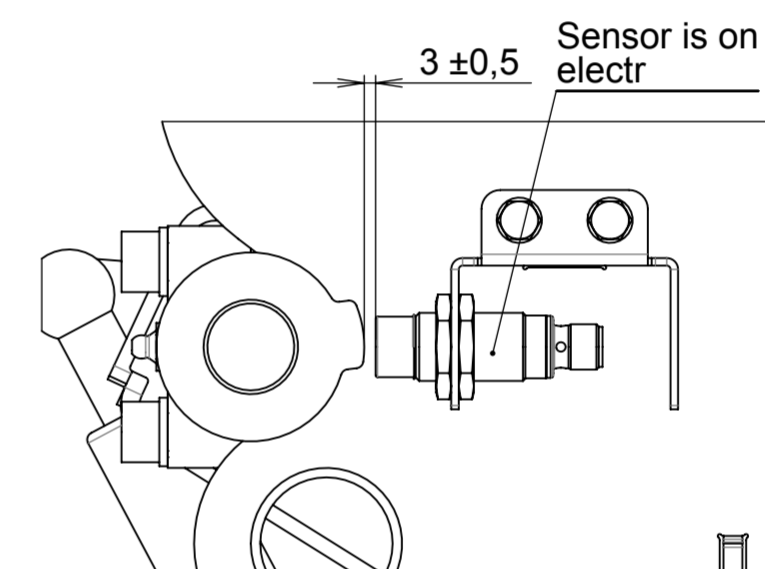
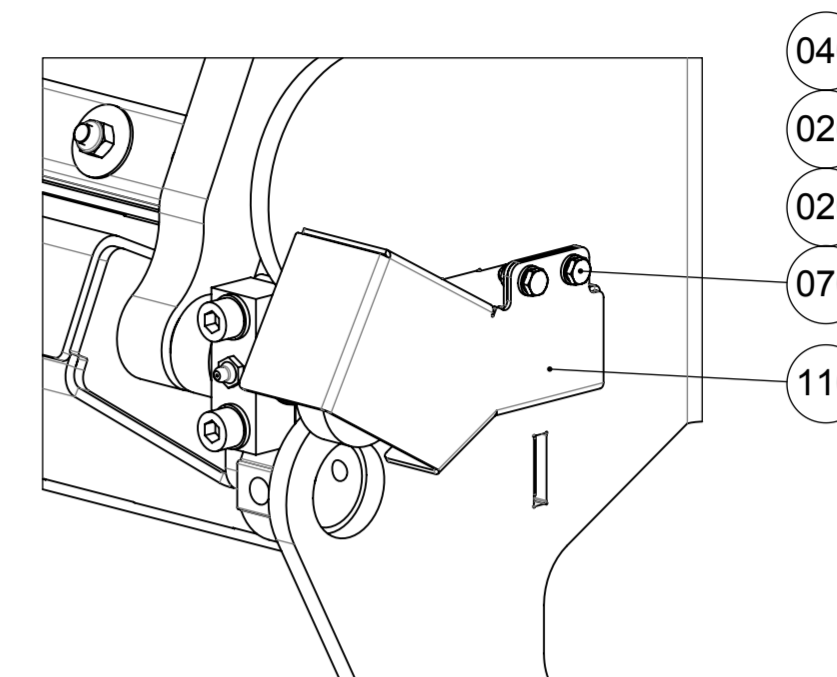
Pos	Part/Item	Description	Qty
150	5051496	Flap N4 xx25 assembled	1
140	5050292	Cable Flap N4 xx25 assembled	1
130	5050289	Spring, compression D2270	2
120	5050204	Pin Locking device	2
110	5044996	Cover Sensor support	1
100	5043213	Bearing Cap	2
090	5043098	Gas spring F = 600N	1
080	815044	Screw, hexagon socket head cap M10x50 ISO 4762	4
070	812012	Screw, hexagon head St 8.8 ISO 4017	2
060	811043	Nut, hexagon torque prevailing M10 ISO 10511	2
050	811006	Nut, hexagon M8 M8 St 8 ISO 4032	2
040	811004	Nut, hexagon M6 Steel ISO 4032	2
030	809057	Washer, spring lock M10 DIN 127B	4
020	809022	Washer, plain normal M6 Steel ISO 7089	4
010	301500	Grease nipple R1/8"-180°, DIN 71412/3858 DIN 71412	2

Standards		Material		Weight (kg)	General surface roughness Ra: <input checked="" type="checkbox"/>
Shape / position tol. ISO 1101				228.3	
Weld def. / symb. ISO 2553		Drawn	By Janssen, Nico	Date	<b>GEESINKNORBA</b> Description <b>Instruction</b> Mount. N4 xx25 manual flap
Lin. / angle tol. -		Approved	By Hartman, M.	Date 2019-04-05	
Projection		This drawing is provided on a confidential basis subject to return on demand by GEESINKNORBA, which retains any and all rights associated with it and the article or articles it represents. Disclosure, reproduction or alteration of any part of this drawing, or manufacture, use or sale of the article or articles represented, is prohibited without the prior written authorization of: GEESINKNORBA. © GEESINKNORBA (unpublished).			Item number
		Derived from	Scale	Page	Format
		-	1:5	1 OF 1	A2
					Revision
					5051497

Rev.	Change Note	Drawn	Date	Approve
-	180912-1	Janssen, Nico	2019-05-01	Hartman, M.
<b>Descr.</b> New assembly				



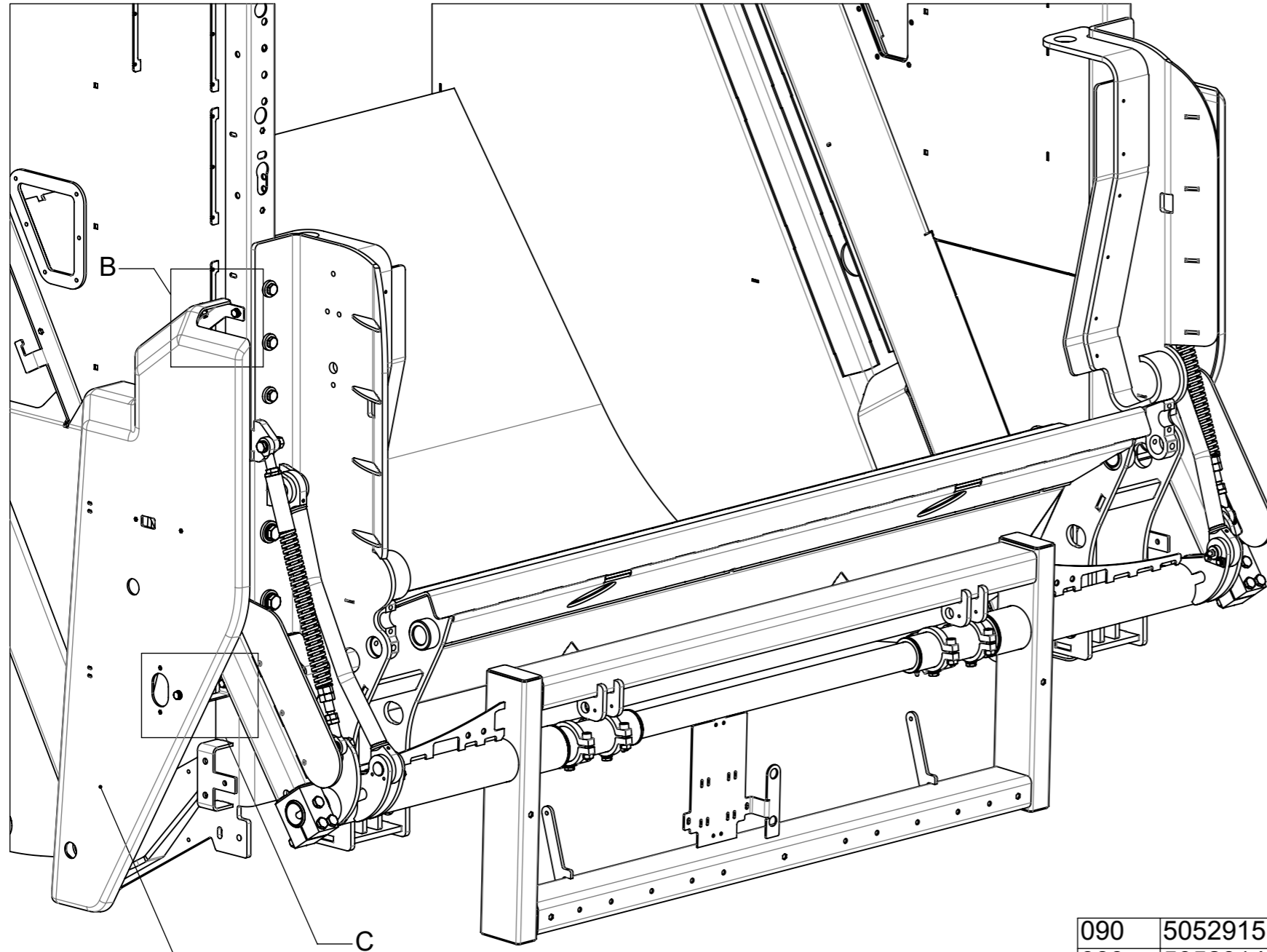
DETAIL A  
SCALE 1 : 2



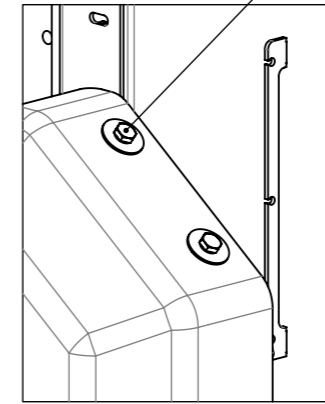
150	5053865	Cable Flap N4 xx22 assembled	1
140	5053858	Flap N4 xx22 assembled	1
130	5050289	Spring, compression D2270	2
120	5050204	Pin Locking device	2
110	5044996	Cover Sensor support	1
100	5043213	Bearing Cap	2
090	5043098	Gas spring F = 600N	1
080	815044	Screw, hexagon socket head cap M10x50 ISO 4762	4
070	812012	Screw, hexagon head St 8.8 ISO 4017	2
060	811043	Nut, hexagon torque prevailing M10 ISO 10511	2
050	811006	Nut, hexagon M8 M8 St 8 ISO 4032	2
040	811004	Nut, hexagon M6 Steel ISO 4032	2
030	809057	Washer, spring lock M10 DIN 127B	4
020	809022	Washer, plain normal M6 Steel ISO 7089	4
010	301500	Grease nipple R1/8"-180°, DIN 71412/3858 DIN 71412	2
Pos	Part/Item	Description	Qty

Standards		Material		Weight (kg)		General surface roughness Ra:	
Shape / position tol. ISO 1101				180.6		✓	
Weld def. / symb. ISO 2553		Drawn By Janssen, Nico		Date 2019-04-29		<b>GEESINKNORBA</b>	
Lin. / angle tol. -		Approved By Hartman, M.		Date 2019-05-01			
Projection		This drawing is provided on a confidential basis subject to return on demand by GEESINKNORBA, which retains any and all rights associated with it and the article or articles it represents. Disclosure, reproduction or alteration of any part of this drawing, or manufacture, use or sale of the article or articles represented, is prohibited without the prior written authorization of: GEESINKNORBA. © GEESINKNORBA (unpublished).				Description	
						<b>Instruction</b> Mount. N4 xx22 manual flap	
Derived from		Scale		Page		Format	
5051497		1:5		1 OF 1		A2	
				Item number		Revision	
				<b>5053857</b>			

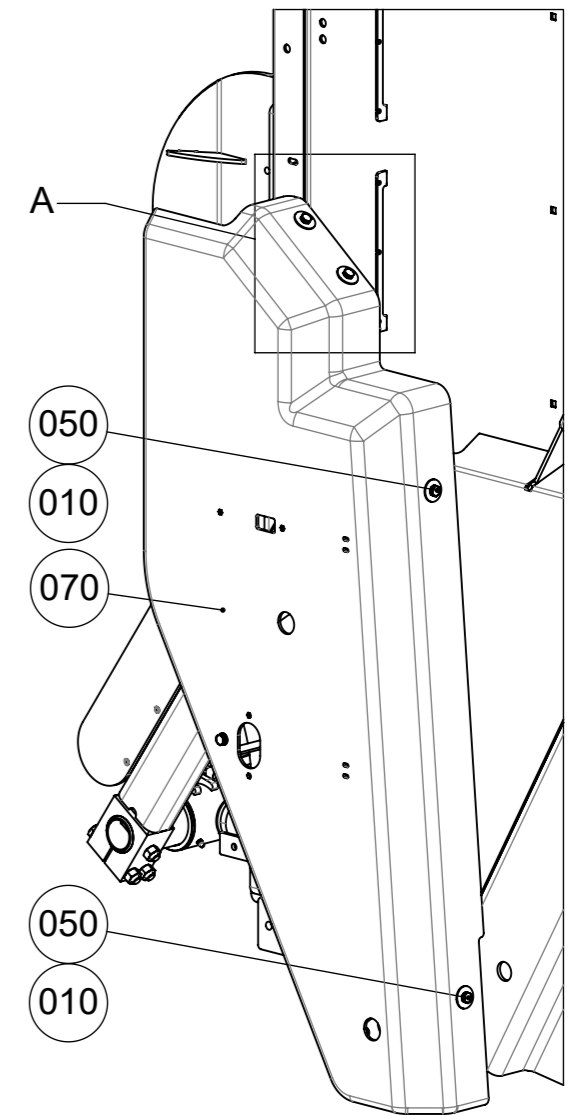
Rev.	Change Note	Drawn	Date	Approve
-	190228-4	Janssen, Nico	2020-02-28	Pull ter Gunne, E.
<b>Descr.</b> New assembly				



040 020 010 050



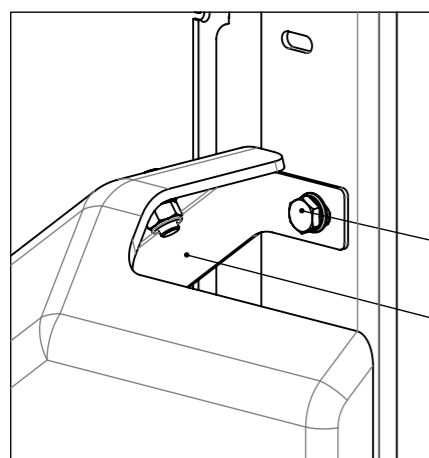
DETAIL A  
SCALE 1 : 5



060

090	5052915	Support Cover plate L200/LWS bottom side	2
080	5052914	Support Cover plate L200/LWS top side	2
070	5052913	Cover plate L200/LWS lifting device RH	1
060	5052912	Cover plate L200/LWS lifting device LH	1
050	812024	Screw, hexagon head M8x20 St 8.8 ISO 4017	14
040	811042	Nut, hexagon torque prevailing M8 ISO 10511	6
030	80955-00	Nut, blind rivet M8x17,5 Steel	2
020	809024	Washer, plain normal chamfered M8 Steel ISO 7090	12
010	808006	Washer, mudwing repair M8x30 Steel	8
Pos	Part/Item	Description	Qty

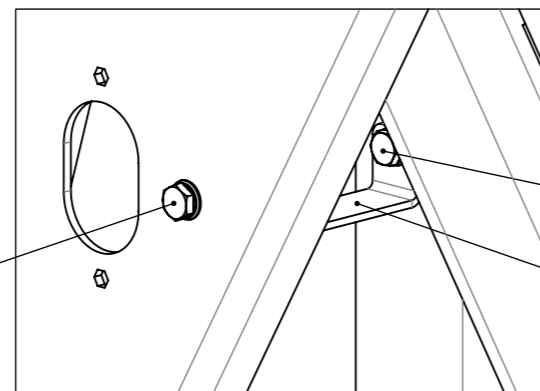
Standards		Material	Weight (kg)	General surface roughness Ra:	
Shape / position tol. ISO 1101			1413.2	✓	
Weld def. / symb. ISO 2553		Drawn By Janssen, Nico	Date 2019-03-05		
Lin. / angle tol. -		Approved By Hartman, M.	Date 2019-04-08		
Projection		This drawing is provided on a confidential basis subject to return on demand by GEESINKNORBA, which retains any and all rights associated with it and the article or articles it represents. Disclosure, reproduction or alteration of any part of this drawing; or manufacture, use or sale of the article or articles represented, is prohibited without the prior written authorization of: GEESINKNORBA. © GEESINKNORBA (unpublished).			Description
					<b>Instruction</b> Mount. cover plates L200/LWS lift
Derived from		Scale	Page	Format	Item number
-		1:10	1 OF 1	A3	<b>5052916</b>
					Revision
					-



DETAIL B  
SCALE 1 : 3

030  
020  
050  
080

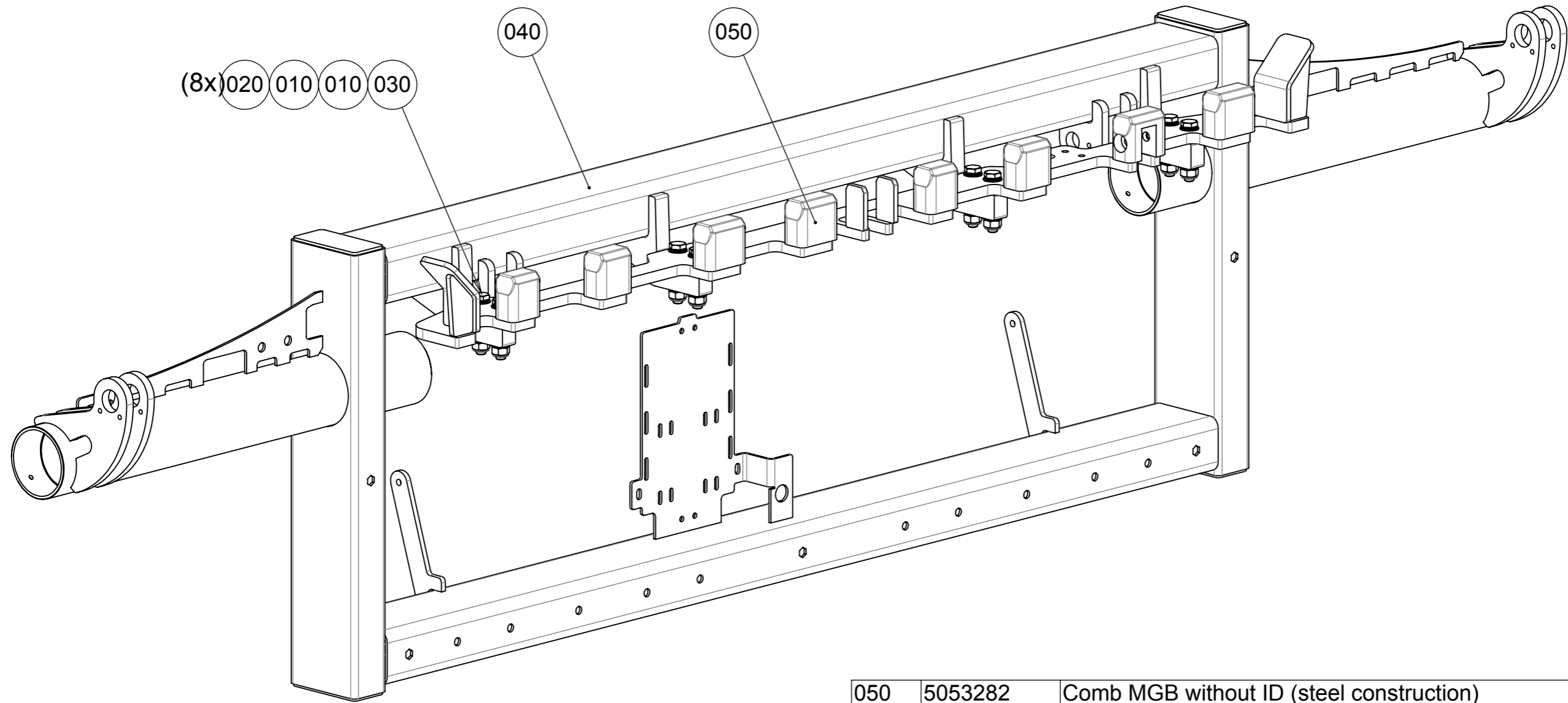
040  
020  
020  
050



DETAIL C  
SCALE 1 : 3

020  
050  
090

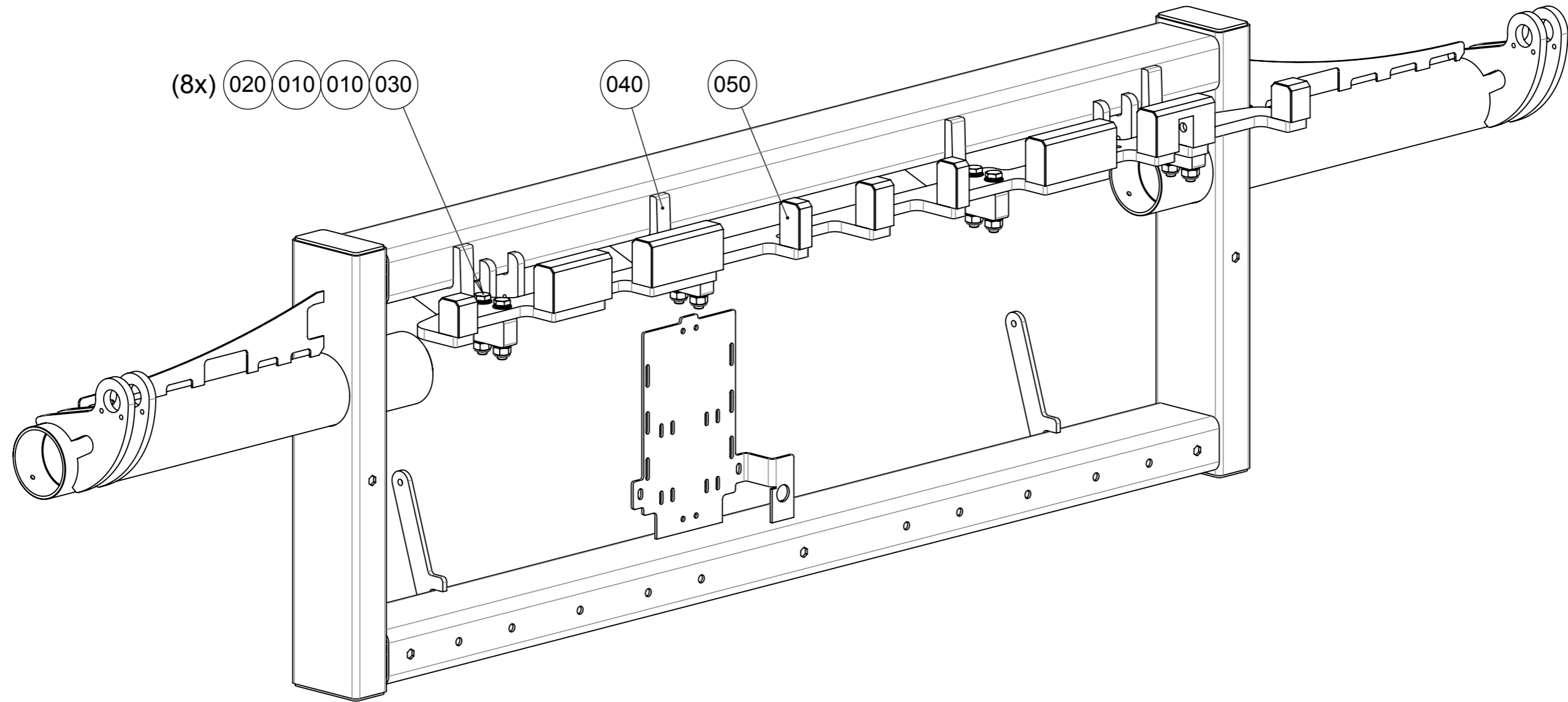
Rev.	Change Note	Drawn	Date	Approve
-	CN-190111-6	Janssen, Nico	2020-02-28	Burg, H. van der
<b>Descr.</b> New assembly				



050	5053282	Comb MGB without ID (steel construction)	1
040	5050628	Comb Supports welded	1
030	813043	Bolt, hexagon head M10x60 M10x60 ISO 4014	8
020	811043	Nut, hexagon torque prevailing M10 ISO 10511	8
010	809025	Washer, plain normal chamfered M10 Steel ISO 7090	16
<b>Pos</b>	<b>Part/Item</b>	<b>Description</b>	<b>Qty</b>

Standards		Material	Weight (kg)	General surface roughness Ra:
Shape / position tol. ISO 1101			54.4	✓
Weld def. / symb. ISO 2553		Drawn By Pull ter Gunne, E.	Date 2018-11-19	
Lin. / angle tol. -		Approved By Hartman, M.	Date 2019-04-24	
Projection		<p>This drawing is provided on a confidential basis subject to return on demand by GEESINKNORBA, which retains any and all rights associated with it and the article or articles it represents. Disclosure, reproduction or alteration of any part of this drawing; or manufacture, use or sale of the article or articles represented, is prohibited without the prior written authorization of: GEESINKNORBA. © GEESINKNORBA (unpublished).</p>		Description
				Comb MGB without ID
Derived from	Scale	Page	Format	Item number
5047864	1:5	1 OF 1	A3	<b>5050627</b>
				Revision
				-

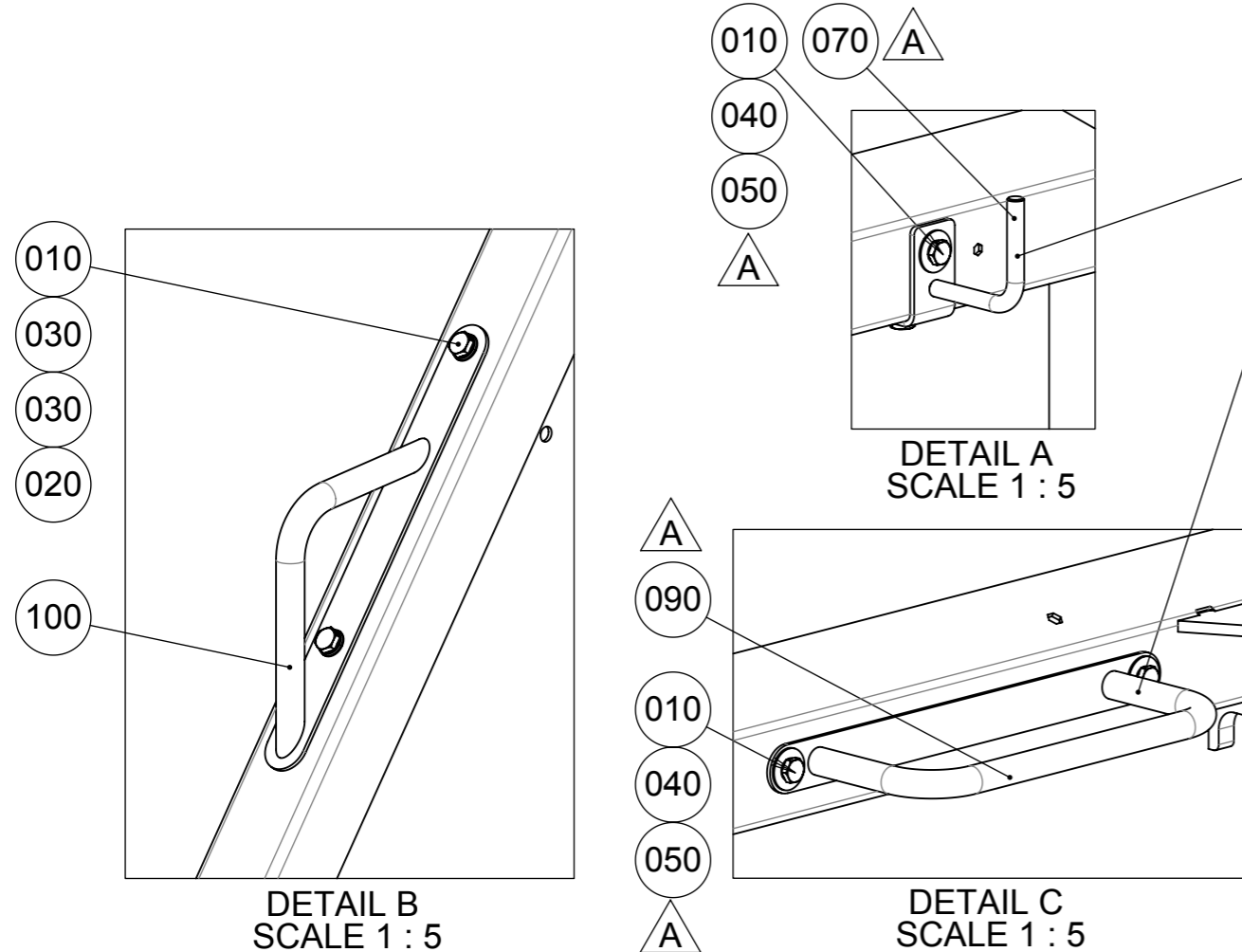
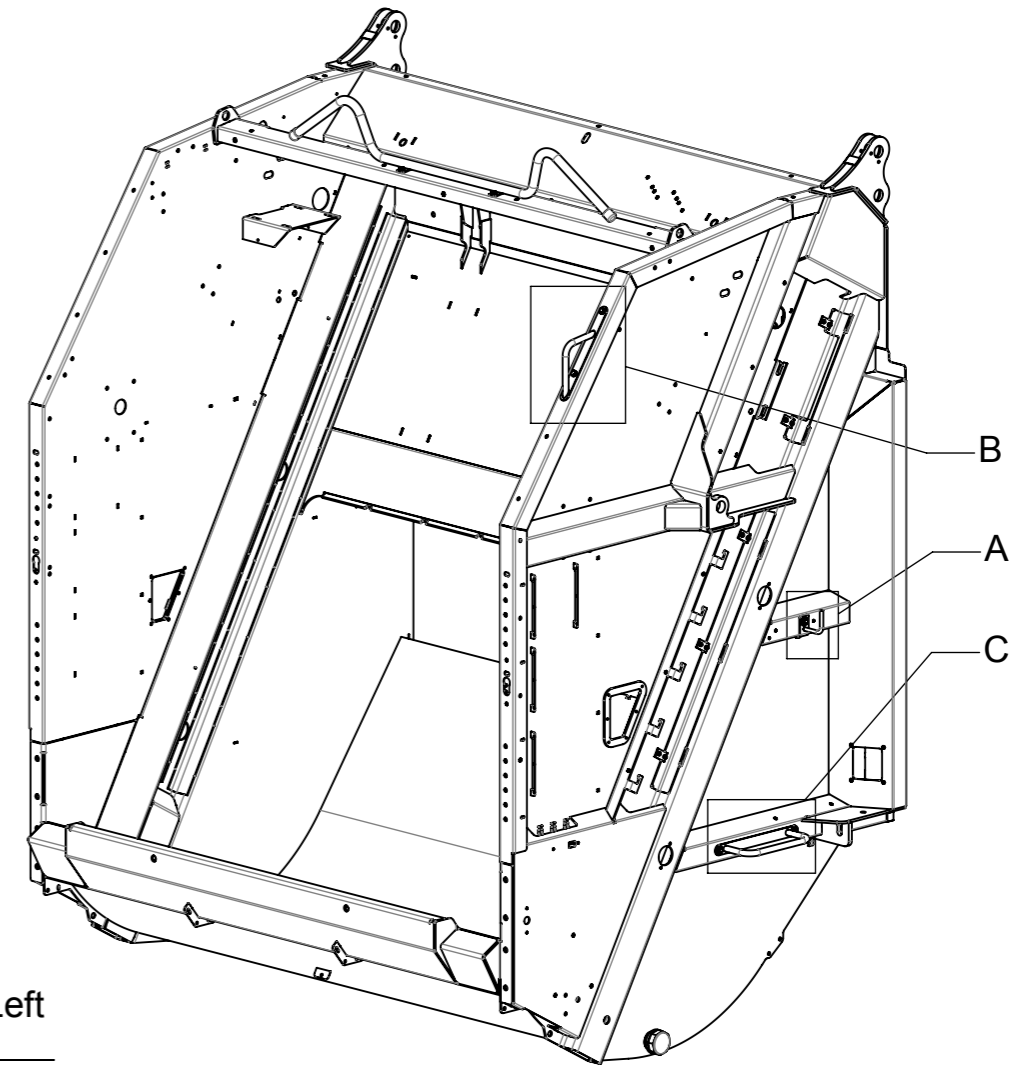
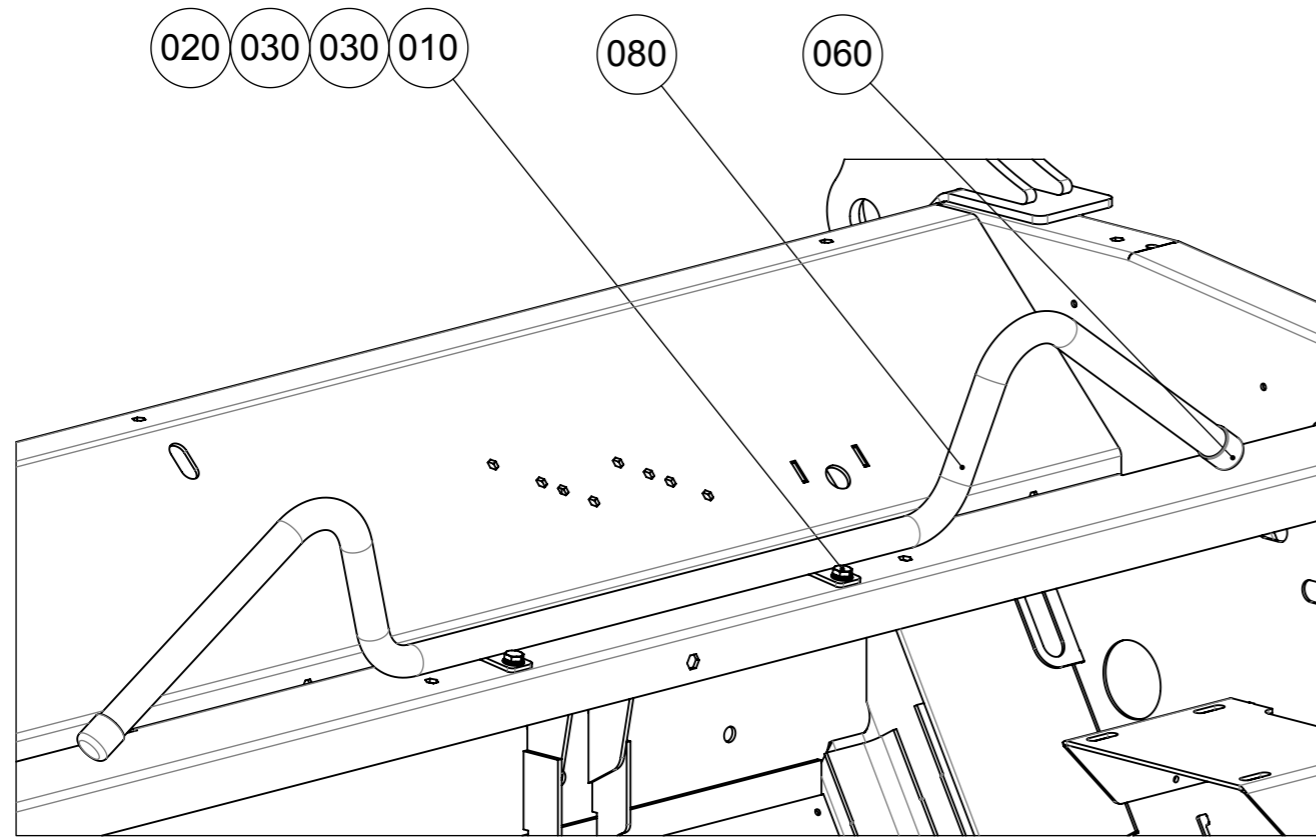
Rev.	Change Note	Drawn	Date	Approve
-	CN-190111-6	Janssen, Nico	2019-04-25	Hartman, M.
<b>Descr.</b> New assembly				



050	5053285	Comb PWS without ID (Steelconstruction)	1
040	5050628	Comb Supports welded	1
030	813043	Bolt, hexagon head M10x60 M10x60 ISO 4014	8
020	811043	Nut, hexagon torque prevailing M10 ISO 10511	8
010	809025	Washer, plain normal chamfered M10 Steel ISO 7090	16
Pos	Part/Item	Description	Qty

Standards	Material	Weight (kg)	General surface roughness Ra:
Shape / position tol. ISO 1101		55.20	✓
Weld def. / symb. ISO 2553	Drawn By Pull ter Gunne, E.	Date 2019-02-11	<b>GEESINKNORBA</b>
Lin. / angle tol. -	Approved By Hartman, M.	Date 2019-04-25	
Projection	This drawing is provided on a confidential basis subject to return on demand by GEESINKNORBA, which retains any and all rights associated with it and the article or articles it represents. Disclosure, reproduction or alteration of any part of this drawing; or manufacture, use or sale of the article or articles represented, is prohibited without the prior written authorization of: GEESINKNORBA. © GEESINKNORBA (unpublished).		Description
			<b>Comb</b> PWS without ID
Derived from	Scale	Page	Format
5050627	1:5	1 OF 1	A3
Item number			Revision
<b>5052360</b>			-

Rev.	Change Note	Drawn	Date	Approve
A	190405-2	Janssen, Nico	2019-04-08	Hartman, M.
<b>Descr.</b> BSI: 50 CHG: 70,90 BDI: 110 and add note				



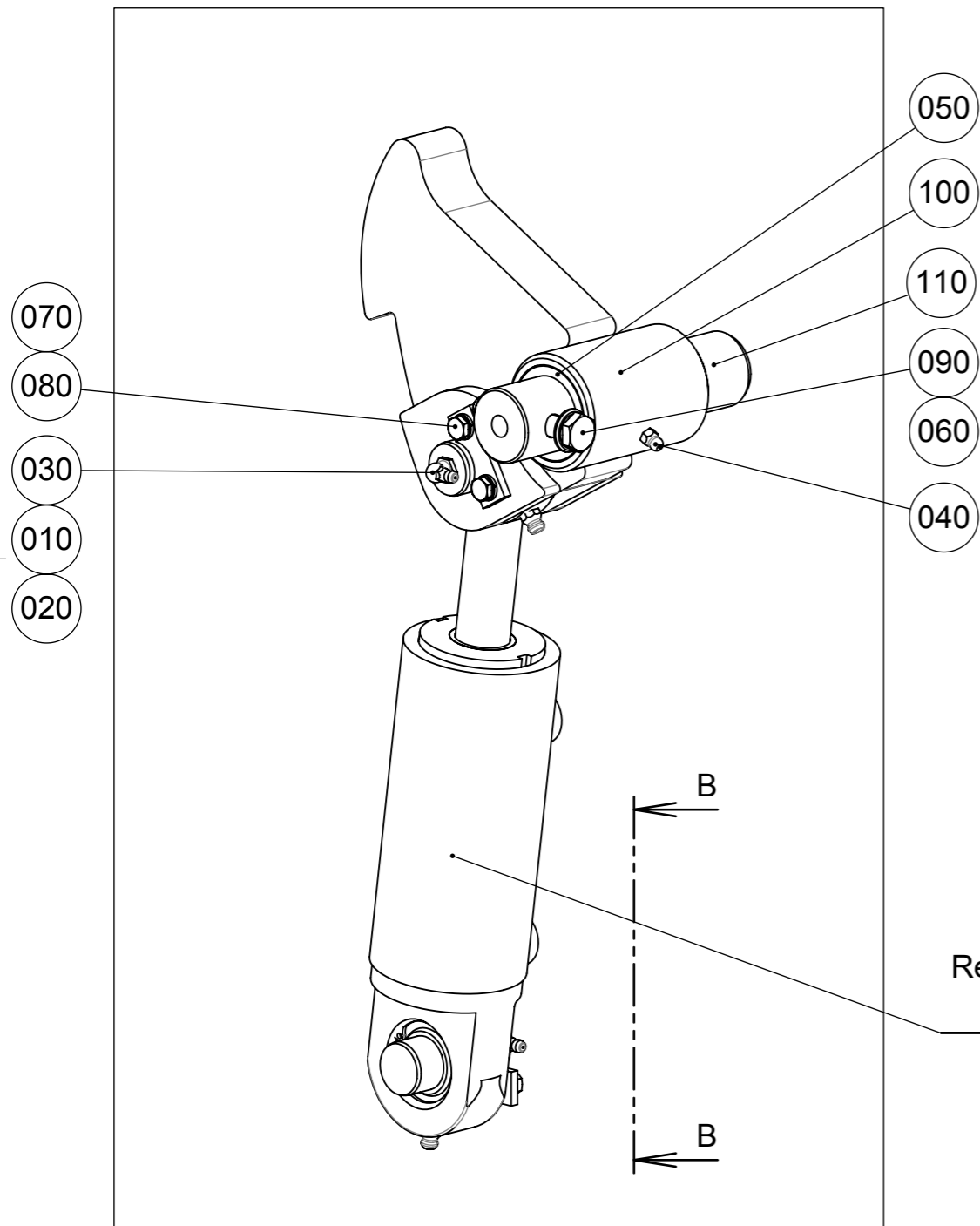
Position supports Right/Left according orderform

Pos	Part/Item	Description	Qty
A	100	5047280 Bracket Winch guide	1
A	090	5047275 Bracket Winch guide	1
A	080	5045027 Guide Winch guidance	1
A	070	5043595 Hook weld assem, hook for winch lws N4	1
A	060	5026030 Cover Skiffy Item 009 0300 699 07	2
	050	811209 Nut, blind rivet ALS4-1015-3.8 M10 St	4
	040	808018 Washer, mudwing repair M10x30 M10x30	4
	030	809025 Washer, plain normal chamfered M10 Steel ISO 7090	12
	020	811043 Nut, hexagon torque prevailing M10 ISO 10511	6
	010	812042 Screw, hexagon head M10x25 St 8.8 ISO 4017	10

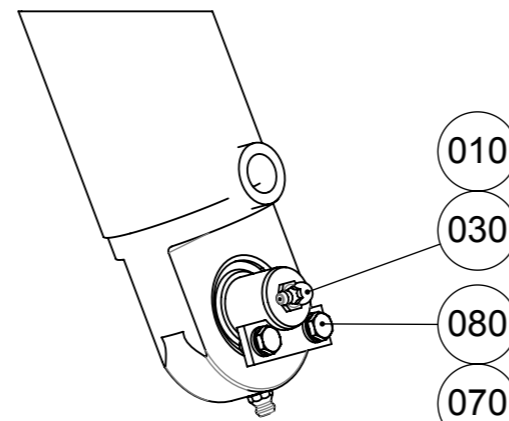
Standards	Material	Weight (kg)	General surface roughness Ra:
Shape / position tol. ISO 1101		1071.0	✓
Weld def. / symb. ISO 2553	Drawn By Janssen, Nico	Date 2017-11-30	
Lin. / angle tol. -	Approved By Hartman, M.	Date 2018-06-29	

Projection	This drawing is provided on a confidential basis subject to return on demand by GEESINKNORBA, which retains any and all rights associated with it and the article or articles it represents. Disclosure, reproduction or alteration of any part of this drawing; or manufacture, use or sale of the article or articles represented, is prohibited without the prior written authorization of: GEESINKNORBA. © GEESINKNORBA (unpublished).			Description
				<b>Instruction</b> Mounting winch parts
Derived from	Scale	Page	Format	Item number
-	1:25	1 OF 1	A3	<b>5045028</b>
				Revision <b>A</b>

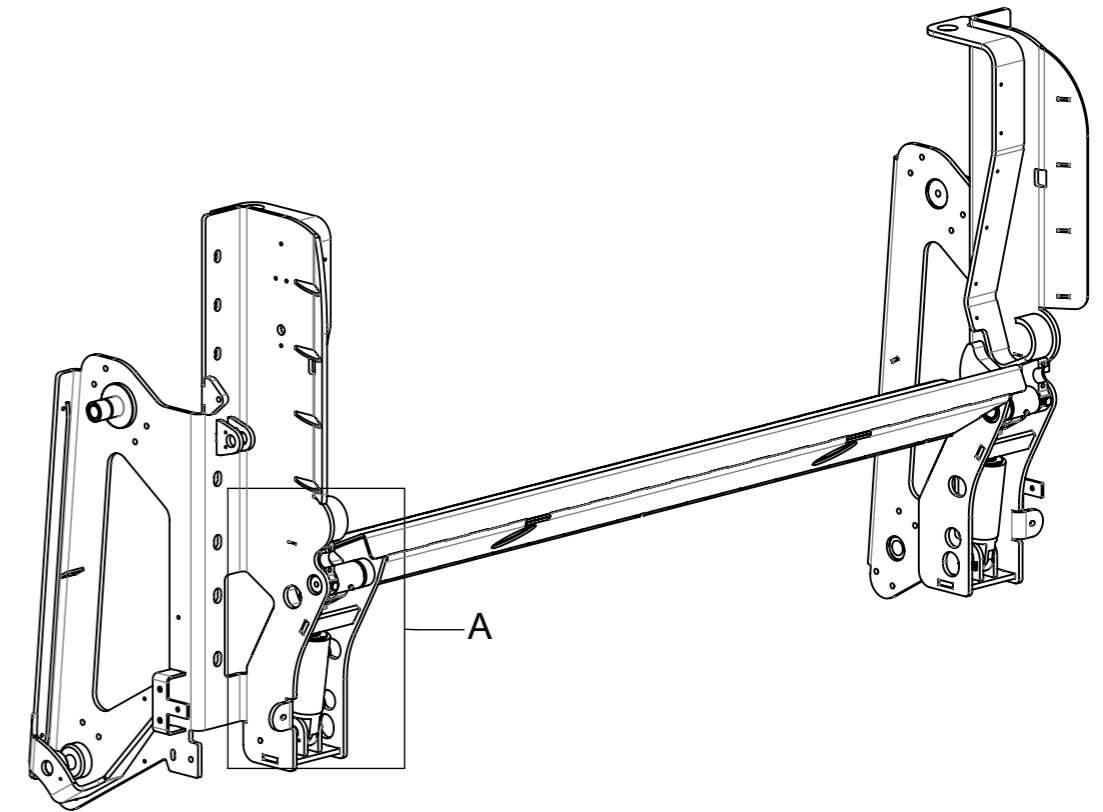
Rev.	Change Note	Drawn	Date	Approve
-	CN190124-2	Janssen, Nico	2019-04-05	Hartman, M.
<b>Descr.</b> New assembly				



**DETAIL A**  
SCALE 1 : 3



**SECTION B-B**  
SCALE 1 : 3



Cylinder 82711-00  
Replacement bearings  
78679-00  
Circlip 30300005

Pos	Part/Item	Description	Qty
110	5051503	Axle tub	2
100	5051502	Hook	2
090	812047	Screw, hexagon head M10x60 ISO 4017	2
080	812011	Screw, hexagon head M6x12 ISO 4017	8
070	809054	Washer, spring lock M6 steel DIN 127B	8
060	809025	Washer, plain normal chamfered M10 Steel ISO 7090	2
050	77363-00	Bush	4
040	301510	Grease nipple M6-180° DIN 71412/3858 M6 St DIN 71412	2
030	301504	Grease nipple G 1/8"-90° Steel DIN 71412	4
020	288830	Locking plate	4
010	260083	Pin with grease-canal	4

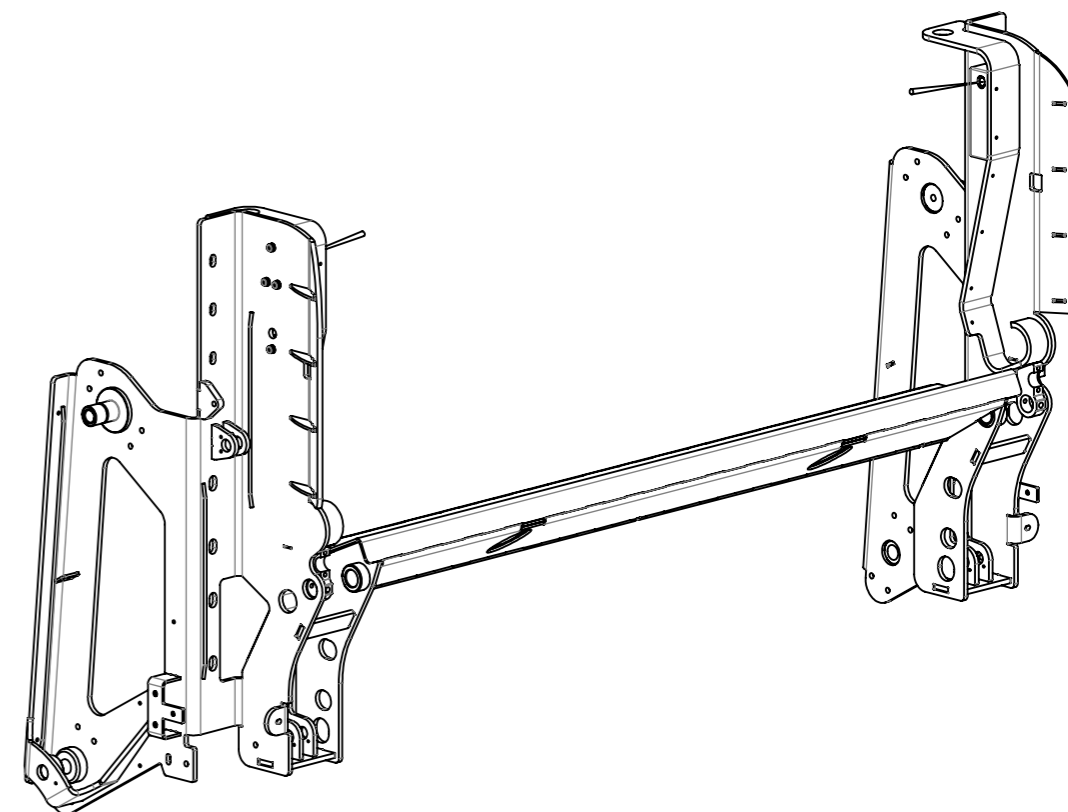
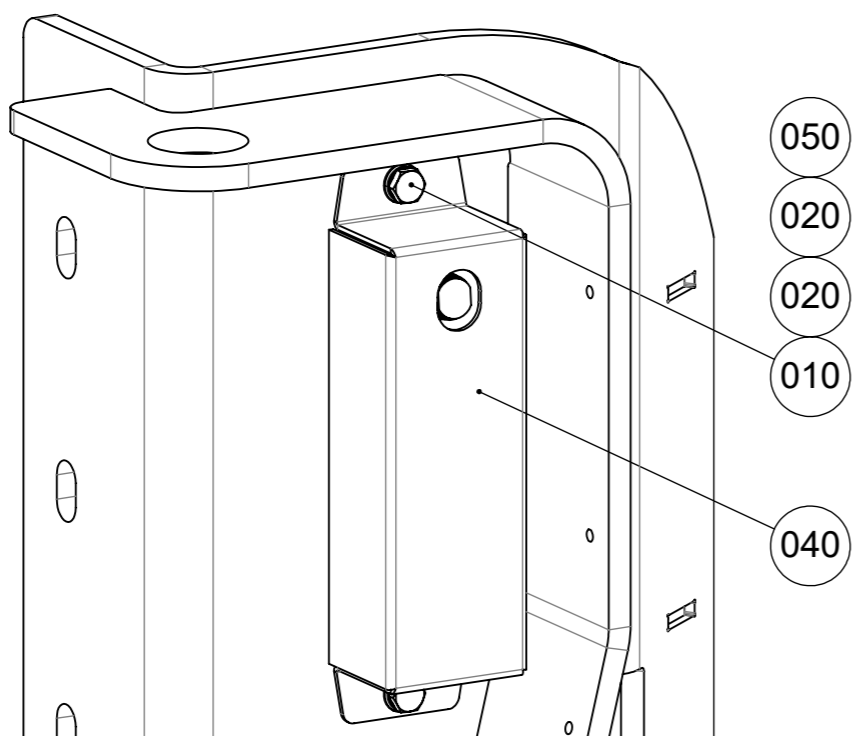
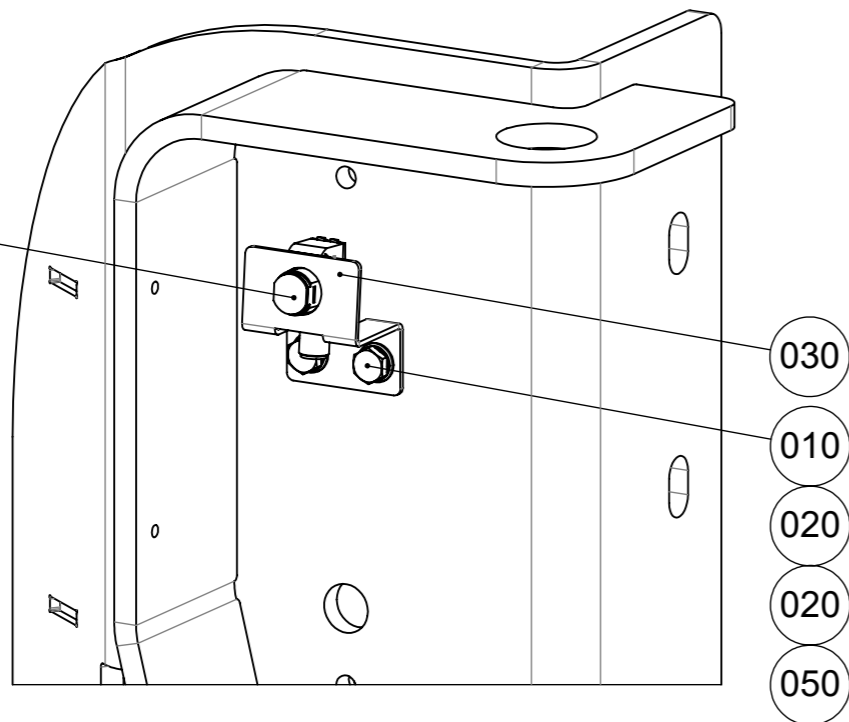
Standards	Material	Weight (kg)	General surface roughness Ra:
Shape / position tol. ISO 1101		200.1	✓
Weld def. / symb. ISO 2553	Drawn By Janssen, Nico	Date 2019-02-04	
Lin. / angle tol. -	Approved By Hartman, M.	Date 2019-04-05	

Projection	This drawing is provided on a confidential basis subject to return on demand by GEESINKNORBA, which retains any and all rights associated with it and the article or articles it represents. Disclosure, reproduction or alteration of any part of this drawing; or manufacture, use or sale of the article or articles represented, is prohibited without the prior written authorization of: GEESINKNORBA. © GEESINKNORBA (unpublished).			Description
	Derived from	Scale	Page	Instruction Mount. shaker
	-	1:15	1 OF 1	
			Format	Item number
			A3	<b>5051504</b>
				Revision
				-

Note:  
Sensor signal can affect the sensor on the other side of the unit.  
Be aware that the sensors can't see each other!

Rev.	Change Note	Drawn	Date	Approve
A	180912-1	Janssen, Nico	2020-01-31	Hartman, M.
<b>Descr.</b> BSI:10 BCQ:20 BAI:50 Update background model				

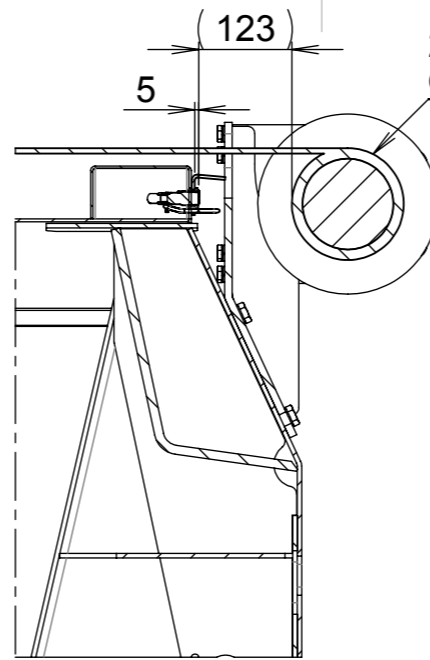
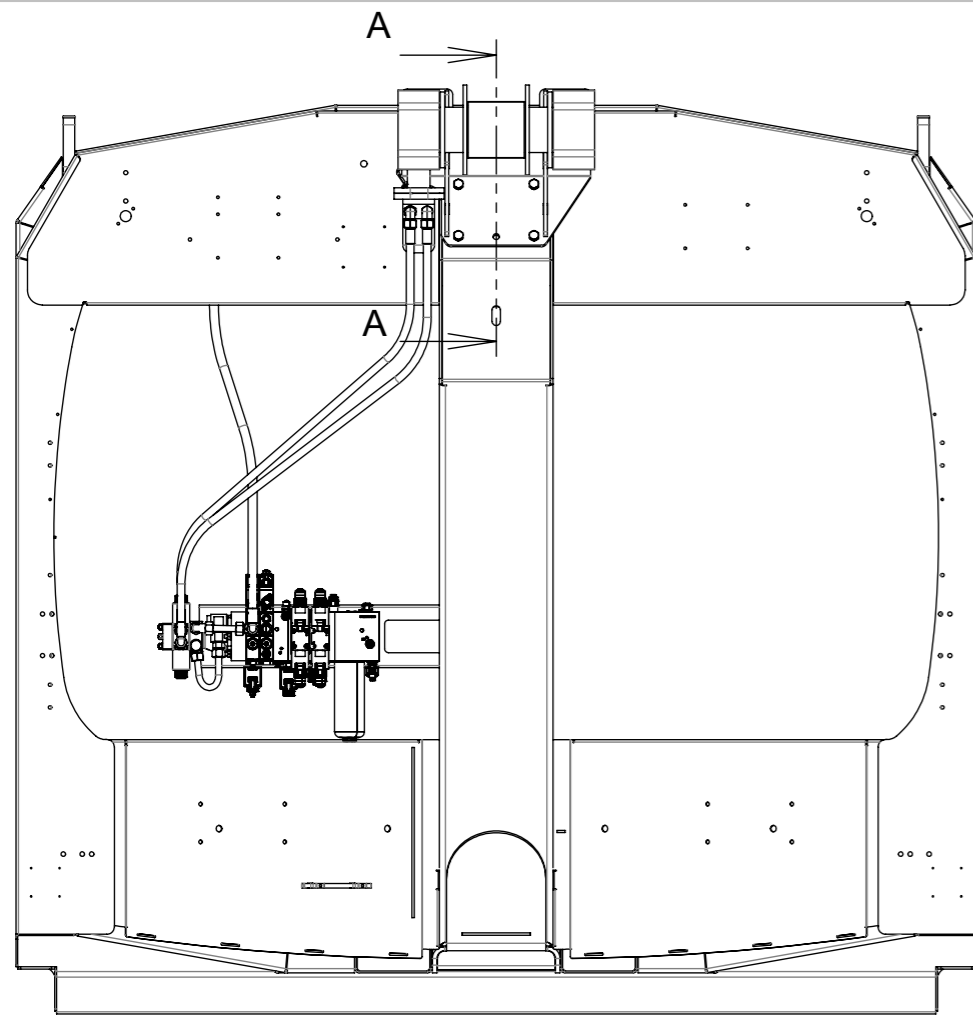
Sensor  
5047978  
Cable  
1007991



<b>A</b>	050	811042	Nut, hexagon torque prevailing M8 ISO 10511	8
	040	5048007	Cover Box	2
	030	5048006	Profile Sensor support	2
<b>A</b>	020	809024	Washer, plain normal chamfered M8 Steel ISO 7090	16
	010	812025	Screw, hexagon head M8 x 25 St 8.8 ISO 4017	8
	<b>Pos</b>	<b>Part/Item</b>	<b>Description</b>	<b>Qty</b>

Standards	Material	Weight (kg)	General surface roughness Ra:	✓
Shape / position tol. ISO 1101		42.8		
Weld def. / symb. ISO 2553	Drawn	By Pull ter Gunne, E.	Date 2018-02-01	
Lin. / angle tol.	Approved	By Hartman, M.	Date 2018-07-17	
Projection	This drawing is provided on a confidential basis subject to return on demand by GEESINKNORBA, which retains any and all rights associated with it and the article or articles it represents. Disclosure, reproduction or alteration of any part of this drawing; or manufacture, use or sale of the article or articles represented, is prohibited without the prior written authorization of: GEESINKNORBA. © GEESINKNORBA (unpublished).			Description
				Instruction Mounting container detection LWS
Derived from	Scale	Page	Format	Item number
5045050	1:3	1 OF 1	A3	<b>5045695</b>
				Revision
				<b>A</b>

Rev.	Change Note	Drawn	Date	Approve
-	-	Roosendaal, I.	2019-12-09	Burg, H. van der
Descr. -				

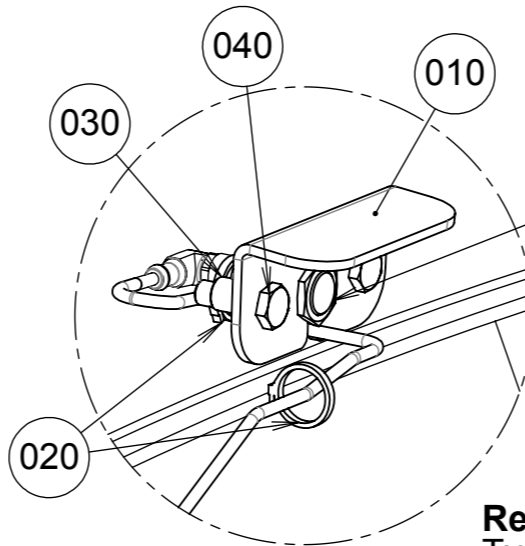
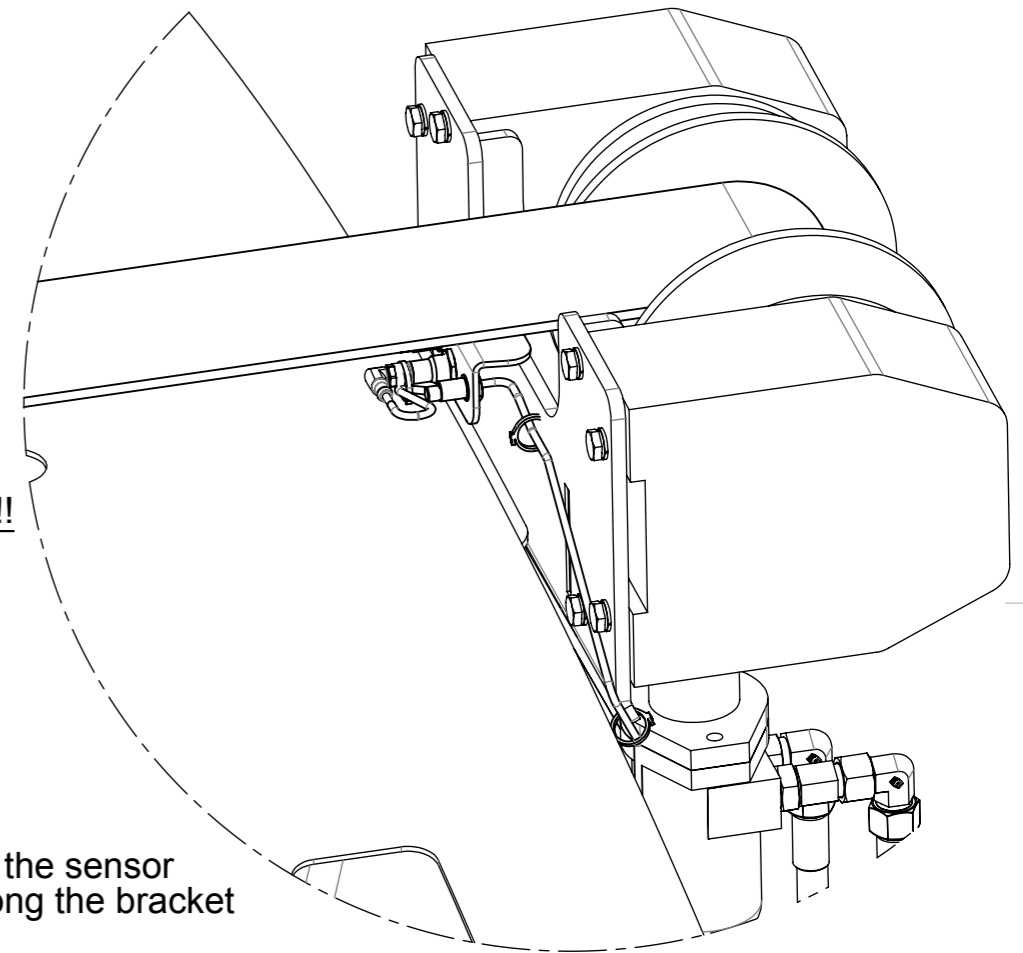


SECTION A-A  
SCALE 1 : 10

2 windings of band on the drum!!

**Sensor position:**  
Sensor must stick-out maximum 5mm from bracket!!

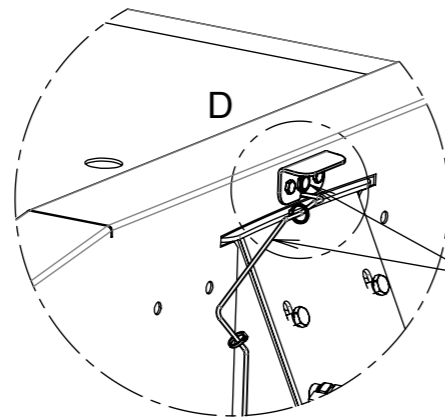
**Sensor explanation:**  
Sensor must give "stop winding out" when a distance to the band of 123mm is reached. This means that there are still two windings on the winch drum, which guarantee a safety situation in all circumstances!



DETAIL D  
SCALE 1 : 3

Sensor 5mm in front of bracket!!

**Remarks:**  
Ty-rip the cable to the sensor  
Guide the cable along the bracket of the winch.  
Use the holes in the bracket to connect the cable with ty-raps  
And guide further on along the hydraulic hoses



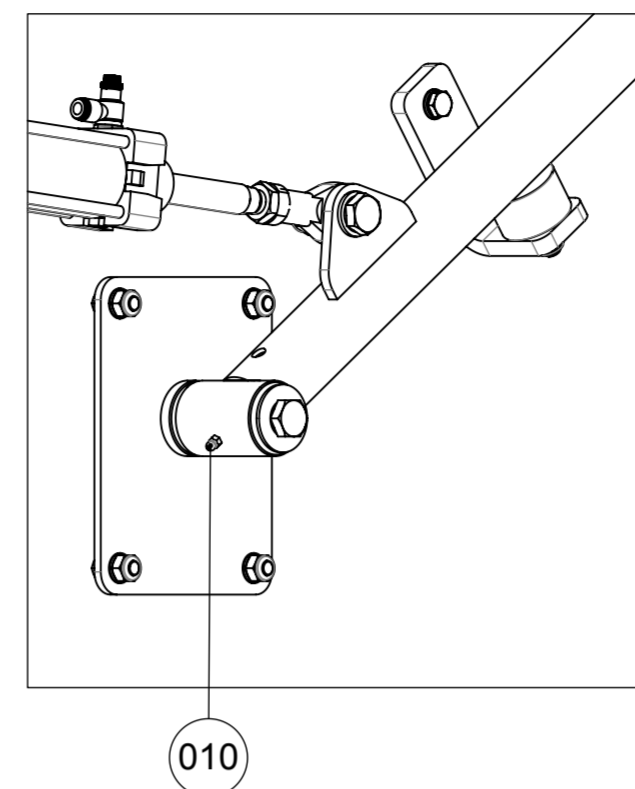
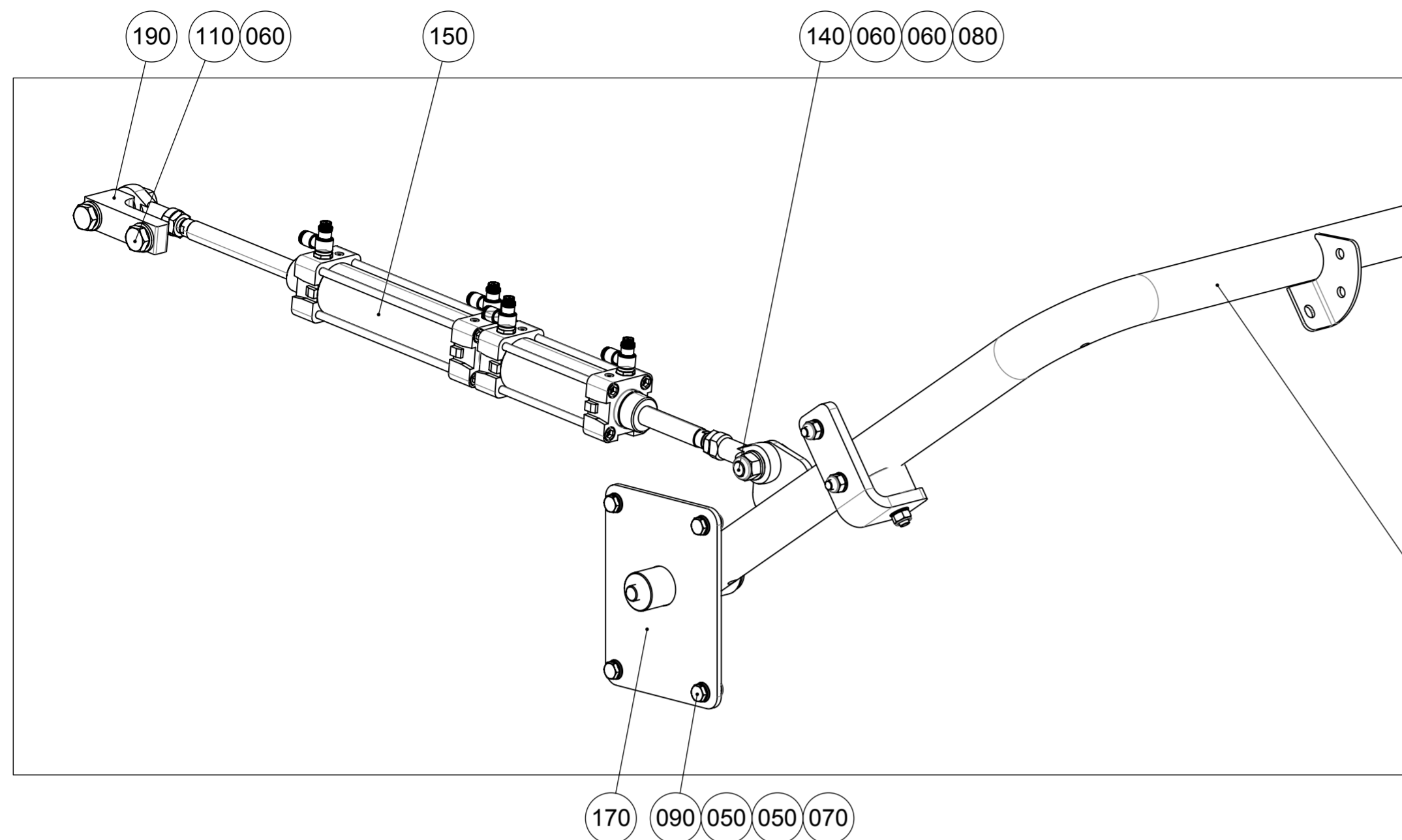
DETAIL C  
SCALE 1 : 10

Sensor 5049902  
Cable 1005860

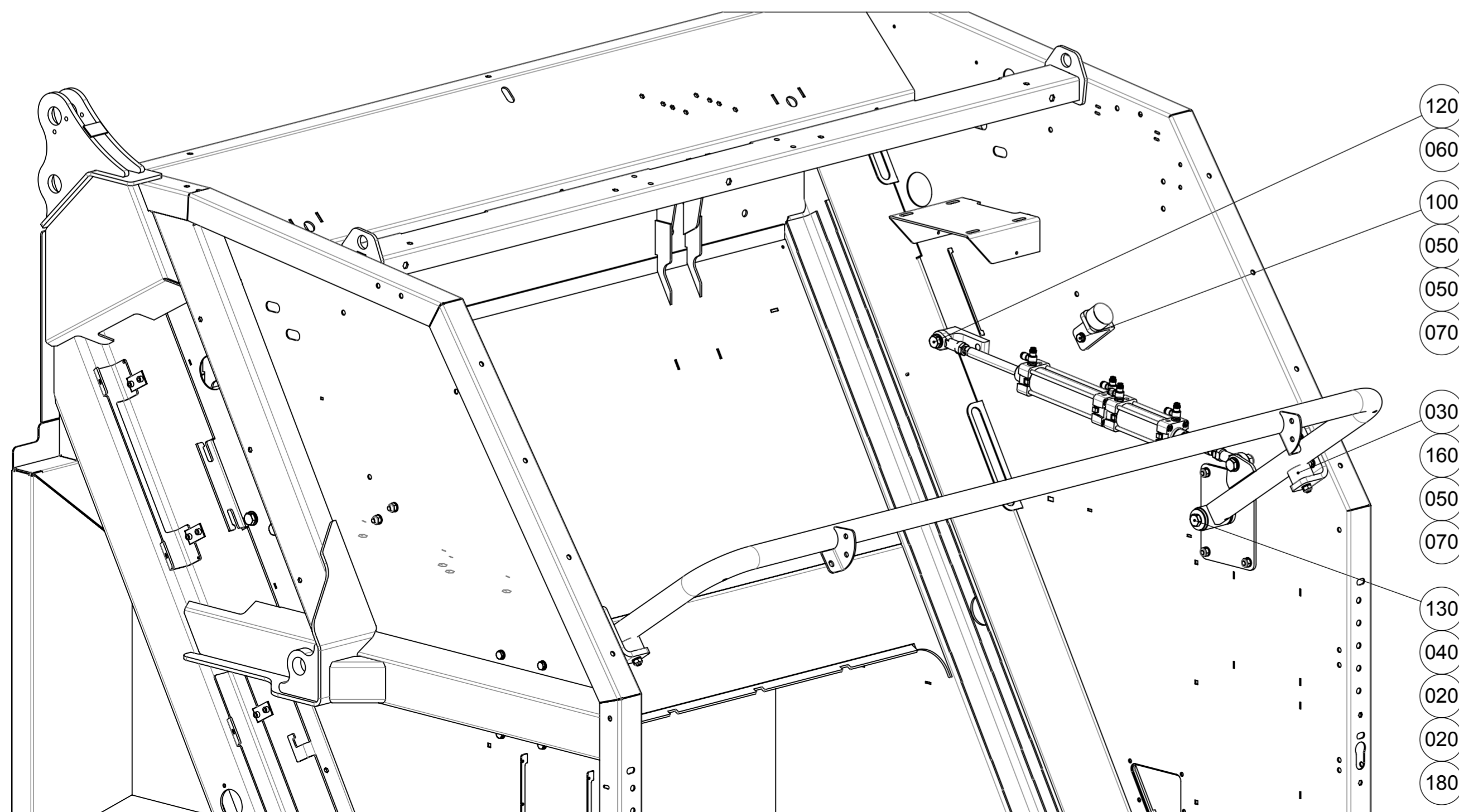
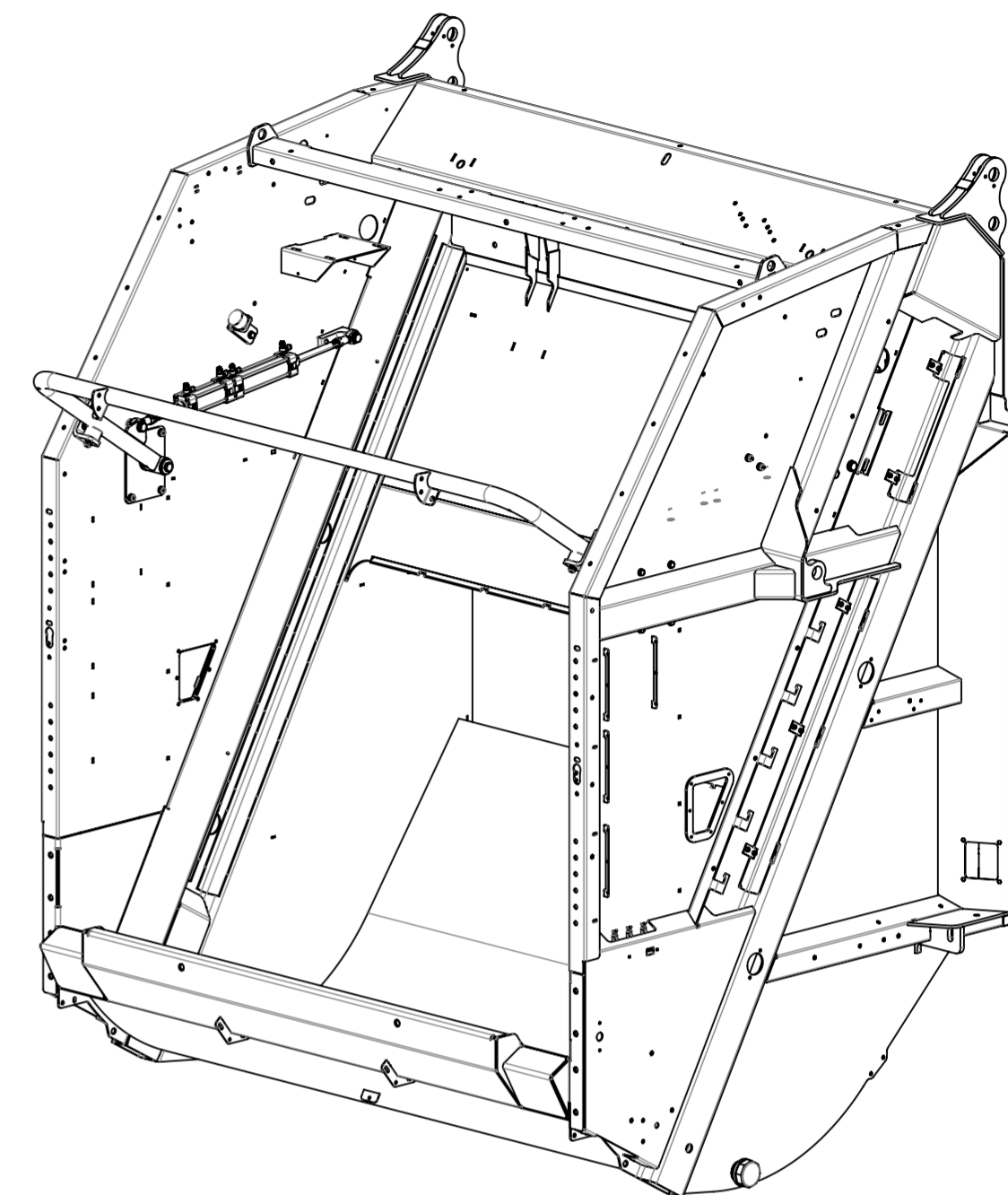
Pos	Part/Item	Description	Qty
040	812043	Screw, hexagon head M10x30 St 8.8 ISO 4017	2
030	811209	Nut, blind rivet ALS4-1015-3.8 M10 St	2
020	650201	Cable tie ø3,6x140 PP (Polypropeen)	3
010	5052568	Bracket Winch sensor	1

Standards		Material	Weight (kg)	General surface roughness Ra:	
Shape / position tol. ISO 1101			2.37	✓	
Weld def. / symb. ISO 2553		Drawn By Roosendaal, I.	Date 2019-01-31		
Lin. / angle tol.		Approved By Burg, H. van der	Date 2019-12-09		
Projection		This drawing is provided on a confidential basis subject to return on demand by GEESINKNORBA, which retains any and all rights associated with it and the article or articles it represents. Disclosure, reproduction or alteration of any part of this drawing; or manufacture, use or sale of the article or articles represented, is prohibited without the prior written authorization of: GEESINKNORBA. © GEESINKNORBA (unpublished).			Description
		Derived from	Scale 1:20	Page 1 OF 1	Format A3
		Item number			Revision
		5051572			

Rev.	Change Note	Drawn	Date	Approve
-	180912-1	Janssen, Nico	2019-03-27	Hartman, M.
Descr. New assembly				



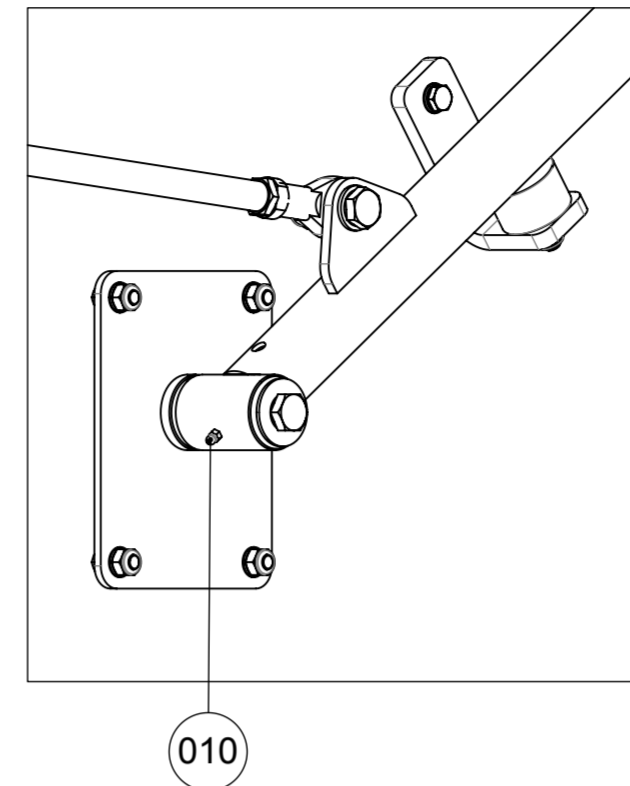
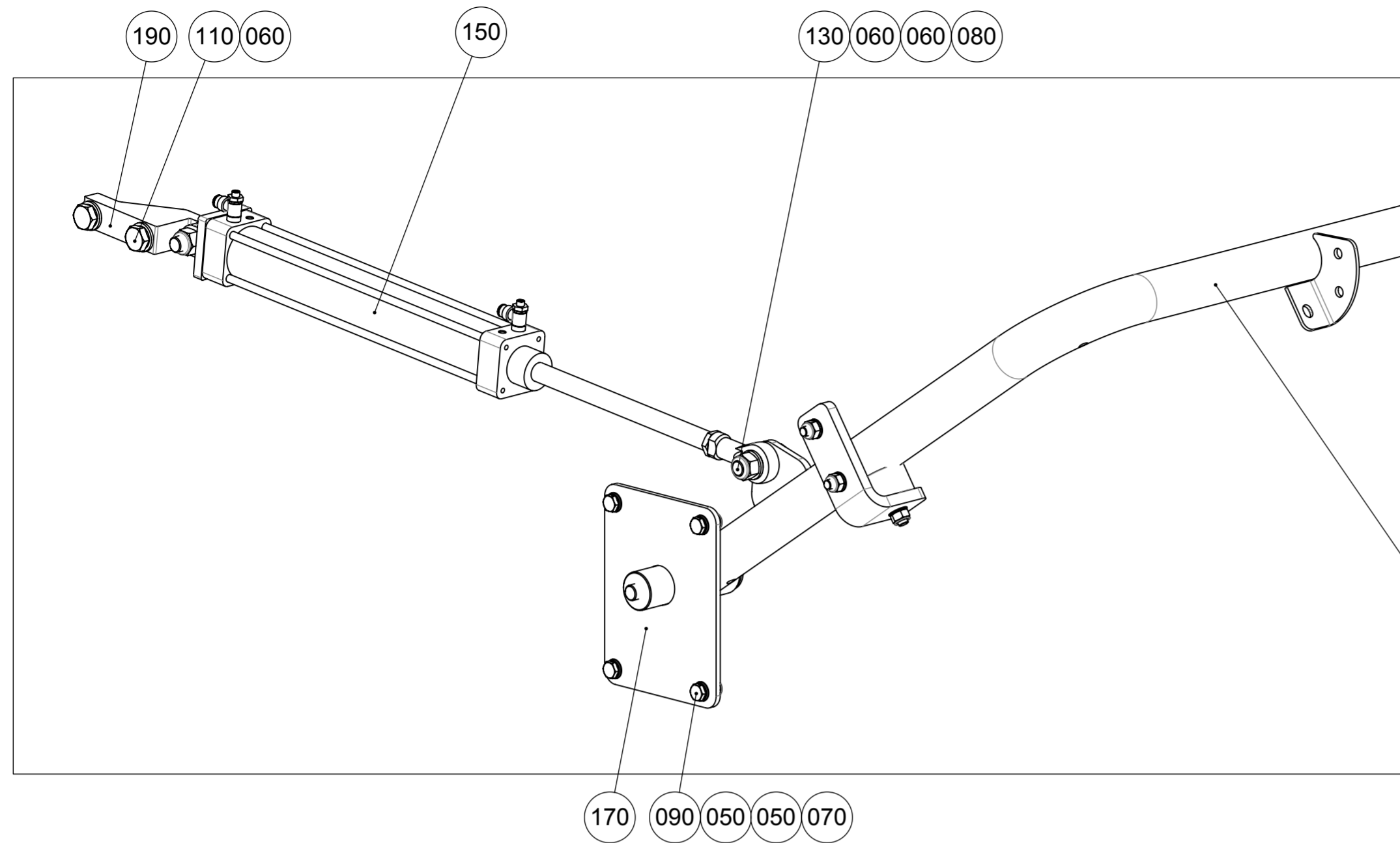
Bin catch is configurator driven



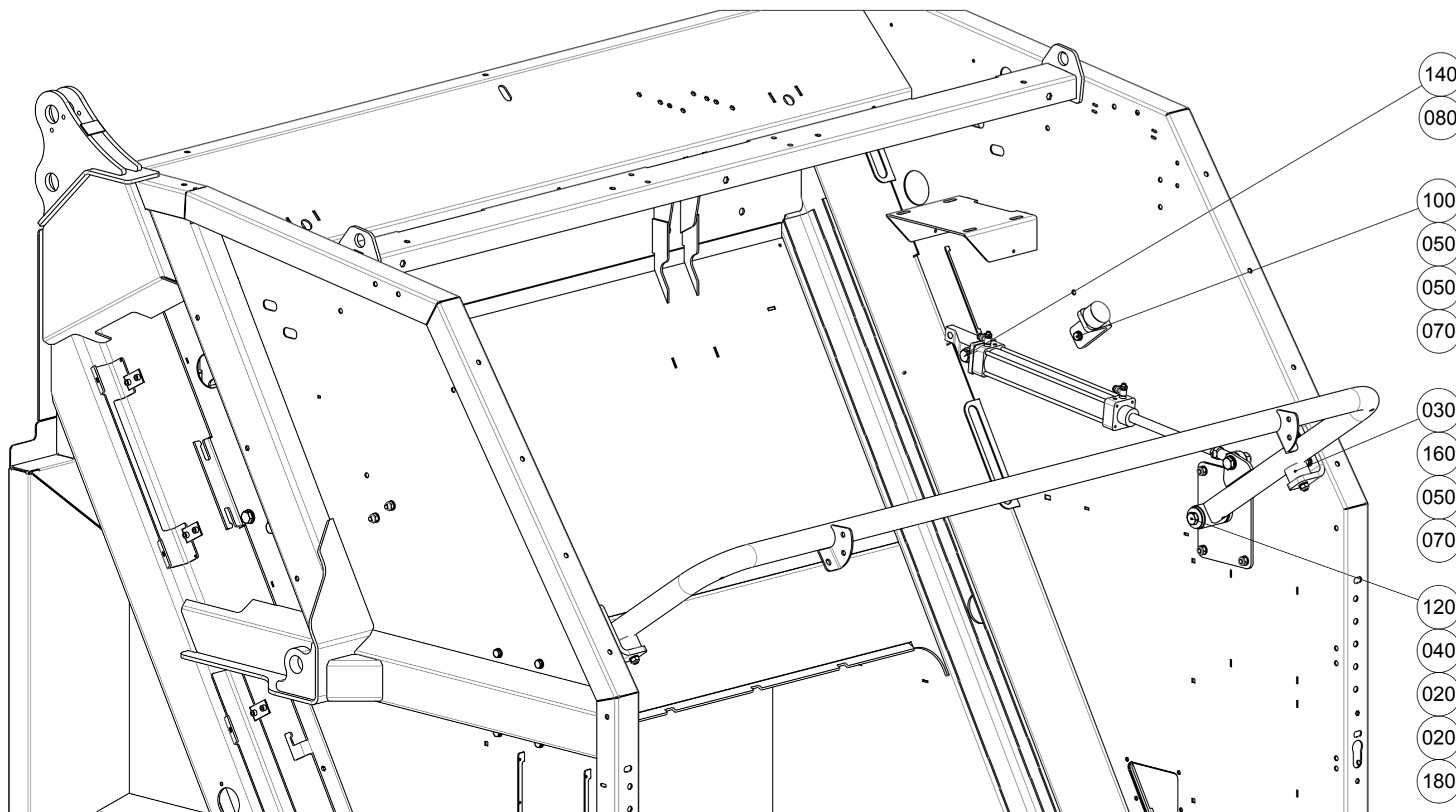
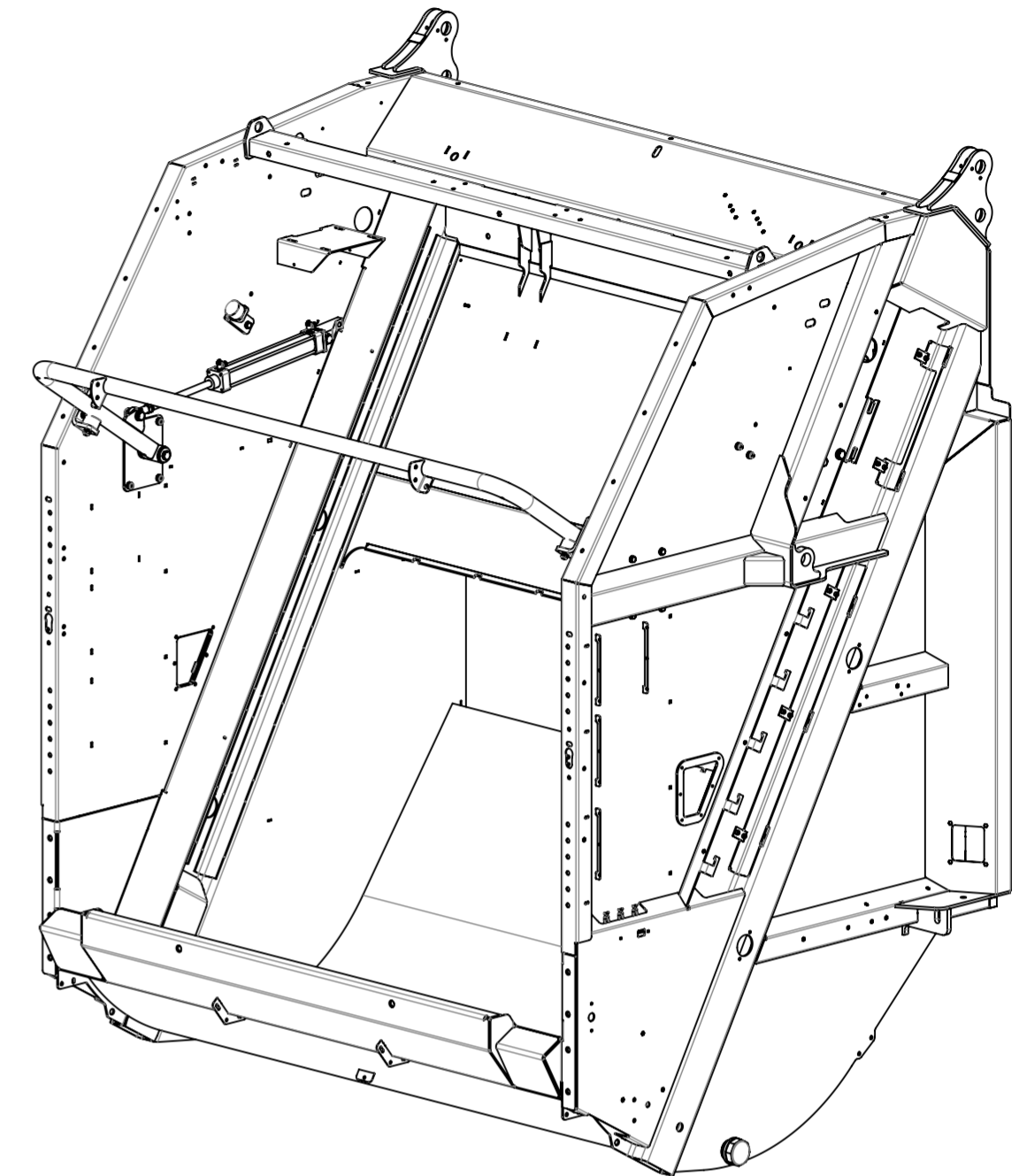
Pos	Part/Item	Description	Qty
190	5049412	Block Support	2
180	5049381	Axle tub	2
170	5049380	Hinge point Bin catch	2
160	5049373	Profile Buffer support	4
150	5049362	Cylinder, pneumatic ø50 stroke 80/150	2
140	813081	Bolt, hexagon head M16x55 St 8.8 ISO 4014	2
130	812104	Screw, hexagon head M16x140 St 8.8 ISO 4017	2
120	812096	Screw, hexagon head M16x45 ISO 4017	2
110	812092	Screw, hexagon head M16x25 ISO 4017	4
100	812044	Screw, hexagon head M10x35 0 ISO 4017	8
090	812042	Screw, hexagon head M10x25 St 8.8 ISO 4017	8
080	811046	Nut, hexagon torque prevailing M16 ISO 10511	2
070	811043	Nut, hexagon torque prevailing M10 ISO 10511	20
060	809028	Washer, plain normal M16 Steel ISO 7089	10
050	809025	Washer, plain normal chamfered M10 Steel ISO 7090	36
040	808009	Washer, mudwing repair M16x45	2
030	401485	Buffer	4
020	308004	Bearing	4
010	301510	Grease nipple M6-180° DIN 71412/3858 M6 St DIN 71412	2
Pos	Part/Item	Description	Qty

Standards		Material	Weight (kg)	General surface roughness Ra:
Shape / position tol. ISO 1101			0.0	✓
Weld def. / symb. ISO 2553		Drawn By Janssen, Nico	Date 2018-10-10	<b>GEESINKNORBA</b>
Lin. / angle tol. -		Approved By Hartman, M.	Date 2019-03-27	
Projection		This drawing is provided on a confidential basis subject to return on demand by GEESINKNORBA, which retains any and all rights associated with it and the article or articles it represents. Disclosure, reproduction or alteration of any part of this drawing, or manufacture, use or sale of the article or articles represented, is prohibited without the prior written authorization of: GEESINKNORBA. © GEESINKNORBA (unpublished).		Description
		Derived from	Scale 1:10	Page 1 OF 1
		Format	A2	Item number <b>5049363</b>
				Revision

Rev.	Change Note	Drawn	Date	Approve
-	180912-1	Janssen, Nico	2019-03-29	Hartman, M.
Descr. New assembly				



Bin catch is configurator driven

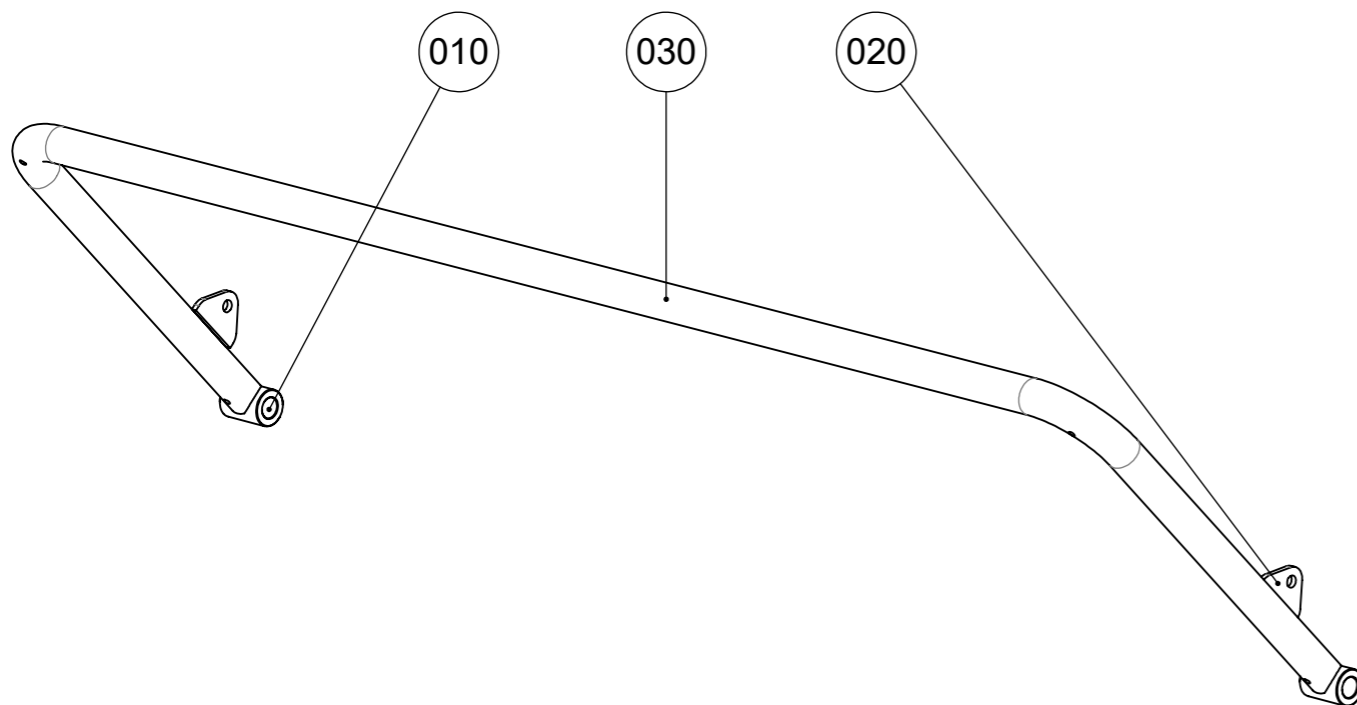
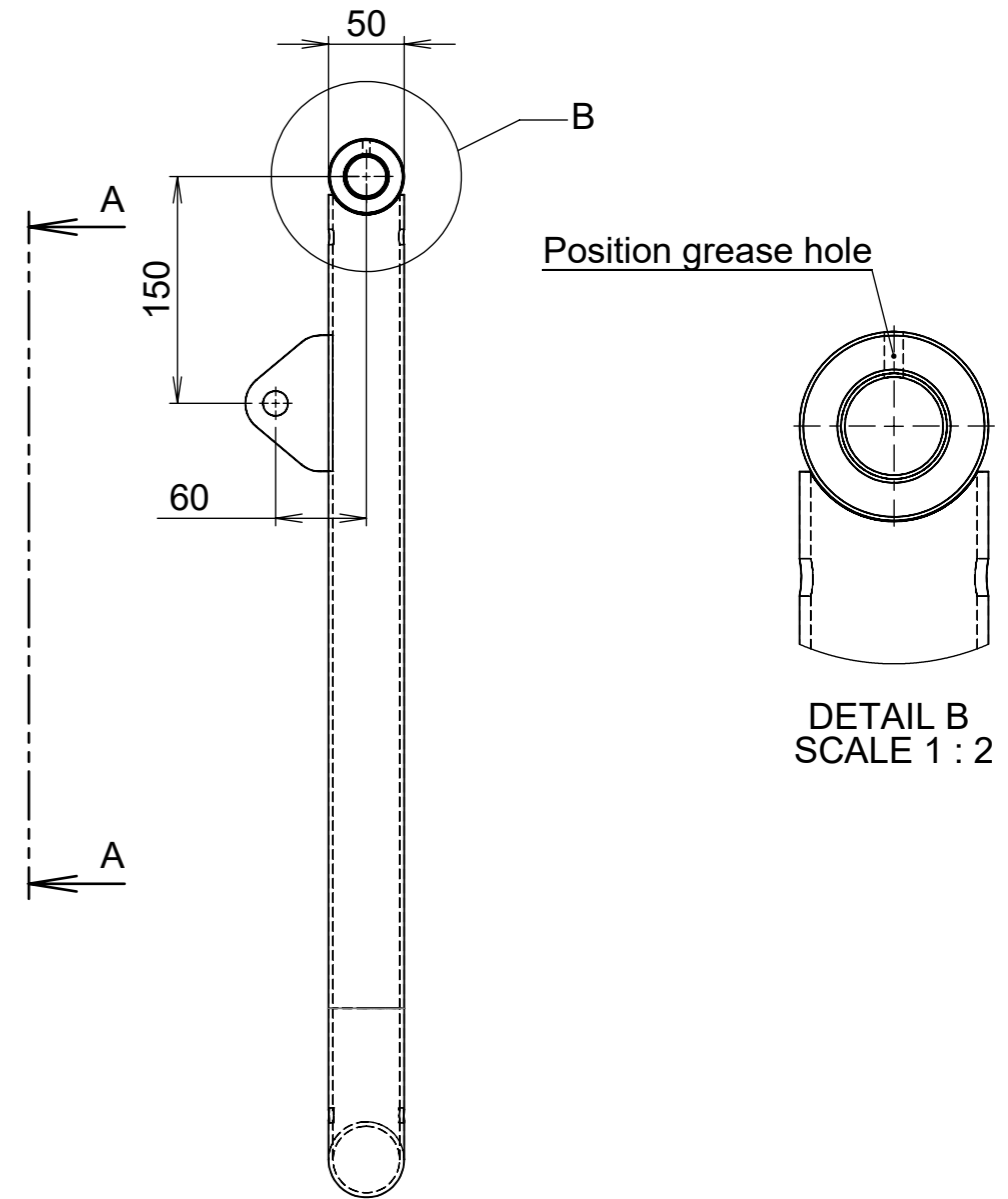
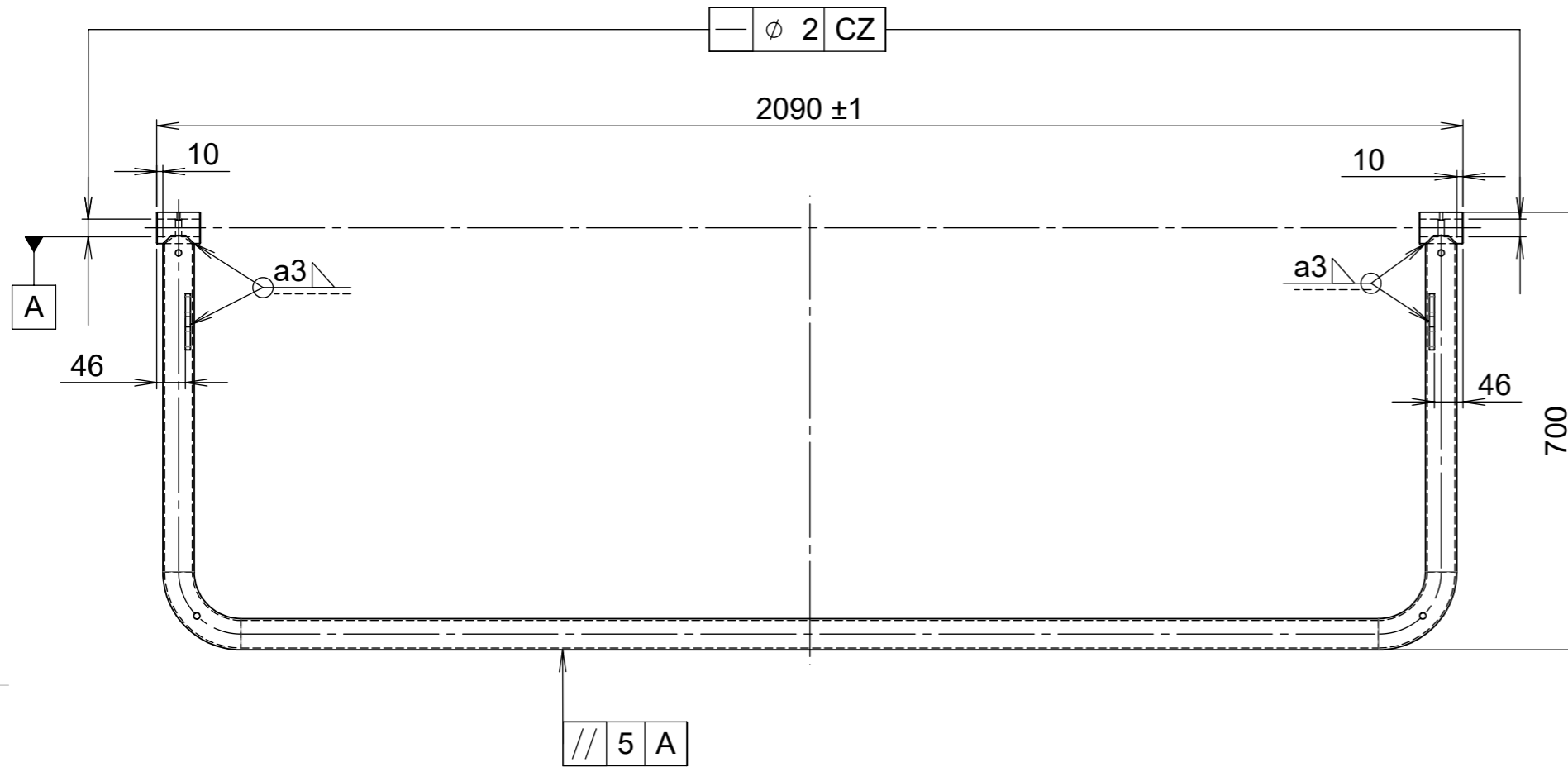


190	5049919	Block Support	2
180	5049381	Axle tub	2
170	5049380	Hinge point Bin catch	2
160	5049373	Profile Buffer support	4
150	936097	Cylinder, pneumatic ø50x20-320	2
140	813083	Bolt, hexagon head M16x70 St 8.8 ISO 4014	2
130	813081	Bolt, hexagon head M16x55 St 8.8 ISO 4014	2
120	812104	Screw, hexagon head M16x140 St 8.8 ISO 4017	2
110	812092	Screw, hexagon head M16x25 ISO 4017	4
100	812044	Screw, hexagon head M10x35 0 ISO 4017	8
090	812042	Screw, hexagon head M10x25 St 8.8 ISO 4017	8
080	811046	Nut, hexagon torque prevailing M16 ISO 10511	4
070	811043	Nut, hexagon torque prevailing M10 ISO 10511	20
060	809028	Washer, plain normal M16 Steel ISO 7089	8
050	809025	Washer, plain normal chamfered M10 Steel ISO 7090	36
040	808009	Washer, mudwing repair M16x45	2
030	401485	Buffer	4
020	308004	Bearing	4
010	301510	Grease nipple M6-180° DIN 71412/3858 M6 St DIN 71412	2
Pos	Part/Item	Description	Qty

Standards		Material		Weight (kg)		General surface roughness Ra:	
Shape / position tol. ISO 1101				1106.00		✓	
Weld def. / symb. ISO 2553		Drawn By Spruijt, W.		Date 2018-10-23			
Lin. / angle tol. -		Approved By Hartman, M.		Date 2019-03-29			
Projection		This drawing is provided on a confidential basis subject to return on demand by GEESINKNORBA, which retains any and all rights associated with it and the article or articles it represents. Disclosure, reproduction or alteration of any part of this drawing, or manufacture, use or sale of the article or articles represented, is prohibited without the prior written authorization of: GEESINKNORBA. © GEESINKNORBA (unpublished).					
		Derived from		Scale 1:10		Page 1 OF 1	
				Format A2		Description <b>Instruction</b> Mount. pneumatic 1-level bin catch	
				Item number		Revision	
				<b>5049922</b>			

Rev.	Change Note	Drawn	Date	Approve
B	CN200306-3	Janssen, Nico	2020-03-19	Burg, H. van der
<b>Descr.</b> BDI:40,50				

Electro-galvanised acc. GN Spec.: KS-005

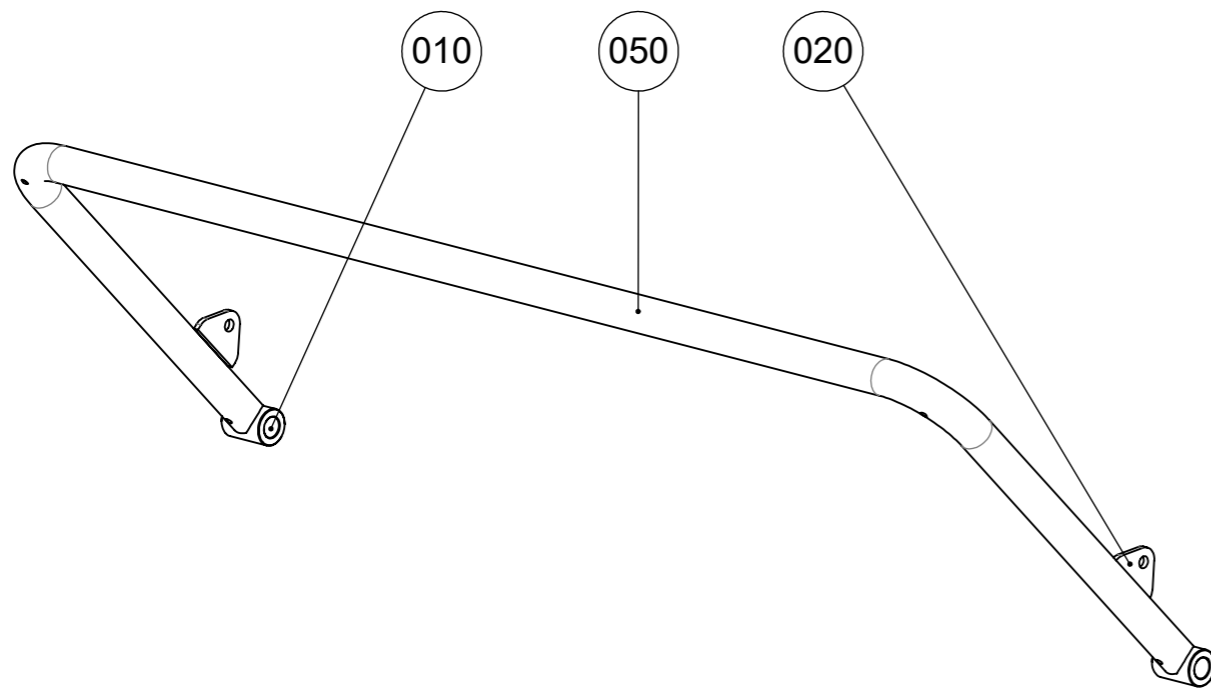
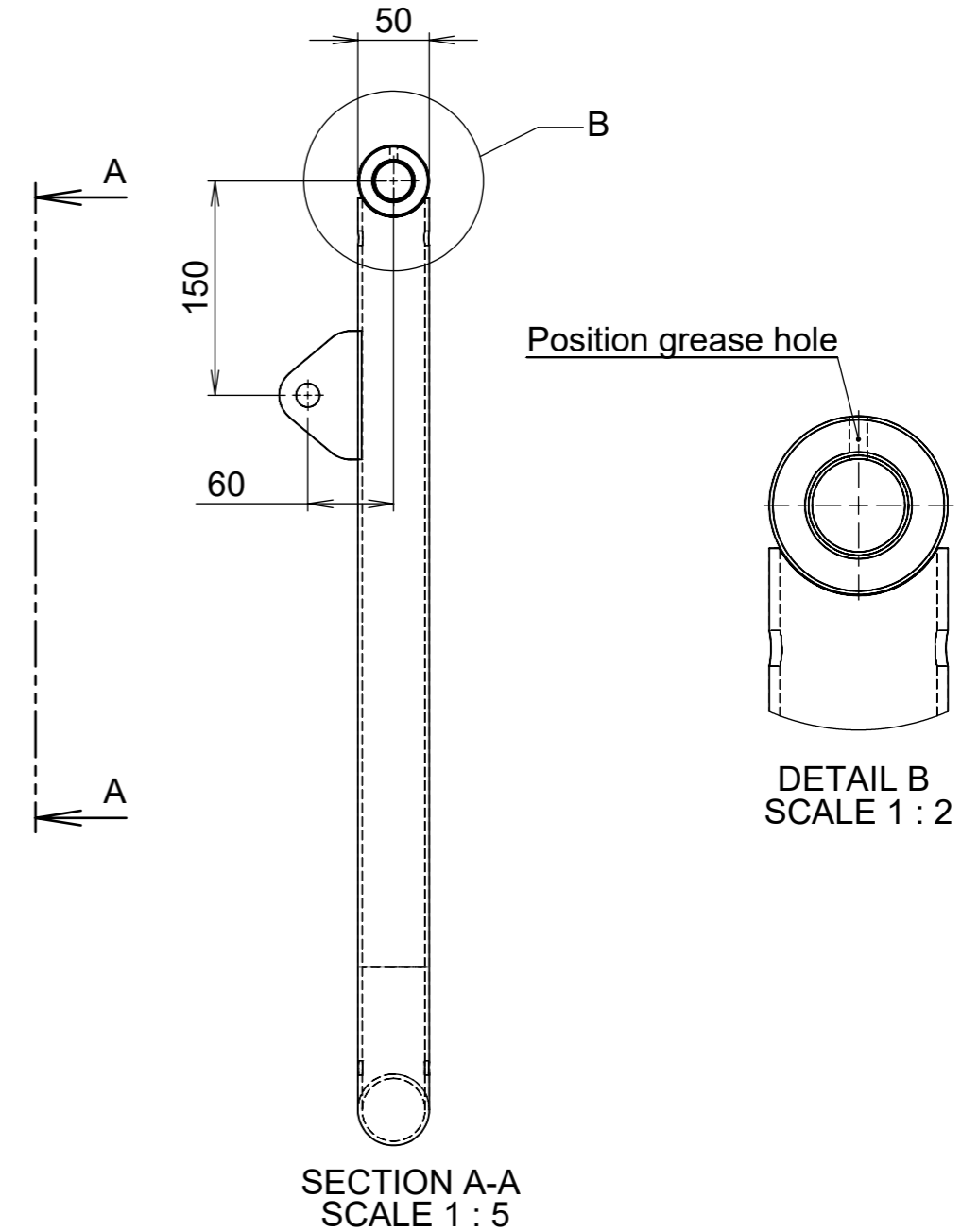
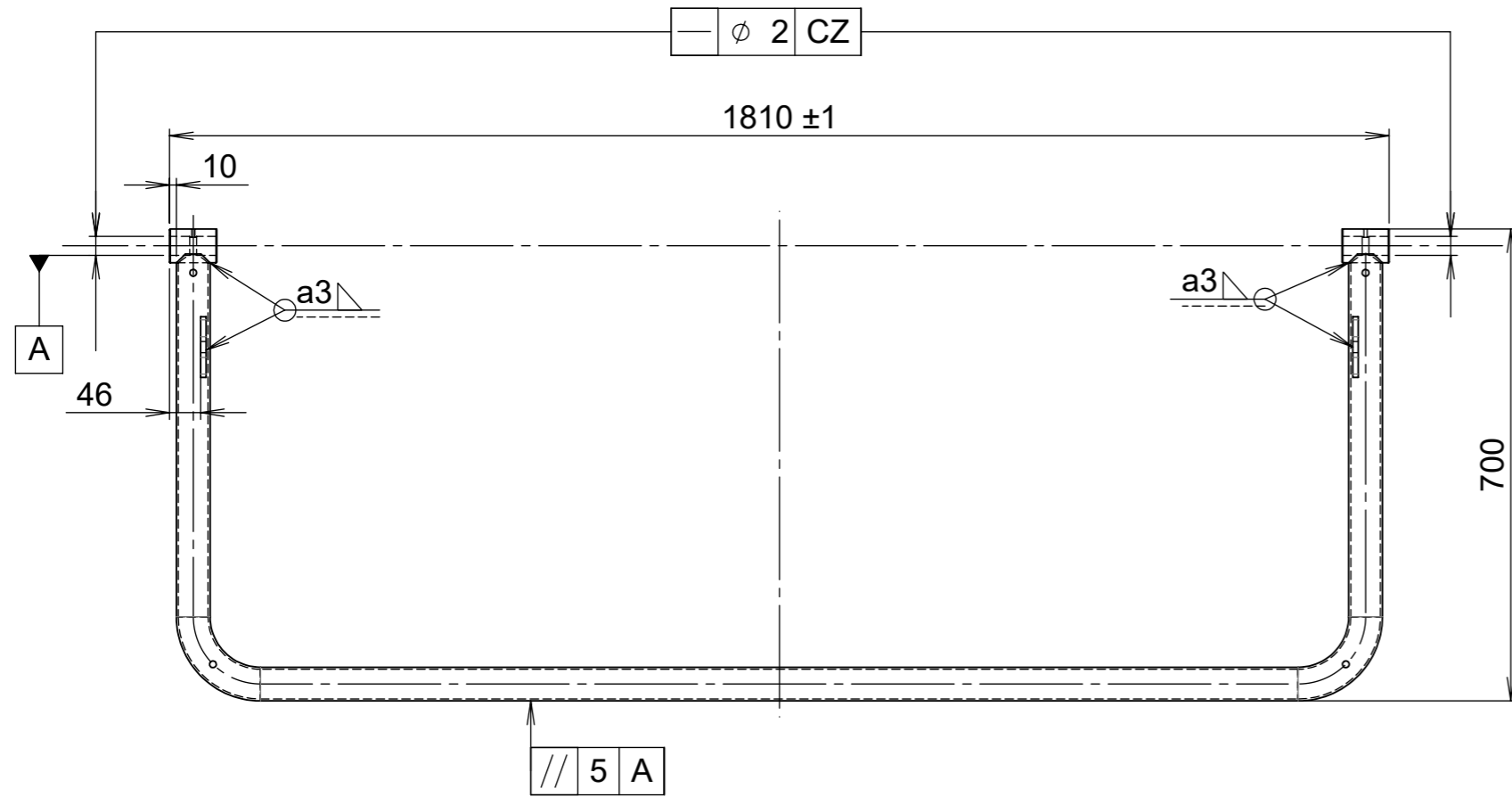


030	5049365	Tube Bin catch	1
020	5043189	Fork	2
010	5043188	Bush Bin catch	2
<b>Pos</b>	<b>Part/Item</b>	<b>Description</b>	<b>Qty</b>

Standards		Material	Weight (kg)	General surface roughness Ra:	
Shape / position tol. ISO 1101			0.013	✓	
Weld def. / symb. ISO 2553		Drawn By Janssen, Nico	Date 2018-09-28		
Lin. / angle tol. ISO 13920-B		Approved By Burg, H. van der	Date 2018-10-31		
Projection		This drawing is provided on a confidential basis subject to return on demand by GEESINKNORBA, which retains any and all rights associated with it and the article or articles it represents. Disclosure, reproduction or alteration of any part of this drawing; or manufacture, use or sale of the article or articles represented, is prohibited without the prior written authorization of: GEESINKNORBA. © GEESINKNORBA (unpublished).			Description
					<b>Bin catch</b> N4 without DIN cover guide xx25
Derived from	Scale 1:10	Page 1 OF 1	Format A3	Item number	Revision
				<b>5049368</b>	<b>B</b>

Rev.	Change Note	Drawn	Date	Approve
A	CN200306-3	Janssen, Nico	2020-03-19	Burg, H. van der
<b>Descr.</b> BDI:30,40				

Electro-galvanised acc. GN Spec.: KS-005

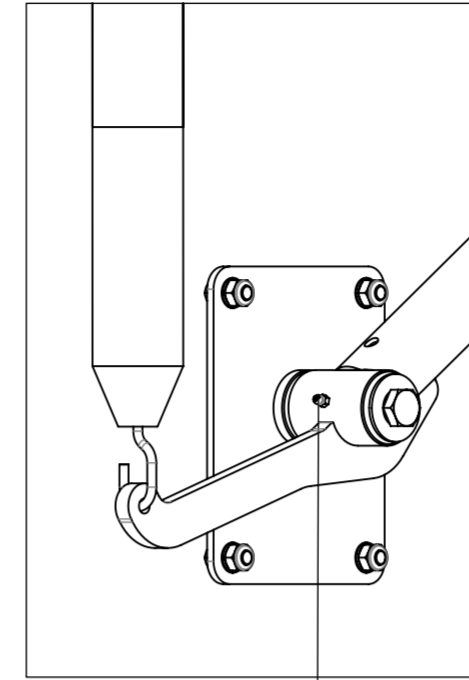
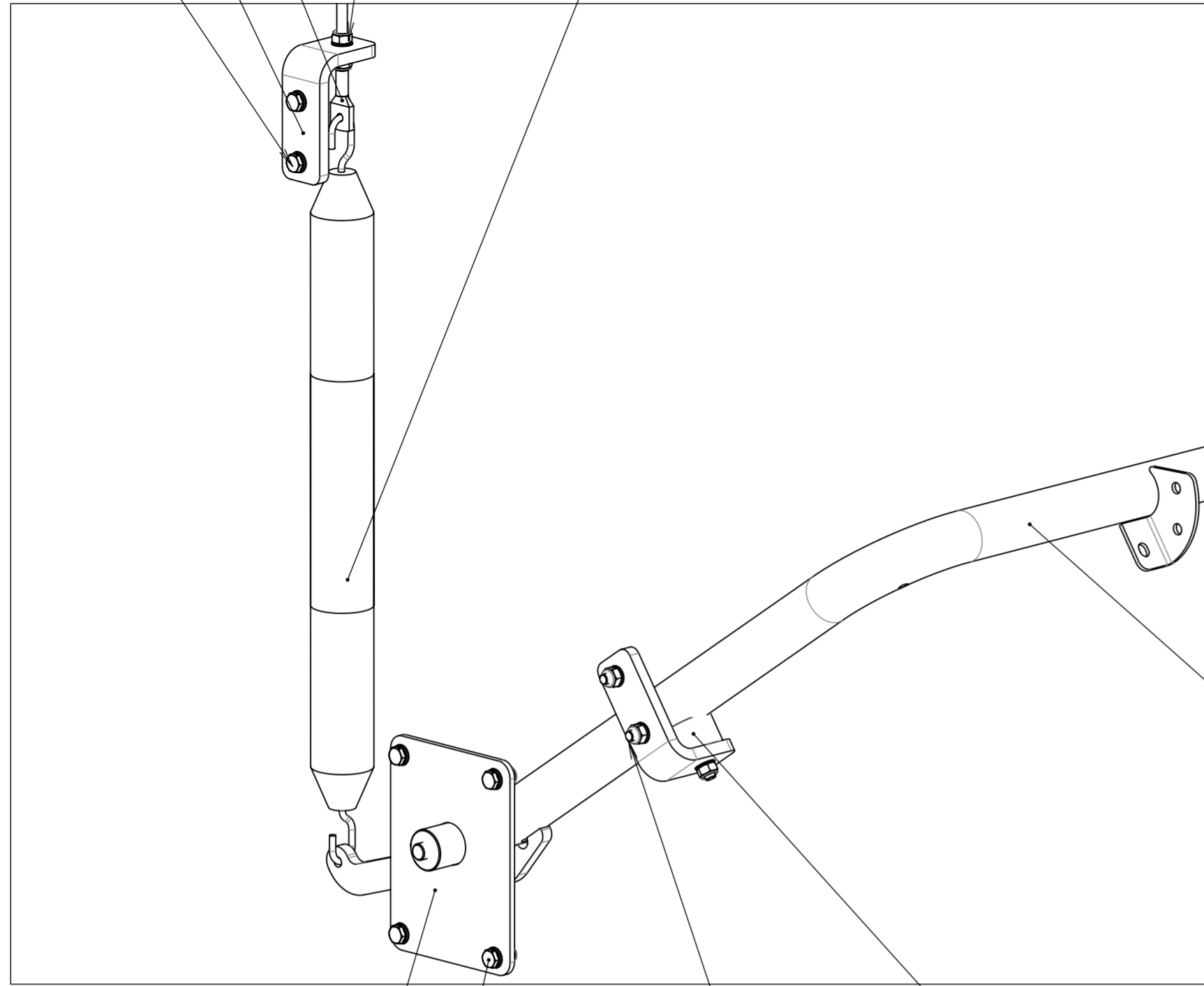


Pos	Part/Item	Description	Qty
050	5053883	Tube Bin catch N4 xx22	1
020	5043189	Fork	2
010	5043188	Bush Bin catch	2

Standards		Material	Weight (kg)	General surface roughness Ra:
Shape / position tol. ISO 1101			12.0	✓
Weld def. / symb. ISO 2553		Drawn By Janssen, Nico	Date 2019-04-30	
Lin. / angle tol. ISO 13920-B		Approved By Hartman, M.	Date 2019-04-30	
Projection		This drawing is provided on a confidential basis subject to return on demand by GEESINKNORBA, which retains any and all rights associated with it and the article or articles it represents. Disclosure, reproduction or alteration of any part of this drawing; or manufacture, use or sale of the article or articles represented, is prohibited without the prior written authorization of: GEESINKNORBA. © GEESINKNORBA (unpublished).		Description
				Bin catch
				N4 without DIN cover guide xx22
Derived from	Scale	Page	Format	Item number
5049368	1:10	1 OF 1	A3	<b>5053882</b>
				Revision <b>A</b>

Rev.	Change Note	Drawn	Date	Approve
-	180912-1	Hartman, M.	2019-03-29	Janssen, Nico
<b>Descr.</b> New assembly				

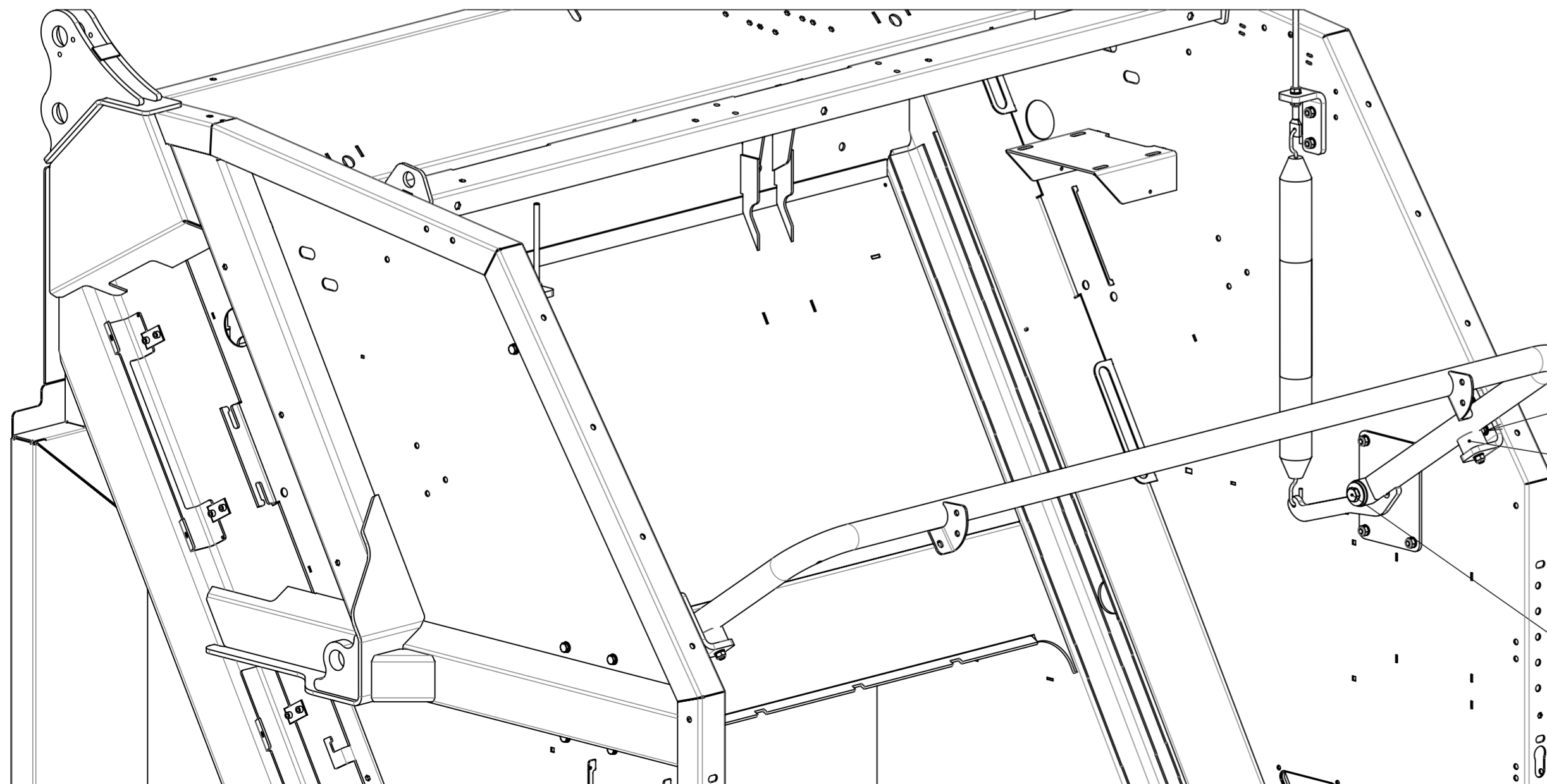
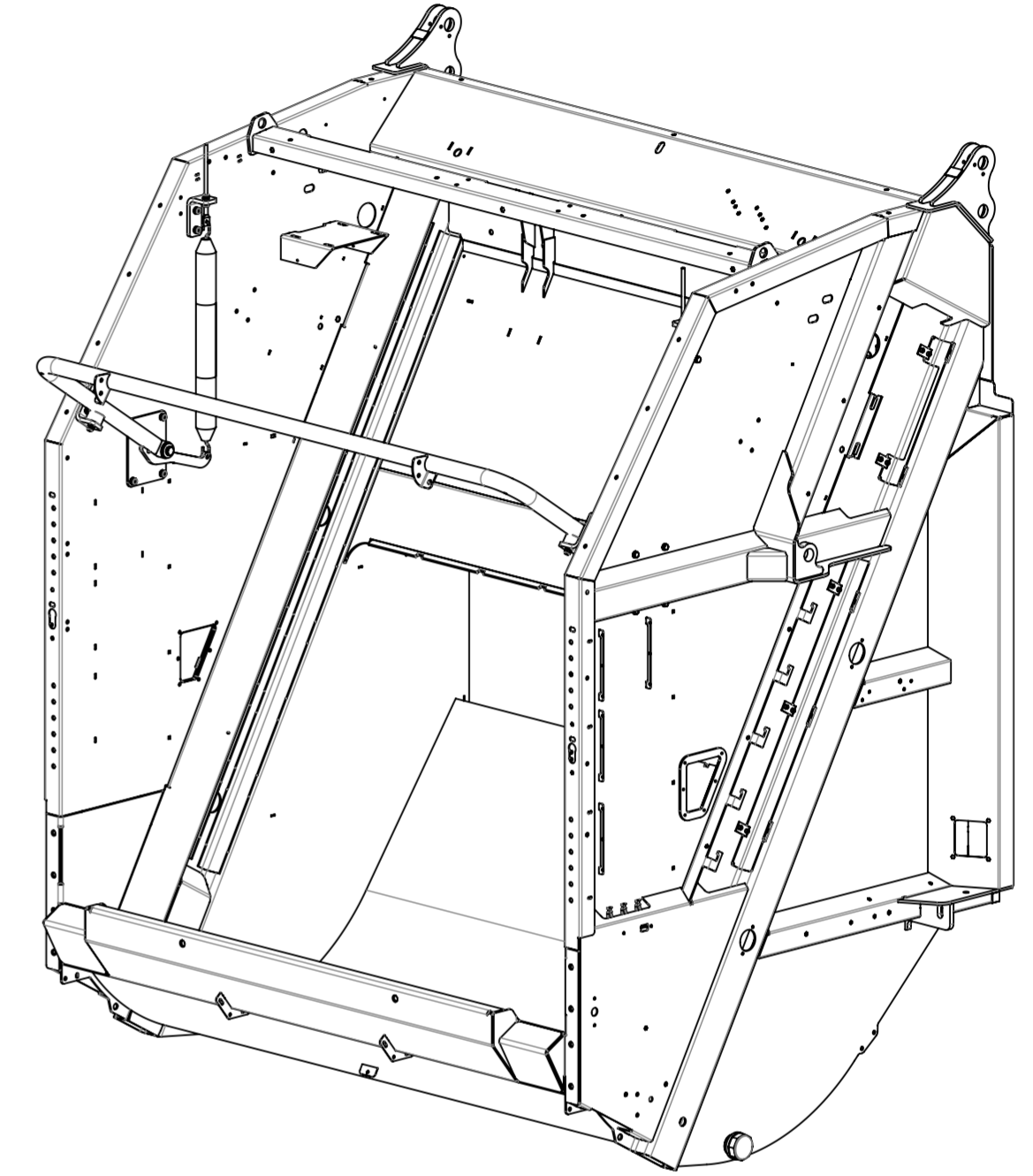
- 080
- 070
- 070
- 100
- 130
- 020
- 080
- 070
- 070
- 080
- 010



030

Bin catch is configurator driven

- 140
- 090
- 070
- 070
- 080
- 110
- 070
- 070
- 080
- 050

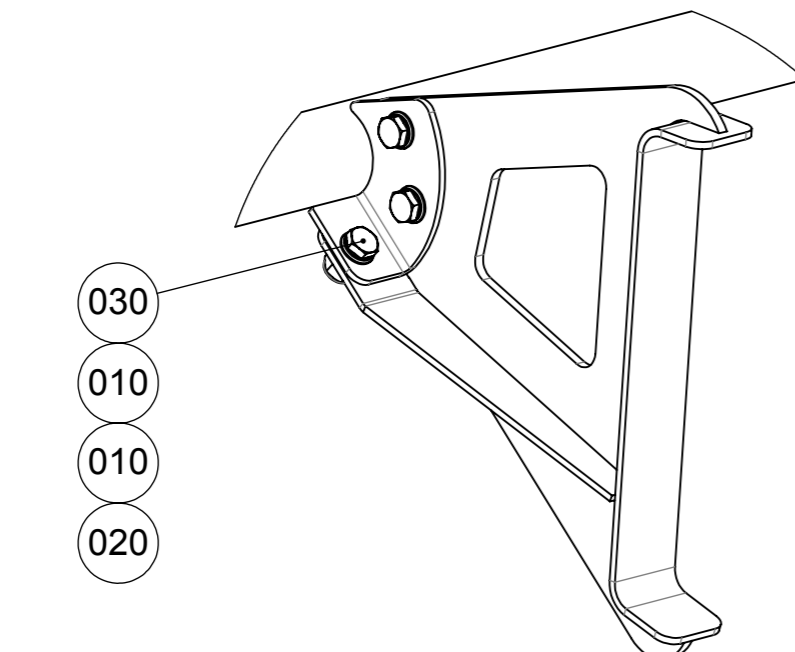
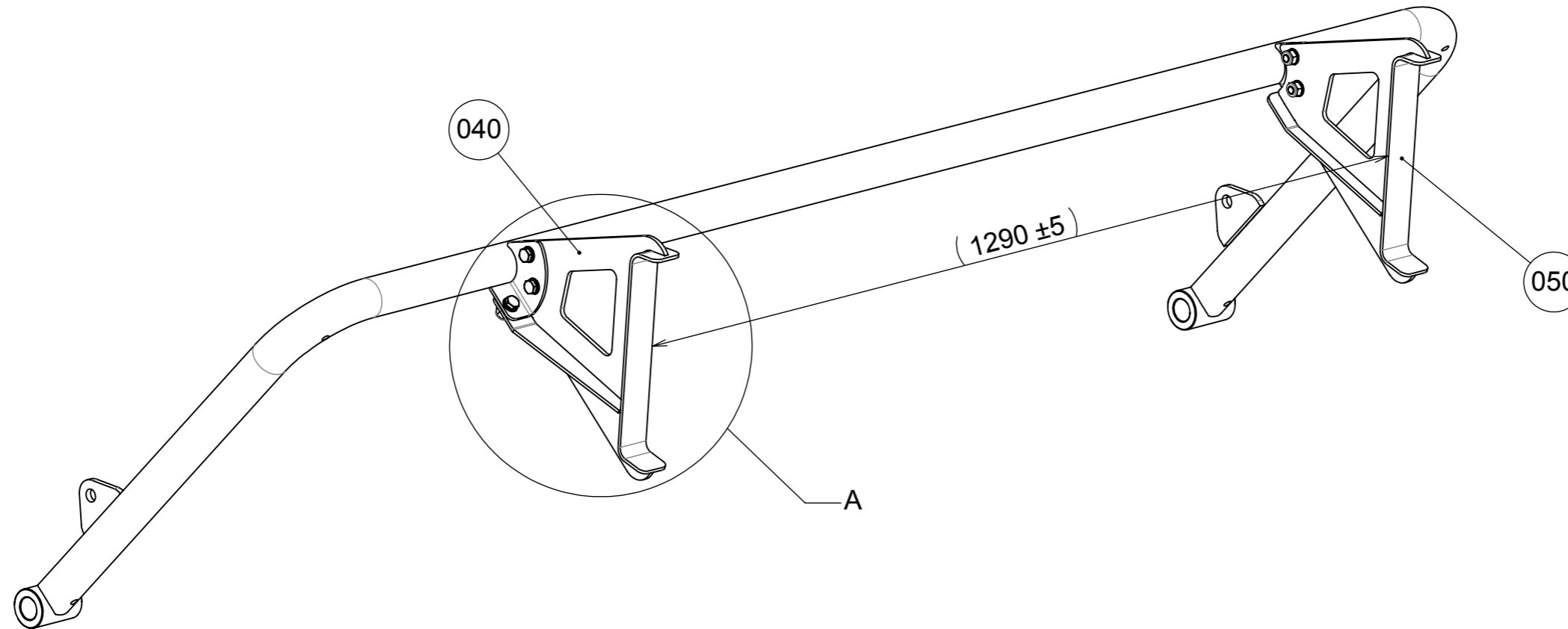


- 080
- 070
- 070
- 110
- 050
- 130
- 070
- 080
- 150
- 040
- 040
- 060
- 120

150	5049381	Axle tub	2
140	5049380	Hinge point Bin catch	2
130	5049373	Profile Buffer support	4
120	812104	Screw, hexagon head M16x140 St 8.8 ISO 4017	2
110	812044	Screw, hexagon head M10x35 0 ISO 4017	4
100	812043	Screw, hexagon head M10x30 St 8.8 ISO 4017	4
090	812042	Screw, hexagon head M10x25 St 8.8 ISO 4017	8
080	811043	Nut, hexagon torque prevailing M10 ISO 10511	22
070	809025	Washer, plain normal chamfered M10 Steel ISO 7090	38
060	808009	Washer, mudwing repair M16x45	2
050	401485	Buffer	2
040	308004	Bearing	4
030	301510	Grease nipple M6-180° DIN 71412/3858 M6 St DIN 71412	2
020	26112-00	Threaded rod Steel DIN 975	2
010	02704-00	Spring, extension	2
Pos	Part/Item	Description	Qty

Standards		Material		Weight (kg)	General surface roughness Ra:
Shape / position tol. ISO 1101				1103.9	✓
Weld def. / symb. ISO 2553		Drawn	By Spruijt, W.	Date	2018-10-23
Lin. / angle tol.		Approved	By Janssen, Nico	Date	2019-03-29
Projection		This drawing is provided on a confidential basis subject to return on demand by GEESINKNORBA, which retains any and all rights associated with it and the article or articles it represents. Disclosure, reproduction or alteration of any part of this drawing, or manufacture, use or sale of the article or articles represented, is prohibited without the prior written authorization of: GEESINKNORBA. © GEESINKNORBA (unpublished).			Description
					<b>GEESINKNORBA</b> <b>Instruction</b> Mount. mechanical bin catch
Derived from	Scale	Page	Format	Item number	Revision
	1:20	1 OF 1	A2	<b>5049945</b>	

Rev.	Change Note	Drawn	Date	Approve
-	180912-1	Janssen, Nico	2018-10-31	Burg, H. van der
<b>Descr.</b> New assembly				



050	5049414	Guide DIN guide RH	1
040	5049408	Guide DIN guide LH	1
030	812042	Screw, hexagon head M10x25 St 8.8 ISO 4017	6
020	811043	Nut, hexagon torque prevailing M10 ISO 10511	6
010	809025	Washer, plain normal chamfered M10 Steel ISO 7090	12
<b>Pos</b>	<b>Part/Item</b>	<b>Description</b>	<b>Qty</b>

Standards		Material	Weight (kg)	General surface roughness Ra:	
Shape / position tol. ISO 1101			18.4	✓	
Weld def. / symb. ISO 2553		Drawn	By Janssen, Nico	Date	2018-09-28
Lin. / angle tol. -		Approved	By Burg, H. van der	Date	2018-10-31
Projection		This drawing is provided on a confidential basis subject to return on demand by GEESINKNORBA, which retains any and all rights associated with it and the article or articles it represents. Disclosure, reproduction or alteration of any part of this drawing; or manufacture, use or sale of the article or articles represented, is prohibited without the prior written authorization of: GEESINKNORBA. © GEESINKNORBA (unpublished).			
		Derived from	Scale	Page	
		-	1:5	1 OF 1	A3
				Item number	Revision
				<b>5049409</b>	-

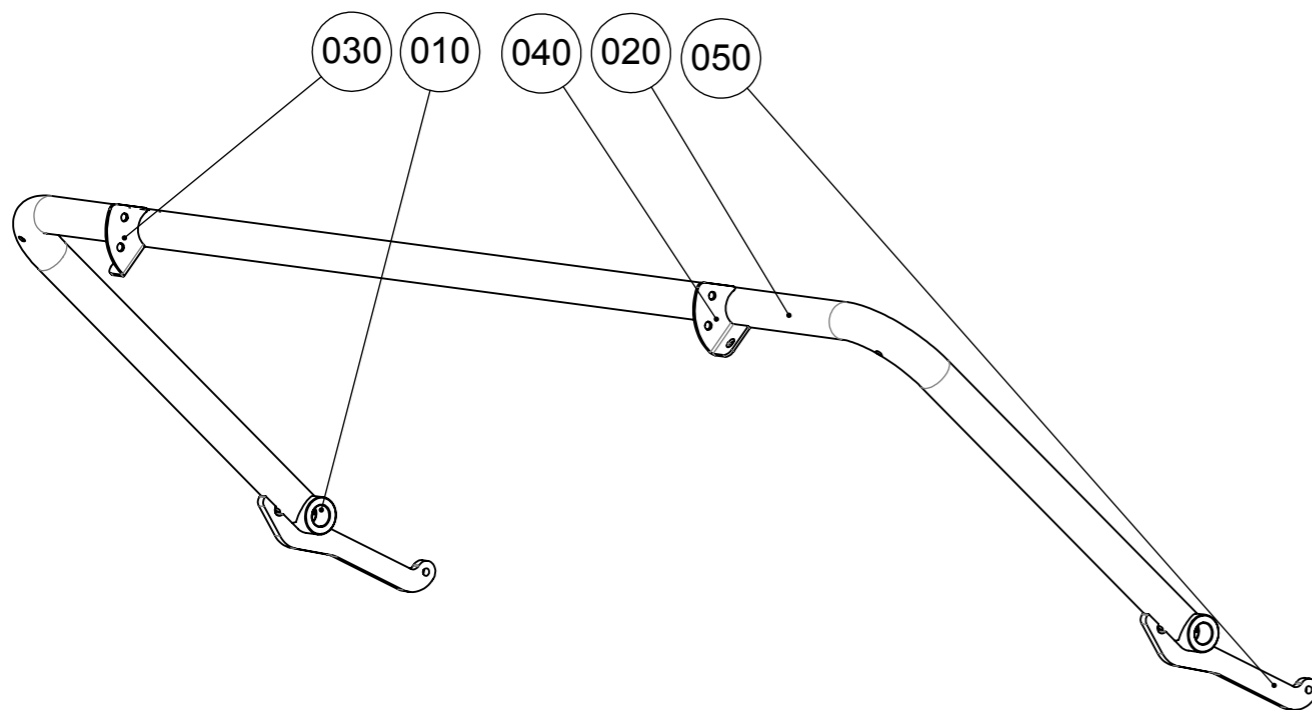
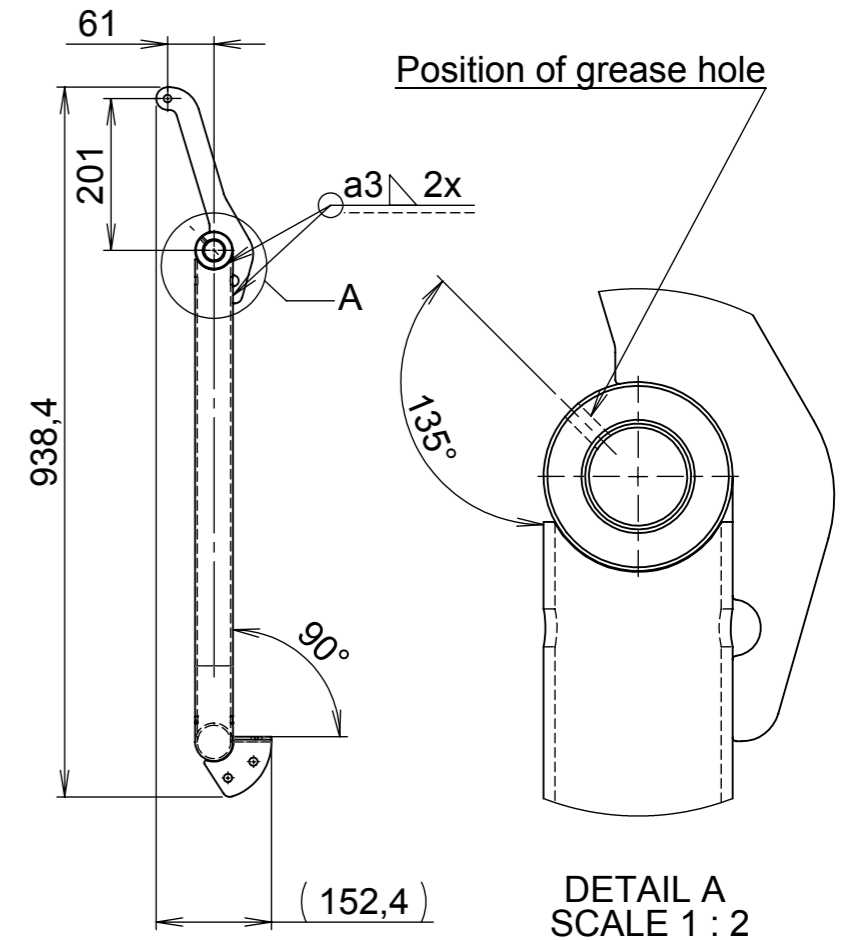
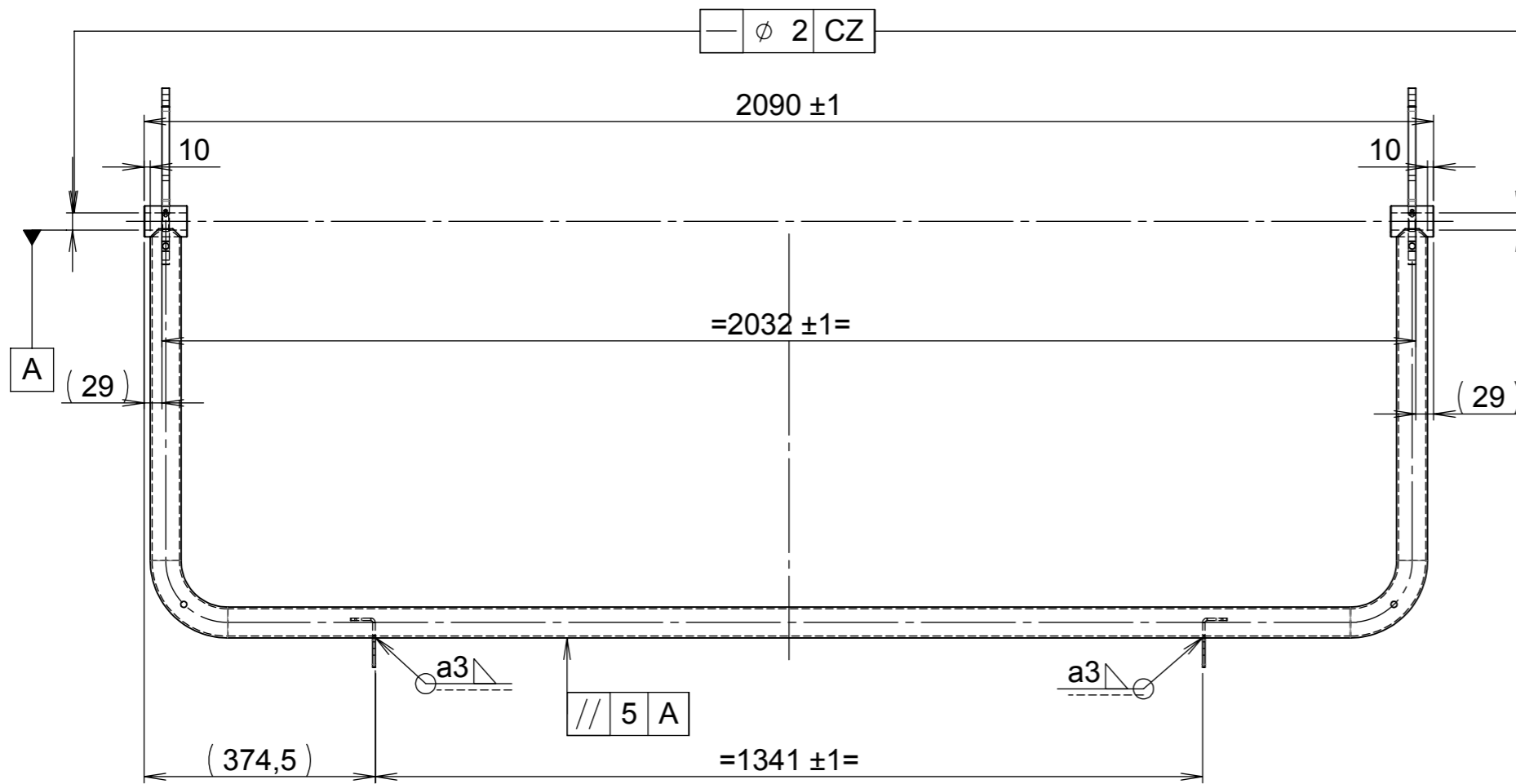


**Bin catch**  
Mounting DIN guide

**5049409**

Rev.	Change Note	Drawn	Date	Approve
-	180912-1	Janssen, Nico	2019-04-30	Leij, P. van de
<b>Descr.</b> New assembly				

Electro-galvanised acc. GN Spec.: KS-005

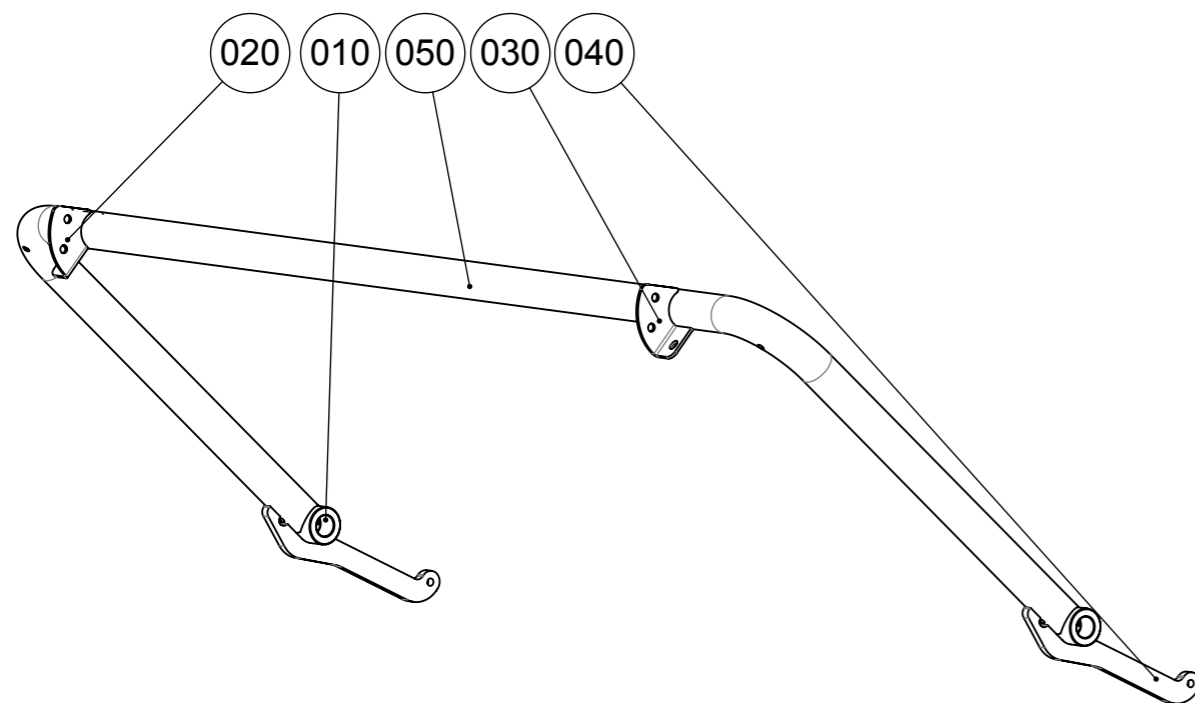
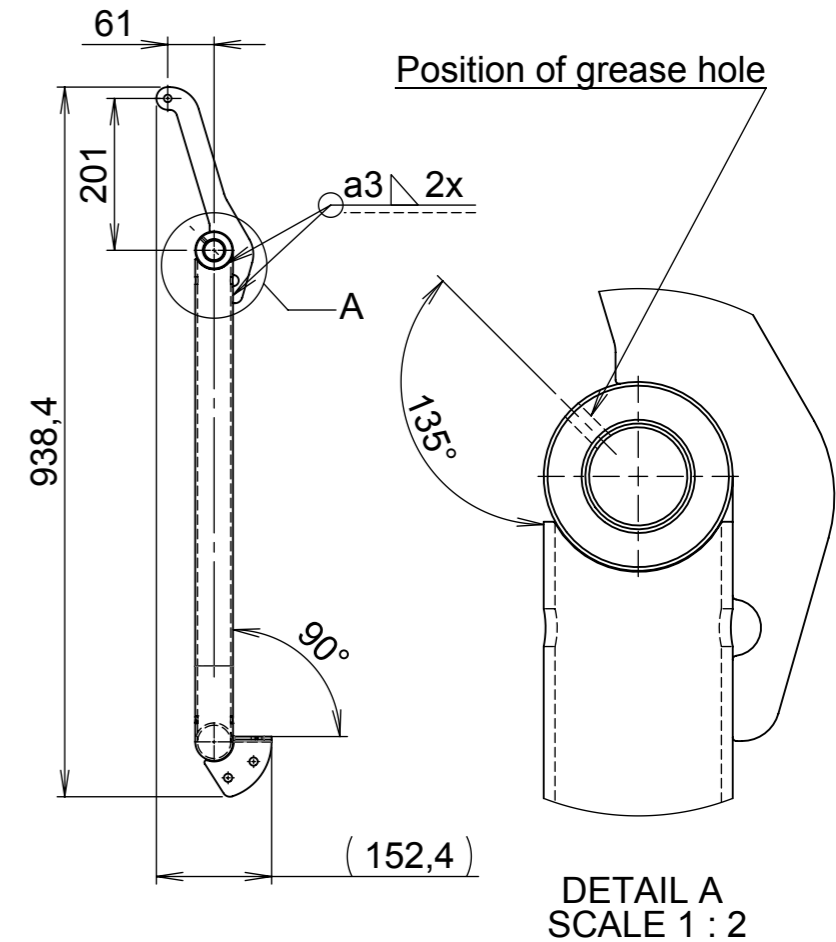
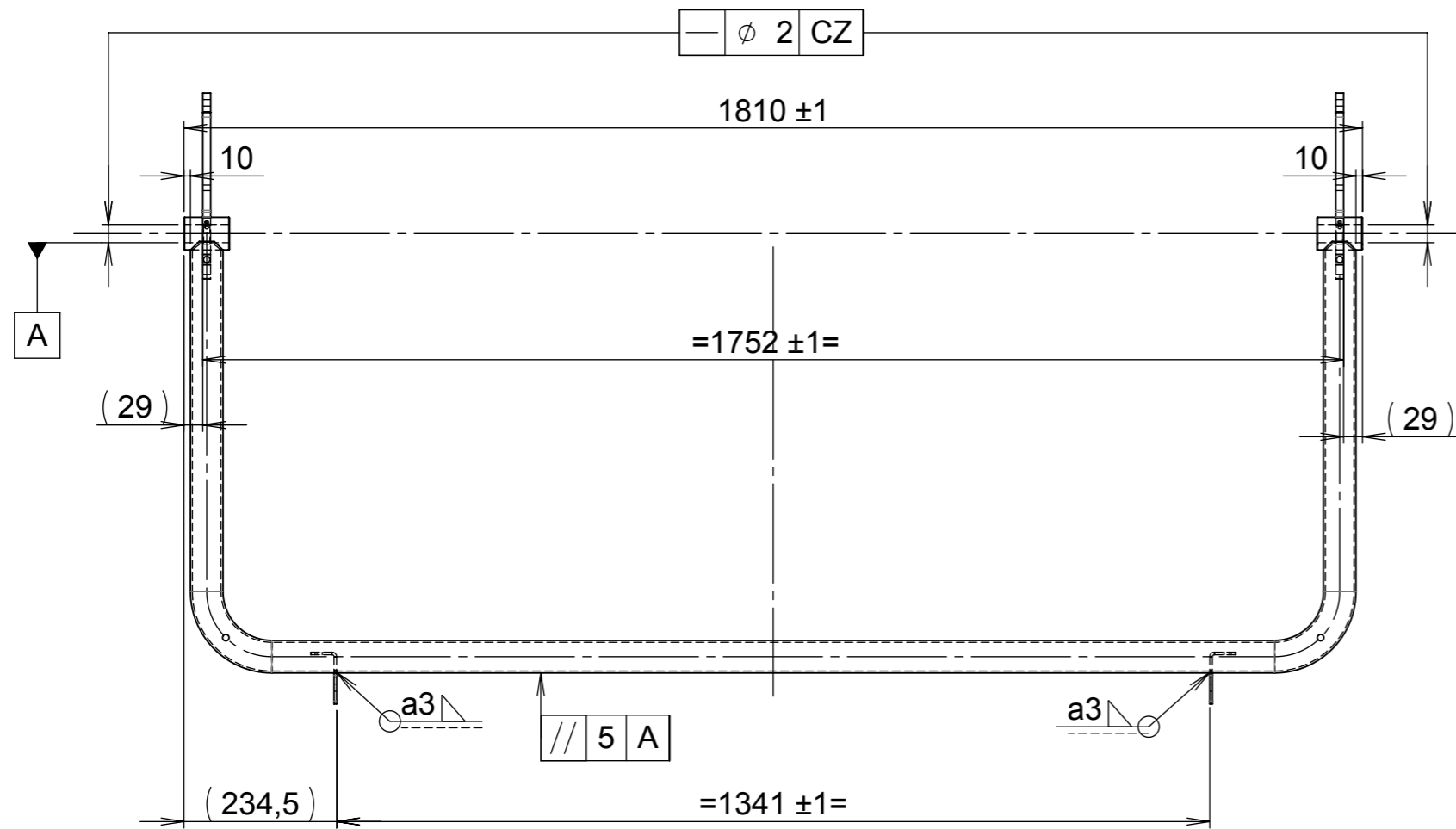


Pos	Part/Item	Description	Qty
050	5050119	Bracket Mechanical bin catch	2
040	5049404	Support	1
030	5049403	Support	1
020	5049365	Tube Bin catch	1
010	5043188	Bush Bin catch	2

Standards		Material	Weight (kg)	General surface roughness Ra:
Shape / position tol. ISO 1101			14.55	✓
Weld def. / symb. ISO 2553		Drawn By Spruijt, W.	Date 2018-10-24	
Lin. / angle tol. ISO 13920-B		Approved By Janssen, Nico	Date 2019-03-26	
Projection		This drawing is provided on a confidential basis subject to return on demand by GEESINKNORBA, which retains any and all rights associated with it and the article or articles it represents. Disclosure, reproduction or alteration of any part of this drawing; or manufacture, use or sale of the article or articles represented, is prohibited without the prior written authorization of: GEESINKNORBA. © GEESINKNORBA (unpublished).		Description
		Derived from 5045944 Scale 1:10 Page 1 OF 1 Format A3		Bin catch Steelconstruction xx25 mechanical
			Item number <b>5049955</b>	Revision

Rev.	Change Note	Drawn	Date	Approve
-	180912-1	Janssen, Nico	2019-04-30	Hartman, M.
<b>Descr.</b> New assembly				

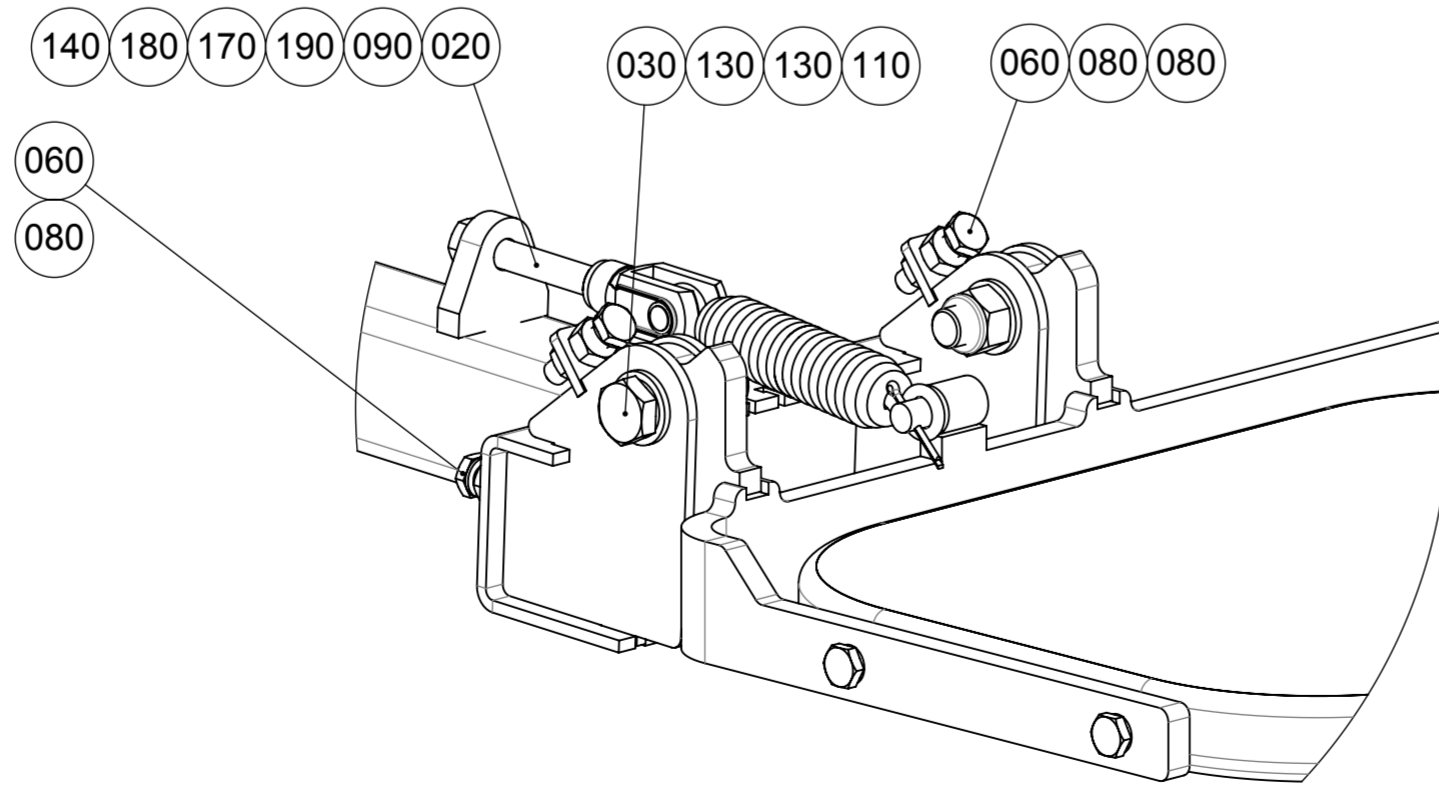
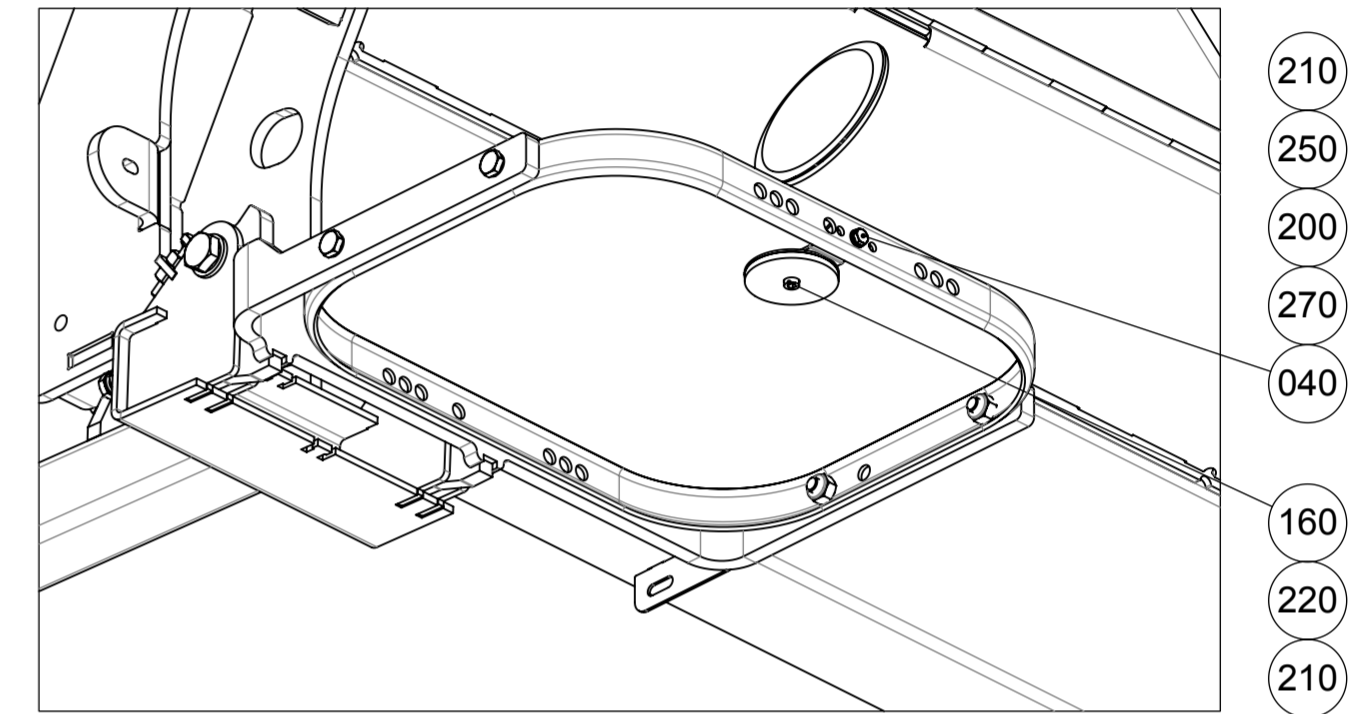
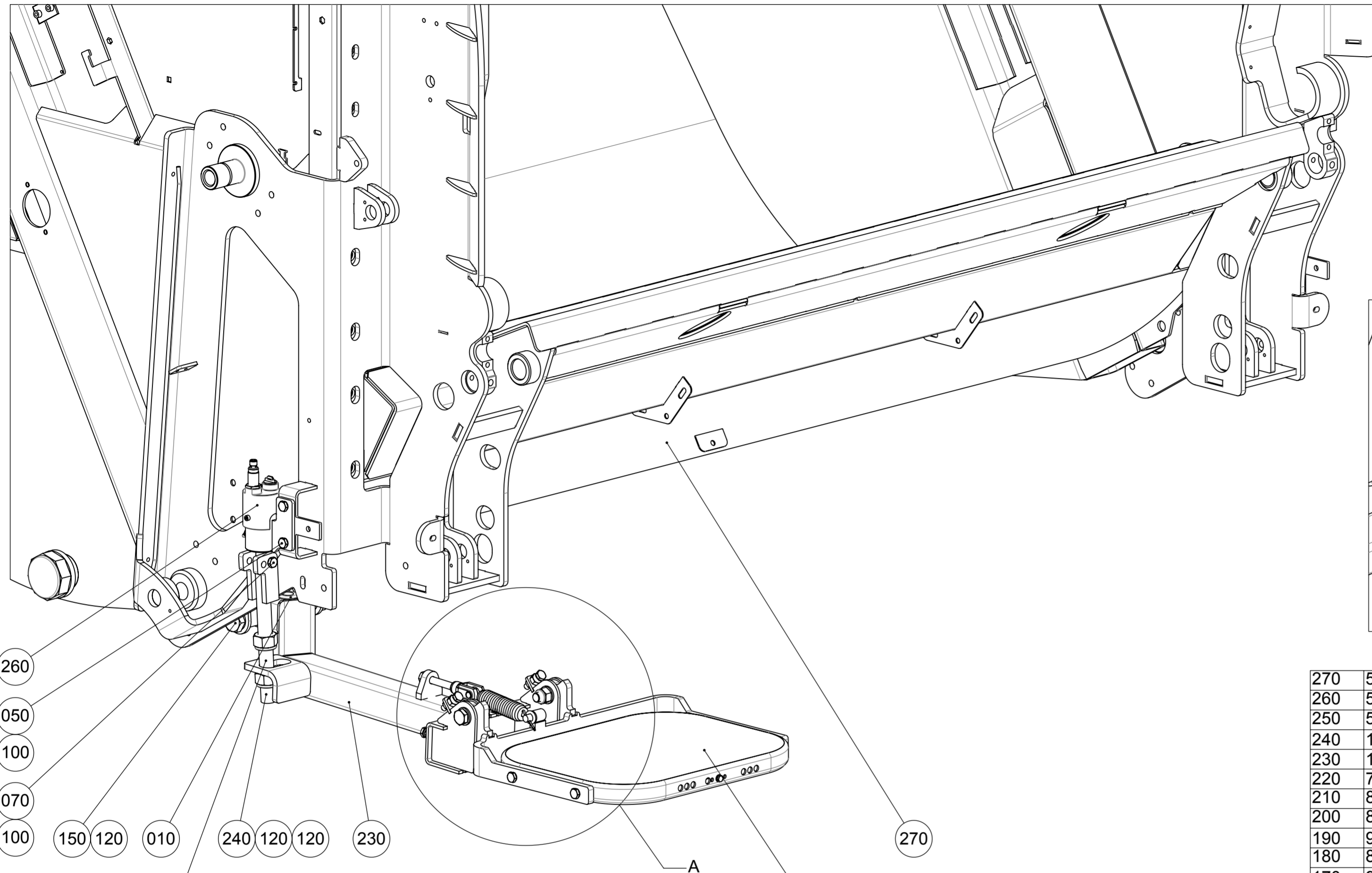
Electro-galvanised acc. GN Spec.: KS-005



Pos	Part/Item	Description	Qty
050	5053883	Tube Bin catch N4 xx22	1
040	5050119	Bracket Mechanical bin catch	2
030	5049404	Support	1
020	5049403	Support	1
010	5043188	Bush Bin catch	2

Standards		Material	Weight (kg)	General surface roughness Ra:	
Shape / position tol. ISO 1101			13.57	✓	
Weld def. / symb. ISO 2553		Drawn By Janssen, Nico	Date 2019-04-30		
Lin. / angle tol. ISO 13920-B		Approved By Hartman, M.	Date 2019-04-30		
Projection		This drawing is provided on a confidential basis subject to return on demand by GEESINKNORBA, which retains any and all rights associated with it and the article or articles it represents. Disclosure, reproduction or alteration of any part of this drawing; or manufacture, use or sale of the article or articles represented, is prohibited without the prior written authorization of: GEESINKNORBA. © GEESINKNORBA (unpublished).			Description
					Bin catch
					Steelconstruction xx22 mechanical
		Derived from 5049955	Scale 1:10	Page 1 OF 1	Format A3
		Item number <b>5053886</b>			Revision

Rev.	Change Note	Drawn	Date	Approve
A	CN180912-1	Janssen, Nico	2019-04-04	Hartman, M.
Descr. Update drawing and add note				

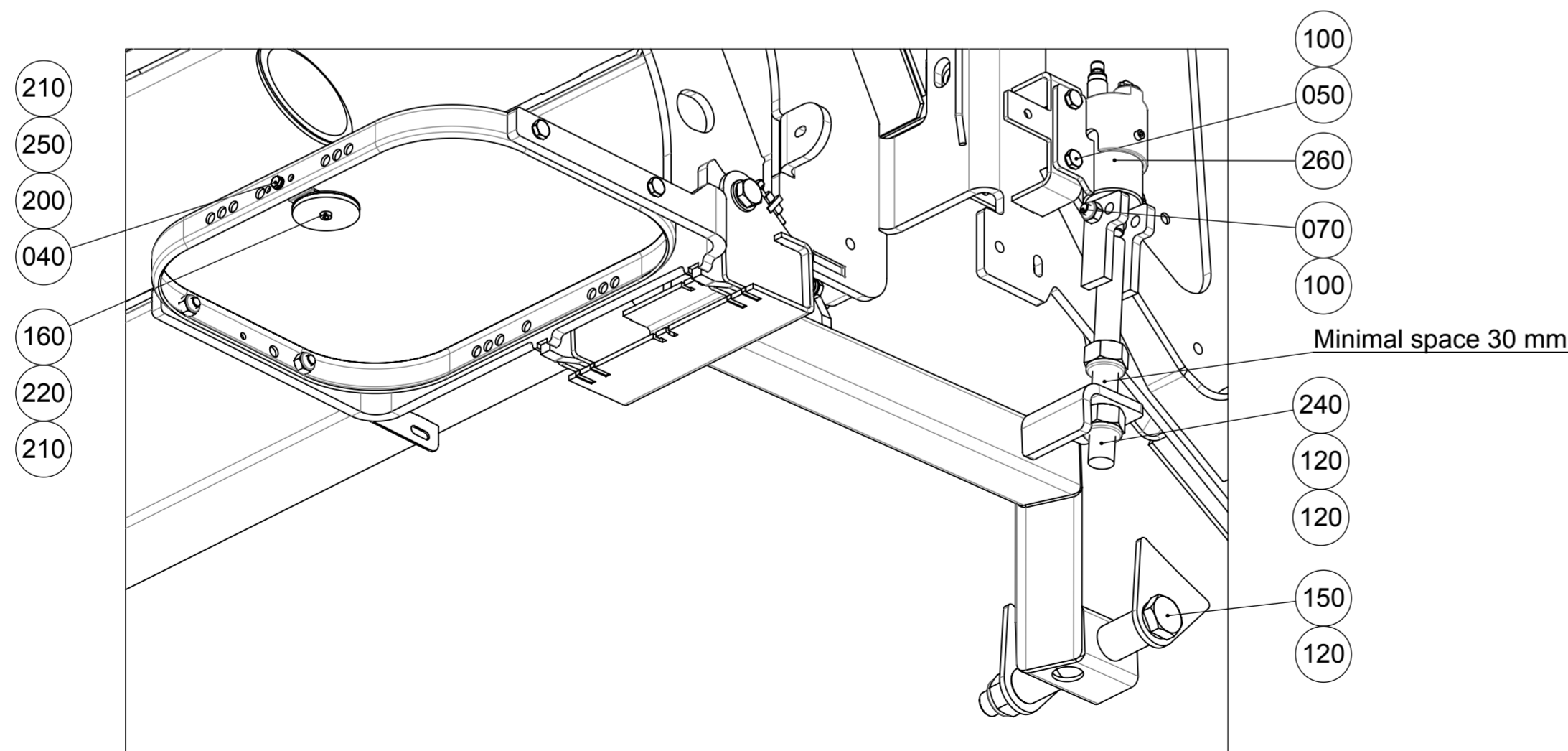
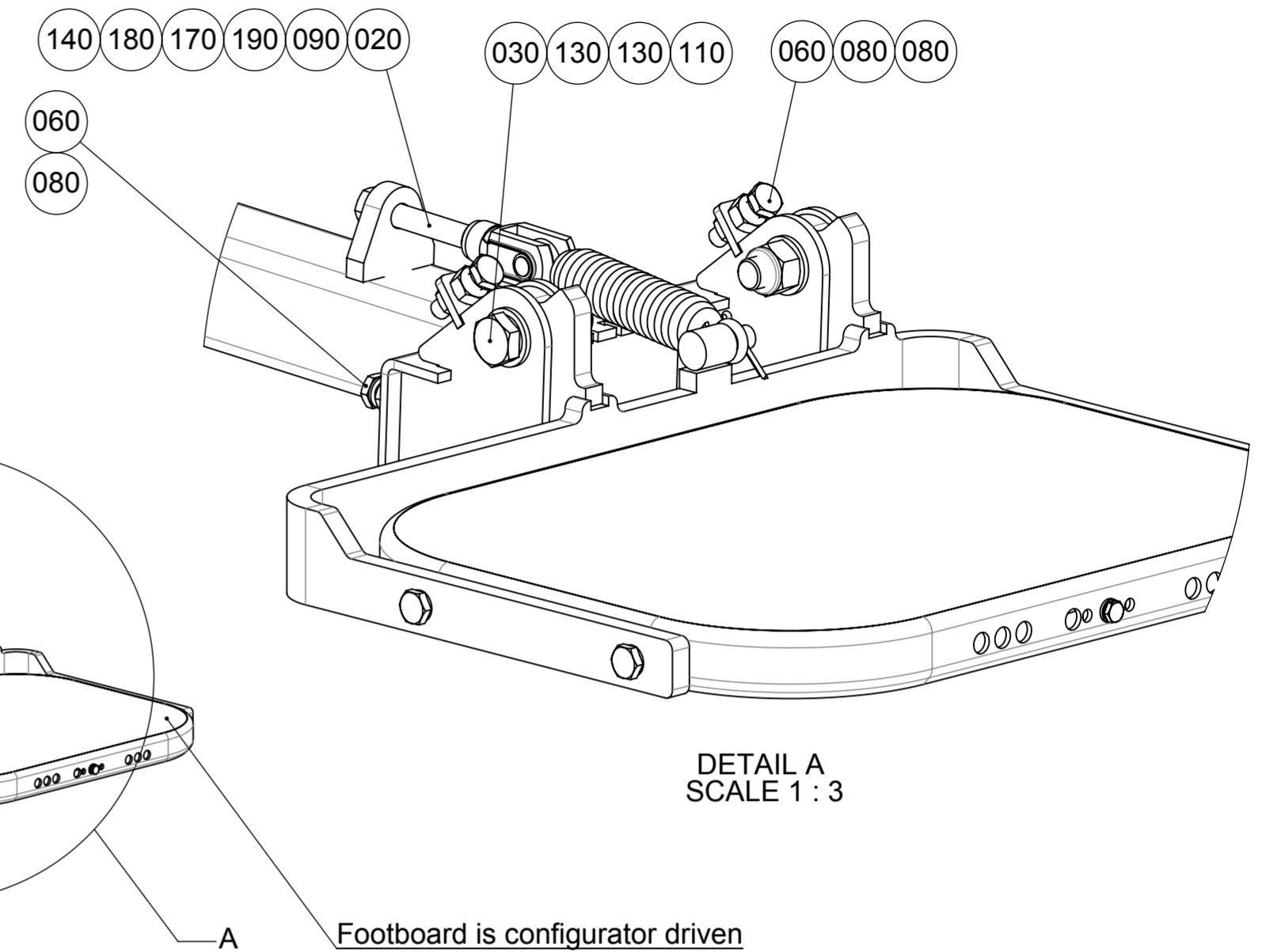
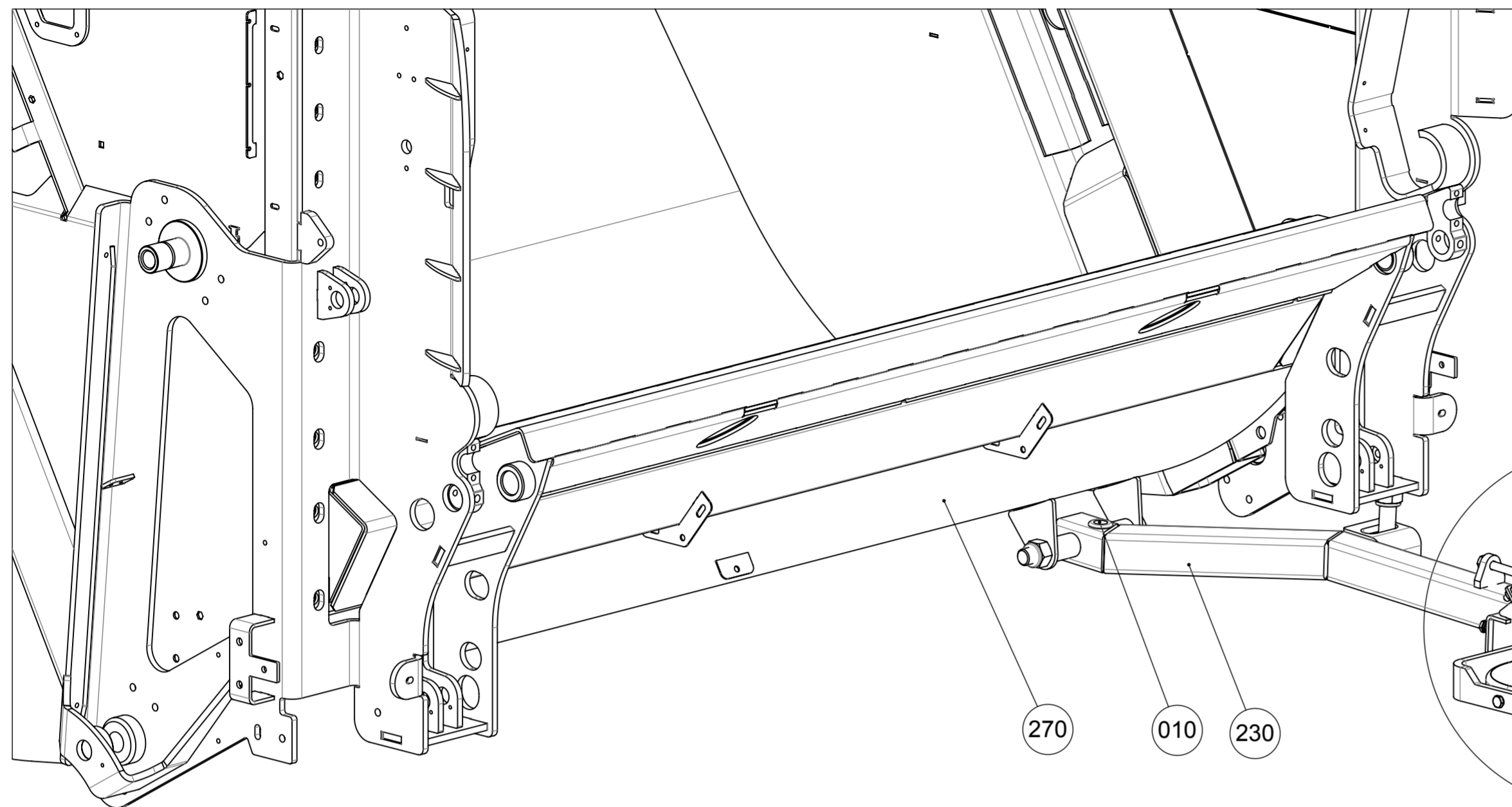


DETAIL A  
SCALE 1 : 3

270	5047160	Instruction Welding footboard supports left N4	1
260	5027467	Protection Footboard det. for analoge prox	1
250	5028864	Plate mounting reflector on footboard	1
240	1017626	Threaded rod	1
230	1013890	Crank Left	1
220	77631-00	Reflector No. 2121-01 Red Plastic	1
210	811041	Nut, hexagon torque prevailing M6 ISO 10511	2
200	809022	Washer, plain normal M6 Steel ISO 7089	1
190	910040	Fork 12x24, DIN 71752 St DIN 71752	1
180	804145	Spring, extension Conical with loose eyes	1
170	910042	Pin St	1
160	1007847	Screw, hexagon socket head cap M6x16, St 8.8 ISO 4762	1
150	1005843	Bolt, hexagon head M24x220 ISO 4014	1
140	810011	Split pin ISO 1234 3.2x32 Steel	1
130	809028	Washer, plain normal M16 Steel ISO 7089	4
120	811050	Nut, hexagon torque prevailing M24 ISO 10511	3
110	811046	Nut, hexagon torque prevailing M16 ISO 10511	2
100	811043	Nut, hexagon torque prevailing M10 ISO 10511	3
090	811008	Nut, hexagon M12 DIN 934 St 8 ISO 4032	1
080	811007	Nut, hexagon DIN 934 M10 St 8 ISO 4032	6
070	812047	Screw, hexagon head M10x60 ISO 4017	1
060	812045	Screw, hexagon head M10x40 ISO 4017	4
050	812042	Screw, hexagon head M10x25 St 8.8 ISO 4017	2
040	812013	Screw, hexagon head M6x20 St 8.8 ISO 4017	1
030	813081	Bolt, hexagon head M16x55 M16x55 St 8.8 ISO 4014	2
020	816230	Threaded rod M12-100	1
010	405015	Grommet	1
Pos	Part/Item	Description	Qty

Standards		Material		Weight (kg)		General surface roughness Ra:	
Shape / position tol. ISO 1101				1237.3		✓	
Weld def. / symb. ISO 2553		Drawn By Janssen, Nico		Date 2018-05-01			
Lin. / angle tol.		Approved By Hartman, M.		Date 2018-06-13			
Projection		This drawing is provided on a confidential basis subject to return on demand by GEESINKNORBA, which retains any and all rights associated with it and the article or articles it represents. Disclosure, reproduction or alteration of any part of this drawing, or manufacture, use or sale of the article or articles represented, is prohibited without the prior written authorization of: GEESINKNORBA. © GEESINKNORBA (unpublished).				Description	
						<b>Instruction</b> Mounting footboard left N4	
Derived from	Scale	Page	Format	Item number	Revision		
5043131	1:5	1 OF 1	A2	<b>5047159</b>	<b>A</b>		

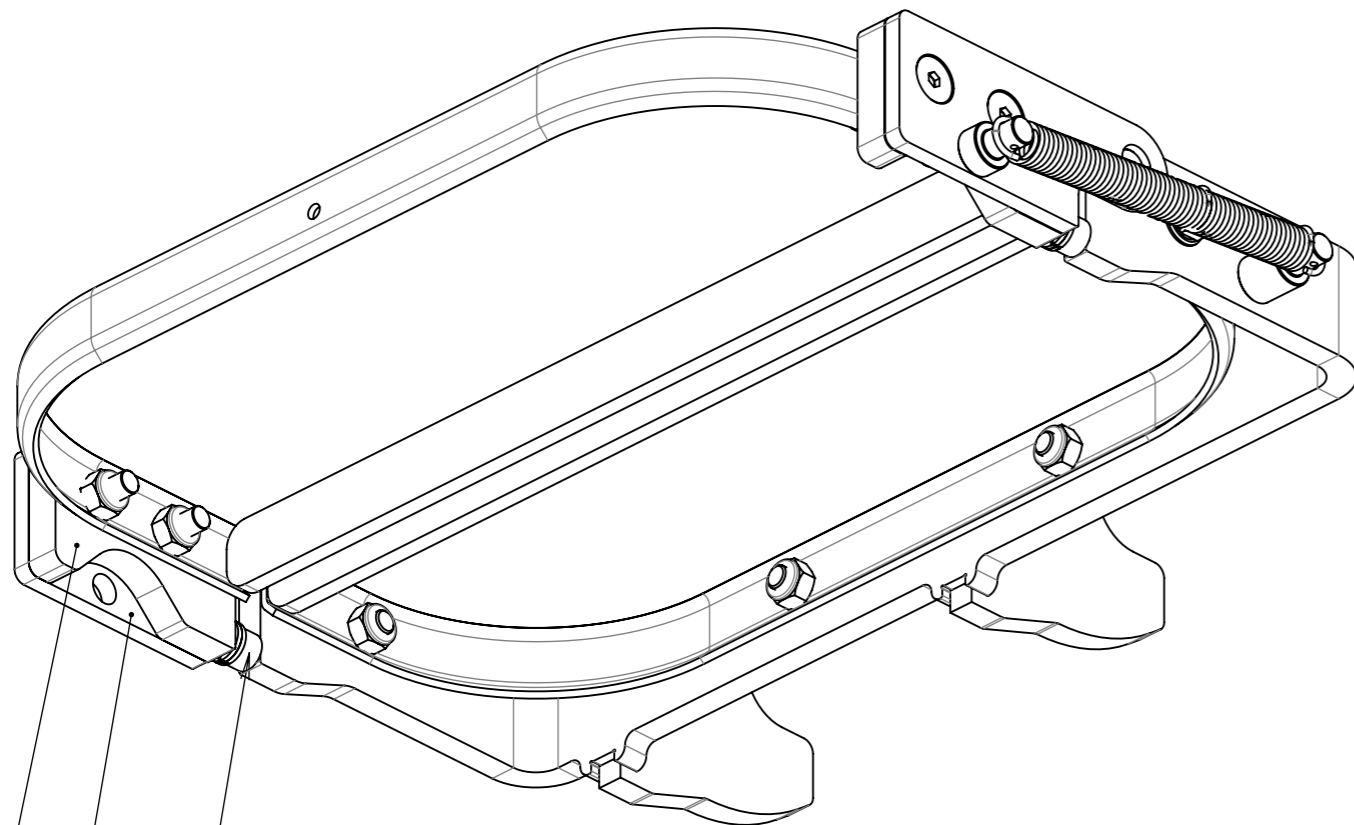
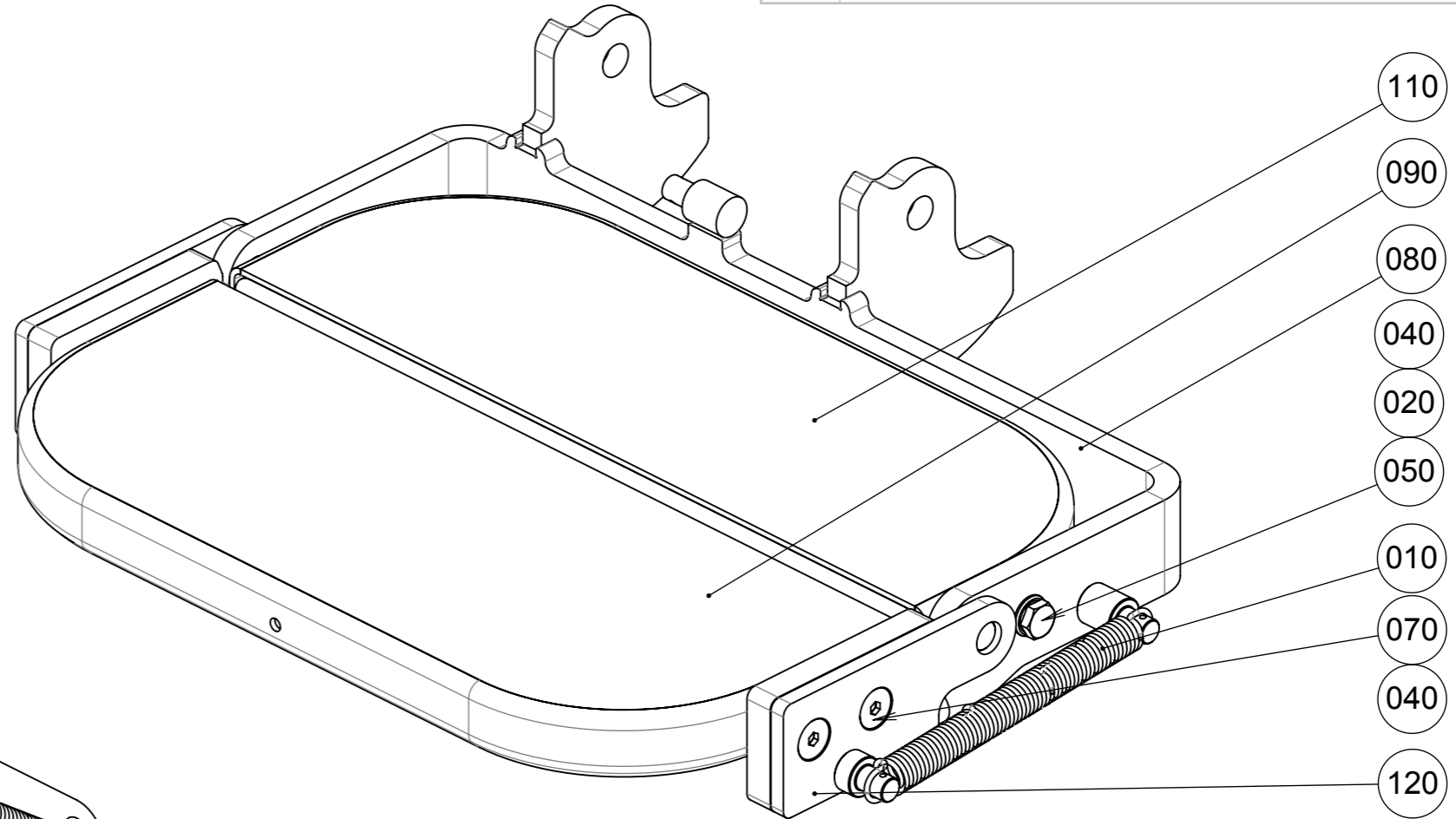
Rev.	Change Note	Drawn	Date	Approve
A	CN180912-1	Janssen, Nico	2019-04-04	Hartman, M.
Descr. Update drawing and add note				



270	5047181	Instruction Welding footboard supports right N4	1
260	5027467	Protection Footboard det. for analoge prox	1
250	5028864	Plate mounting reflector on footboard	1
240	1017626	Threaded rod	1
230	1013782	Crank	1
220	77631-00	Reflector No. 2121-01 Red Plastic	1
210	811041	Nut, hexagon torque prevailing M6 ISO 10511	2
200	809022	Washer, plain normal M6 Steel ISO 7089	1
190	910040	Fork 12x24, DIN 71752 St DIN 71752	1
180	804145	Spring, extension Conical with loose eyes	1
170	910042	Pin St	1
160	1007847	Screw, hexagon socket head cap M6x16, St 8.8 ISO 4762	1
150	1005843	Bolt, hexagon head M24x220 ISO 4014	1
140	810011	Split pin ISO 1234 3.2x32 Steel	1
130	809028	Washer, plain normal M16 Steel ISO 7089	4
120	811050	Nut, hexagon torque prevailing M24 ISO 10511	3
110	811046	Nut, hexagon torque prevailing M16 ISO 10511	2
100	811043	Nut, hexagon torque prevailing M10 ISO 10511	3
090	811008	Nut, hexagon M12 DIN 934 St 8 ISO 4032	1
080	811007	Nut, hexagon DIN 934 M10 St 8 ISO 4032	6
070	812047	Screw, hexagon head M10x60 ISO 4017	1
060	812045	Screw, hexagon head M10x40 ISO 4017	4
050	812042	Screw, hexagon head M10x25 St 8.8 ISO 4017	2
040	812012	Screw, hexagon head M6x16 St 8.8 ISO 4017	1
030	813081	Bolt, hexagon head M16x55 St 8.8 ISO 4014	2
020	816230	Threaded rod M12-100	1
010	405015	Grommet	1
Pos	Part/Item	Description	Qty

Standards		Material		Weight (kg)		General surface roughness Ra:	
Shape / position tol. ISO 1101				1237.3		✓	
Weld def. / symb. ISO 2553		Drawn By Janssen, Nico		Date 2018-05-02			
Lin. / angle tol.		Approved By Hartman, M.		Date 2018-06-13			
Projection		This drawing is provided on a confidential basis subject to return on demand by GEESINKNORBA, which retains any and all rights associated with it and the article or articles it represents. Disclosure, reproduction or alteration of any part of this drawing, or manufacture, use or sale of the article or articles represented, is prohibited without the prior written authorization of: GEESINKNORBA. © GEESINKNORBA (unpublished).				Description	
						Instruction Mounting footboard right N4	
Derived from		Scale		Page		Format	
5043131		1:5		1 OF 1		A2	
				Item number		Revision	
				5047170		A	

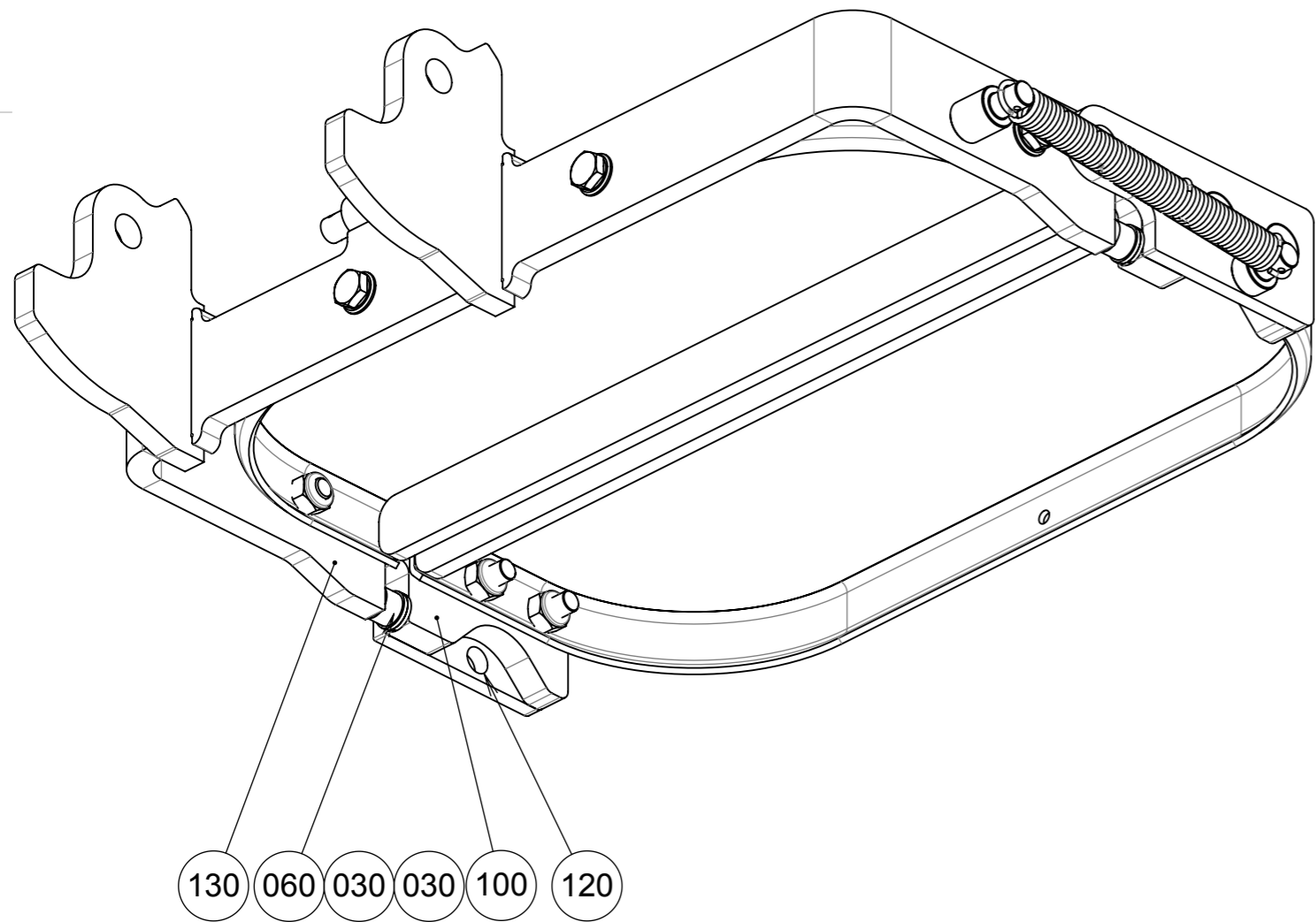
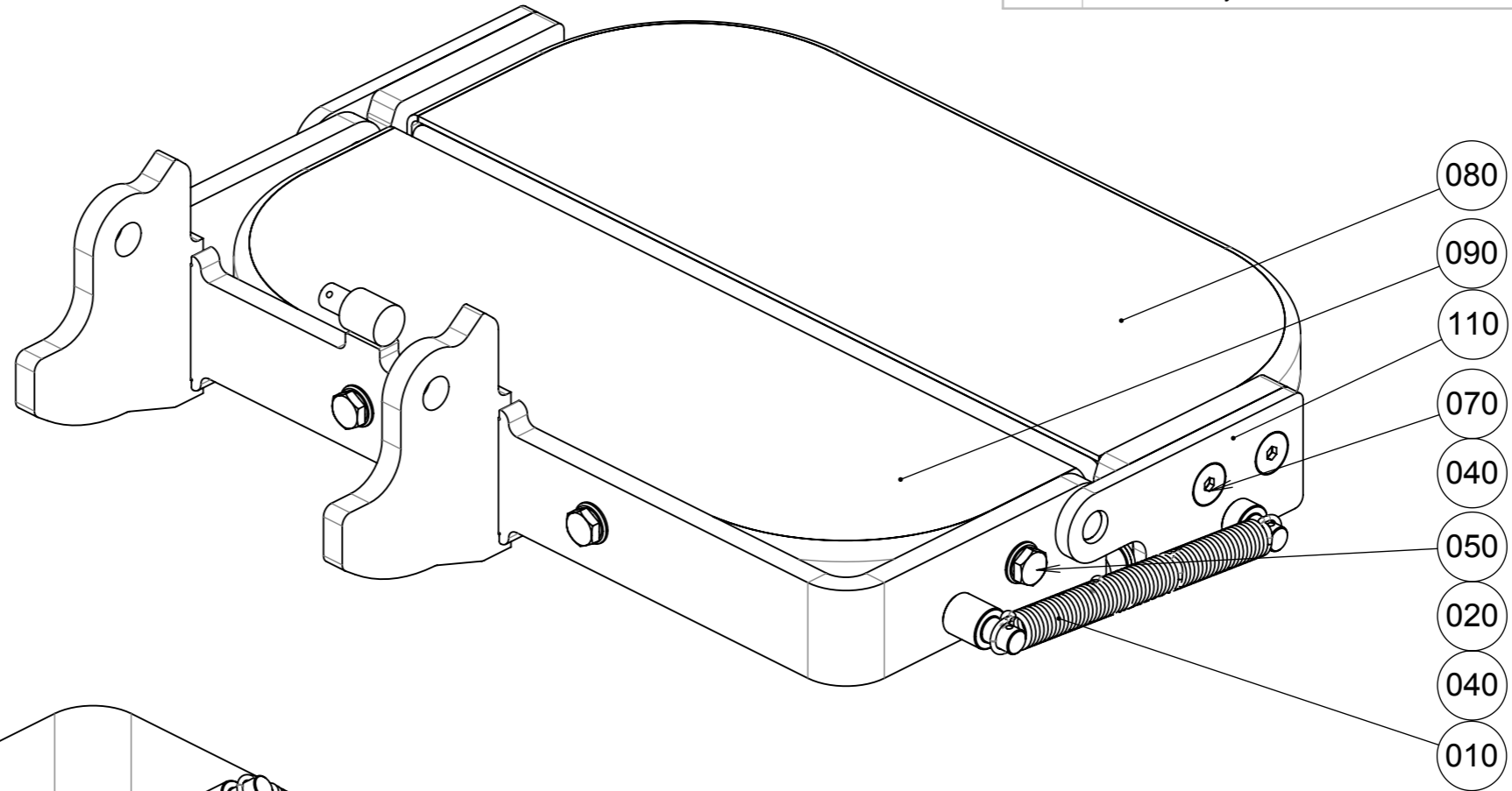
Rev.	Change Note	Drawn	Date	Approve
-	190228-3	Spruijt, W.	2019-04-23	Hartman, M.
<b>Descr.</b> New assembly				



130	5052306	Plate	2
120	5052305	Support Footboard	1
110	5052304	Footboard Platform	1
100	5052302	Support Footboard	1
090	5052299	Footboard Platform	1
080	5052293	Footboard Support	1
070	815145	Screw, hex. socket countersunk M10 x 45 M10x45	4
060	815041	Screw, hexagon socket head cap M10x20 ISO 4762	2
050	812043	Screw, hexagon head M10x30 St 8.8 ISO 4017	4
040	811043	Nut, hexagon torque prevailing M10 ISO 10511	8
030	809057	Washer, spring lock M10 DIN 127B	4
020	809025	Washer, plain normal chamfered M10 Steel ISO 7090	4
010	804209	Spring	1
<b>Pos</b>	<b>Part/Item</b>	<b>Description</b>	<b>Qty</b>

Standards	Material	Weight (kg)	General surface roughness Ra:
Shape / position tol. ISO 1101	-	14.2	✓
Weld def. / symb. ISO 2553	Drawn By Spruijt, W.	Date 2019-03-01	
Lin. / angle tol. -	Approved By Hartman, M.	Date 2019-04-23	
Projection	This drawing is provided on a confidential basis subject to return on demand by GEESINKNORBA, which retains any and all rights associated with it and the article or articles it represents. Disclosure, reproduction or alteration of any part of this drawing; or manufacture, use or sale of the article or articles represented, is prohibited without the prior written authorization of: GEESINKNORBA. © GEESINKNORBA (unpublished).		Description
			<b>Footboard</b> Platform foldable LH
Derived from	Scale	Page	Format
-	1:3	1 OF 1	A3
Item number			Revision
<b>5052331</b>			-

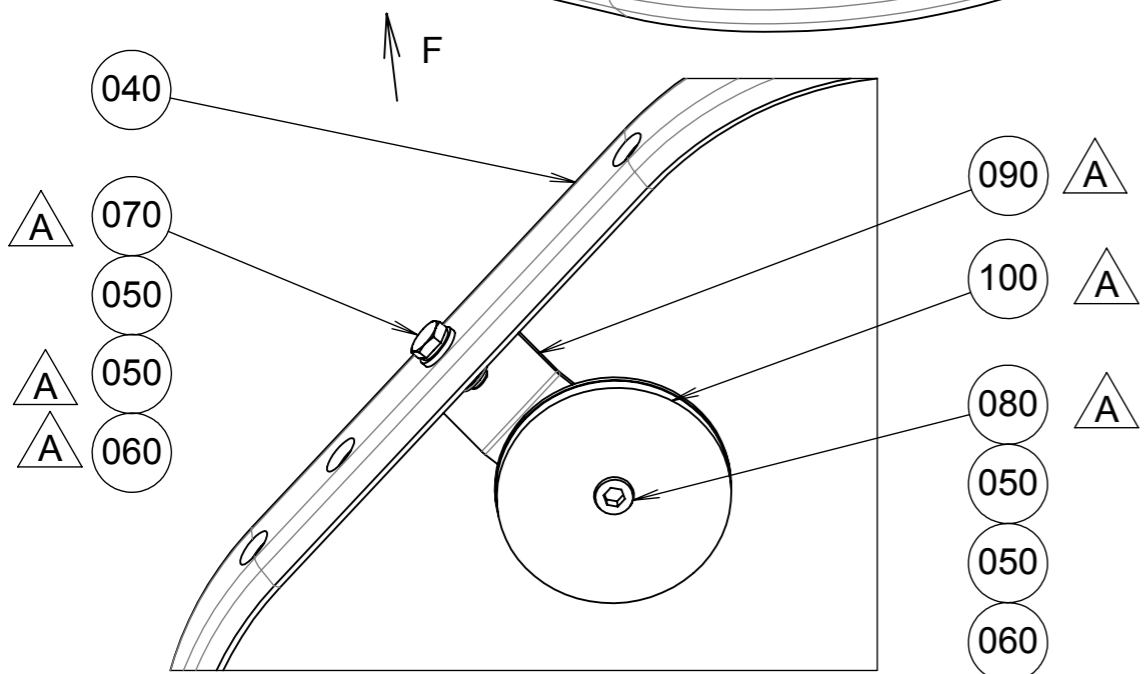
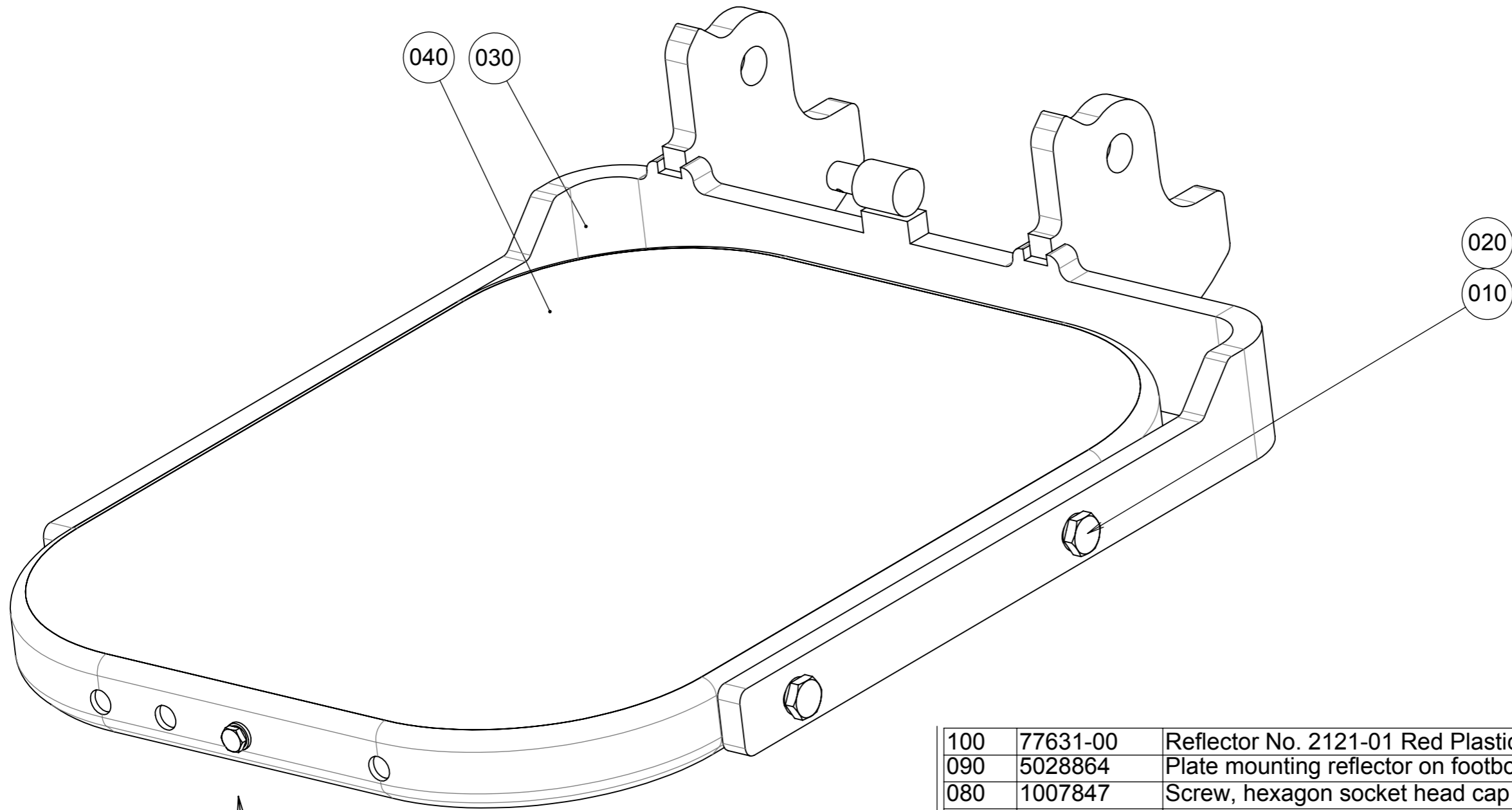
Rev.	Change Note	Drawn	Date	Approve
-	190228-3	Spruijt, W.	2019-04-23	Hartman, M.
<b>Descr.</b> New assembly				



130	5052854	Footboard Support	1
120	5052848	Support Footboard	1
110	5052847	Support Footboard	1
100	5052306	Plate	2
090	5052304	Footboard Platform	1
080	5052299	Footboard Platform	1
070	815145	Screw, hex. socket countersunk M10 x 45 M10x45	4
060	815041	Screw, hexagon socket head cap M10x20 ISO 4762	2
050	812043	Screw, hexagon head M10x30 St 8.8 ISO 4017	4
040	811043	Nut, hexagon torque prevailing M10 ISO 10511	8
030	809057	Washer, spring lock M10 DIN 127B	4
020	809025	Washer, plain normal chamfered M10 Steel ISO 7090	4
010	804209	Spring	1
<b>Pos</b>	<b>Part/Item</b>	<b>Description</b>	<b>Qty</b>

Standards		Material	Weight (kg)	General surface roughness Ra:		
Shape / position tol. ISO 1101			14.2	✓		
Weld def. / symb. ISO 2553		Drawn	By Spruijt, W.	Date	2019-03-01	
Lin. / angle tol. -		Approved	By Hartman, M.	Date	2019-04-23	
Projection		This drawing is provided on a confidential basis subject to return on demand by GEESINKNORBA, which retains any and all rights associated with it and the article or articles it represents. Disclosure, reproduction or alteration of any part of this drawing; or manufacture, use or sale of the article or articles represented, is prohibited without the prior written authorization of: GEESINKNORBA. © GEESINKNORBA (unpublished).			 <b>GEESINKNORBA</b> Description <b>Footboard</b> Platform foldable RH	
		Derived from	Scale	Page		Format
		-	1:3	1 OF 1	A3	Item number <b>5052855</b> Revision -

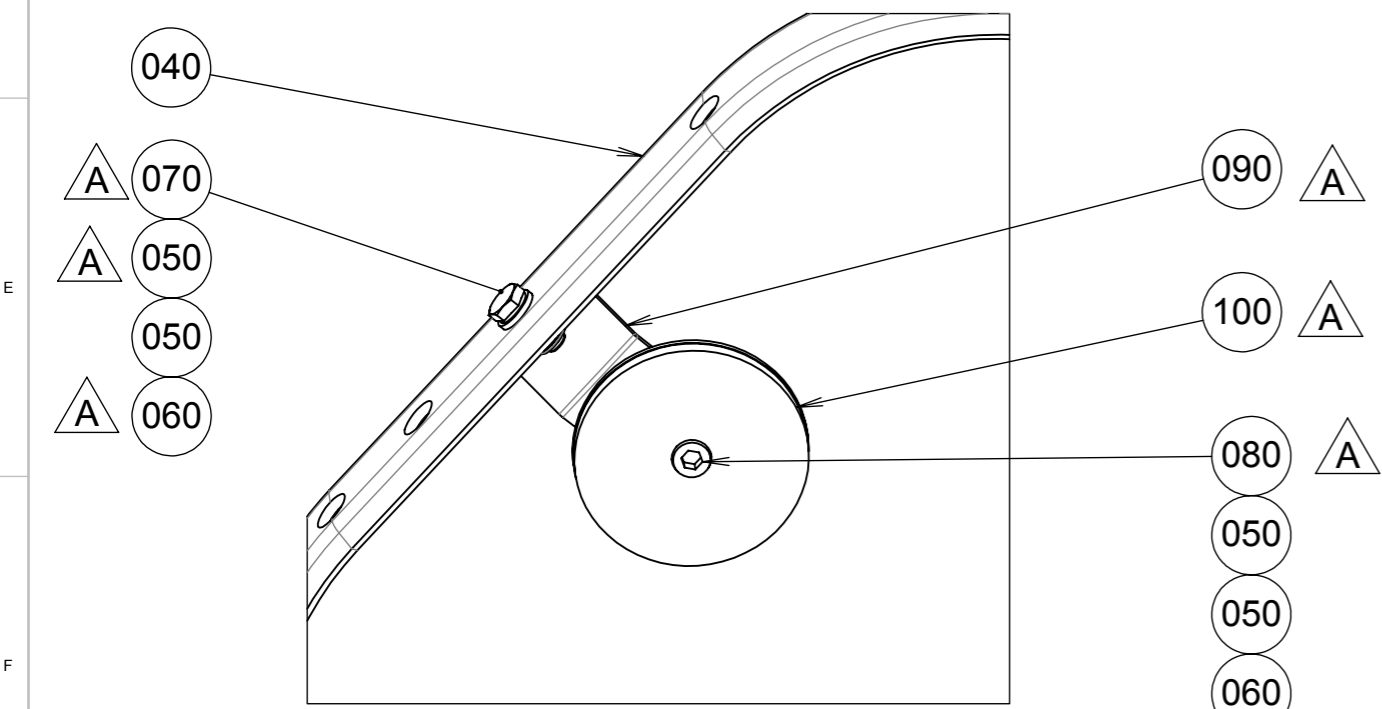
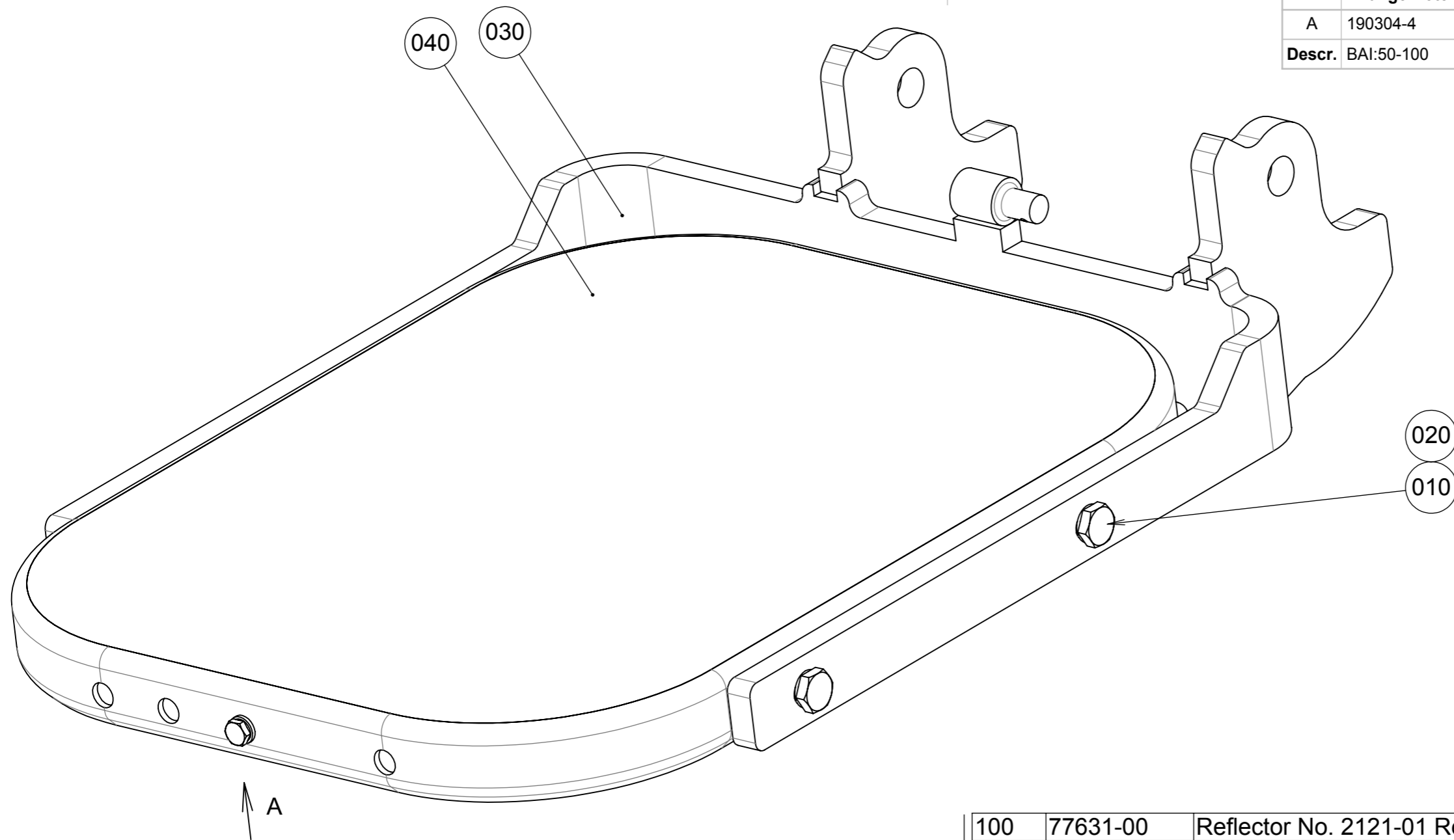
Rev.	Change Note	Drawn	Date	Approve
A	190304-4	Slooten van, A	2019-04-29	Leij, P. van de
<b>Descr.</b> BAI: 50-100				



Pos	Part/Item	Description	Qty
100	77631-00	Reflector No. 2121-01 Red Plastic	1
090	5028864	Plate mounting reflector on footboard	1
080	1007847	Screw, hexagon socket head cap M6x16, St 8.8 ISO 4762	1
070	812012	Screw, hexagon head St 8.8 ISO 4017	1
060	811041	Nut, hexagon torque prevailing M6 ISO 10511	2
050	809022	Washer, plain normal M6 Steel ISO 7089	4
040	902282	Footboard 450x350	1
030	1005773	Bracket Integrated fixed LH	1
020	811043	Nut, hexagon torque prevailing M10 ISO 10511	4
010	812043	Screw, hexagon head M10x30 St 8.8 ISO 4017	4

Standards		Material	Weight (kg)	General surface roughness Ra:	
Shape / position tol. ISO 1101		-	10.3	✓	
Weld def. / symb. ISO 2553		Drawn By Berghuis, W	Date 2014-04-09		
Lin. / angle tol.		Approved By Hartman, M.	Date 2014-06-26		
Projection		This drawing is provided on a confidential basis subject to return on demand by GEESINKNORBA, which retains any and all rights associated with it and the article or articles it represents. Disclosure, reproduction or alteration of any part of this drawing; or manufacture, use or sale of the article or articles represented, is prohibited without the prior written authorization of: GEESINKNORBA. © GEESINKNORBA (unpublished).			Description
					<b>Footboard</b> Width 350 RH
Derived from	Scale 1:2	Page 1 OF 1	Format A3	Item number	Revision
				<b>5025694</b>	<b>A</b>

Rev.	Change Note	Drawn	Date	Approve
A	190304-4	Slooten van, A	2019-04-29	Leij, P. van de
<b>Descr.</b> BAI:50-100				

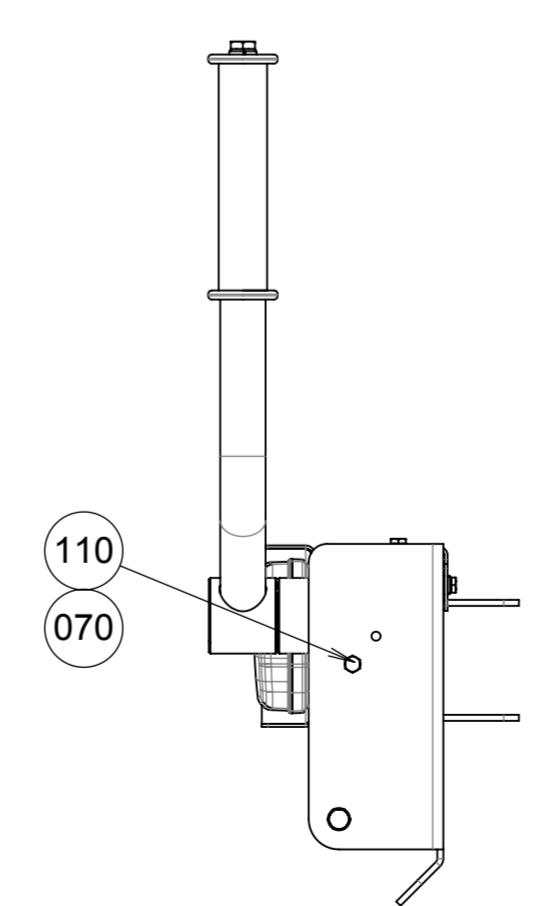
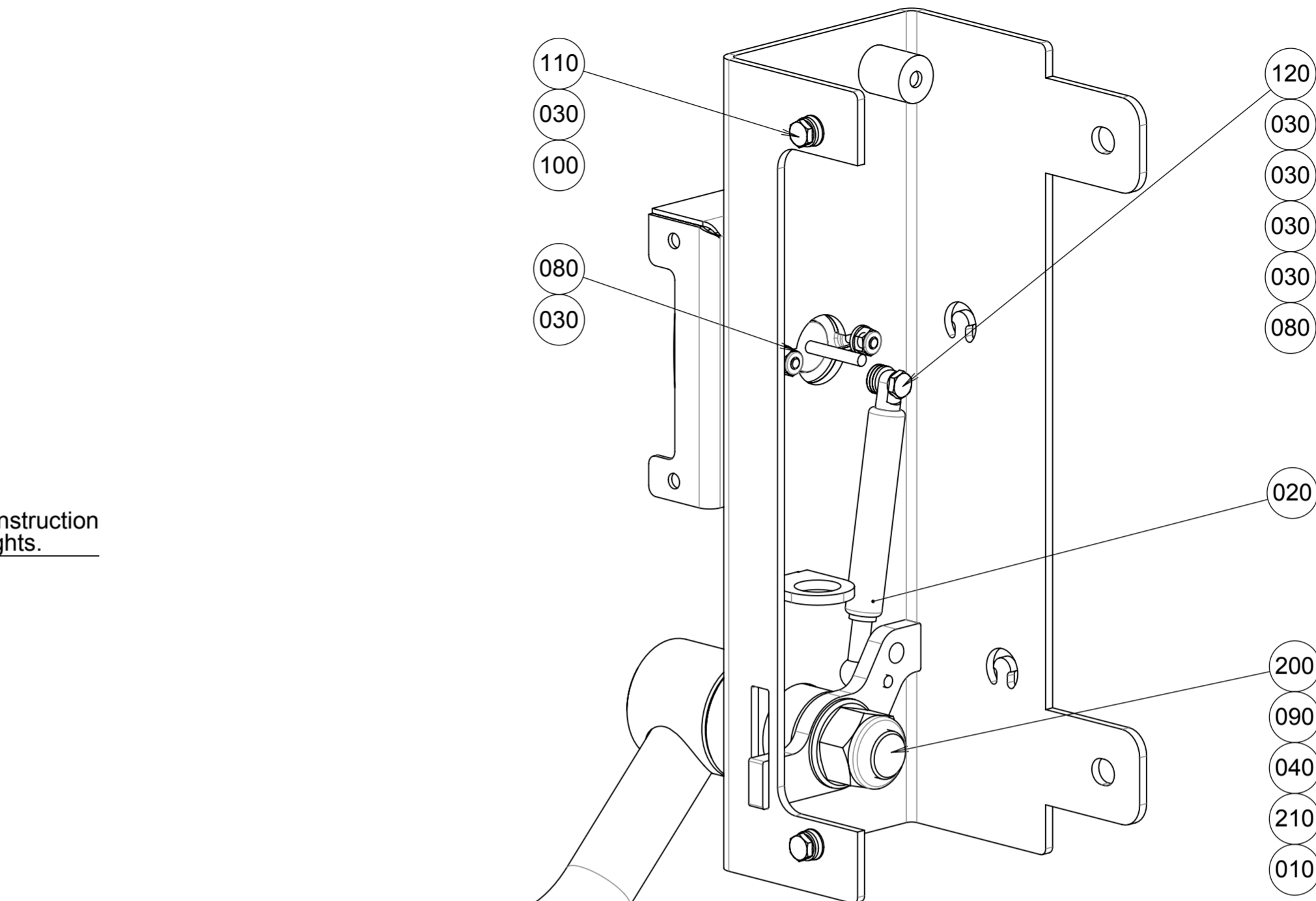
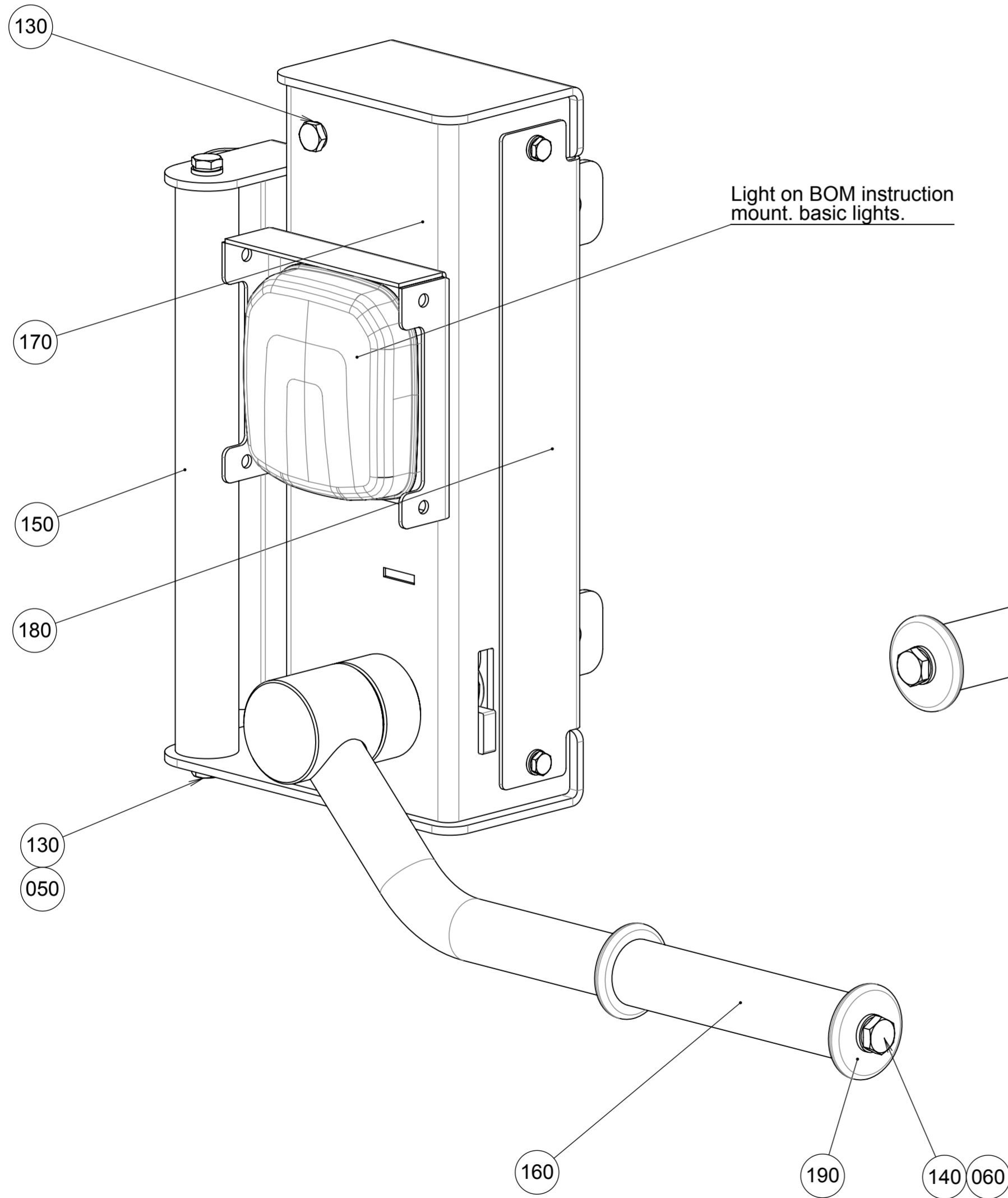


VIEW A

Pos	Part/Item	Description	Qty
100	77631-00	Reflector No. 2121-01 Red Plastic	1
090	5028864	Plate mounting reflector on footboard	1
080	1007847	Screw, hexagon socket head cap M6x16, St 8.8 ISO 4762	1
070	812012	Screw, hexagon head St 8.8 ISO 4017	1
060	811041	Nut, hexagon torque prevailing M6 ISO 10511	2
050	809022	Washer, plain normal M6 Steel ISO 7089	4
040	902282	Footboard 450x350	1
030	1005808	Bracket Integrated (fixed) RH	1
020	811043	Nut, hexagon torque prevailing M10 ISO 10511	4
010	812043	Screw, hexagon head M10x30 St 8.8 ISO 4017	4

Standards		Material	Weight (kg)	General surface roughness Ra:	
Shape / position tol. ISO 1101		-	10.3	✓	
Weld def. / symb. ISO 2553		Drawn By Berghuis, W	Date 2014-04-09		
Lin. / angle tol.		Approved By Hartman, M.	Date 2014-06-26		
Projection		This drawing is provided on a confidential basis subject to return on demand by GEESINKNORBA, which retains any and all rights associated with it and the article or articles it represents. Disclosure, reproduction or alteration of any part of this drawing; or manufacture, use or sale of the article or articles represented, is prohibited without the prior written authorization of: GEESINKNORBA. © GEESINKNORBA (unpublished).			Description
		Derived from	Scale 1:2	Page 1 OF 1	Format A3
		Item number <b>5025692</b>			Revision <b>A</b>

Rev.	Change Note	Drawn	Date	Approve
-	180912-1	Janssen, Nico	2019-03-28	Hartman, M.
<b>Descr.</b> New assembly				



210	5050056	Fork	1
200	5050054	Crank Handle LH	1
190	5047956	Disc	1
180	5047609	Cover plate	1
170	5047600	Handle LH steelconstruction	1
160	5001568	Heat shrink tubing	1
150	1007652	Handle	1
140	812042	Screw, hexagon head M10x25 St 8.8 ISO 4017	1
130	812025	Screw, hexagon head M8 x 25 St 8.8 ISO 4017	3
120	812014	Screw, hexagon head M6 x 25 St8.8 ISO 4017	1
110	812012	Screw, hexagon head M6x16 St 8.8 ISO 4017	5
100	811206	Nut, blind rivet M6 / ALS4-610-4.2 Steel	4
090	811048	Nut, hexagon torque prevailing M20 ISO 10511	1
080	811041	Nut, hexagon torque prevailing M6 ISO 10511	3
070	811004	Nut, hexagon M6 Steel ISO 4032	1
060	809057	Washer, spring lock M10 DIN 127B	1
050	809056	Washer, spring lock M8 M8 steel DIN 127B	2
040	809029	Washer, plain normal chamfered M20 Steel ISO 7090	1
030	809022	Washer, plain normal M6 Steel ISO 7089	10
020	803153	Gas spring 50-168-200N	1
010	308007	Bearing PAP 3040-P10 Steel	1
Pos	Part/Item	Description	Qty

Standards		Material		Weight (kg)	General surface roughness Ra:		
Shape / position tol. ISO 1101				9.80	✓		
Weld def. / symb. ISO 2553		Drawn	By Spruijt, W.	Date	2018-10-31		
Lin. / angle tol. -		Approved	By Hartman, M.	Date	2019-03-28		
Projection		This drawing is provided on a confidential basis subject to return on demand by GEESINKNORBA, which retains any and all rights associated with it and the article or articles it represents. Disclosure, reproduction or alteration of any part of this drawing, or manufacture, use or sale of the article or articles represented, is prohibited without the prior written authorization of: GEESINKNORBA. © GEESINKNORBA (unpublished).				Description <b>Handle</b> LH Gas spring with light	
Derived from	Scale	Page	Format	Item number	Revision		
-	1:2	1 OF 1	A2	<b>5050101</b>	-		

